Analytical Resources, Incorporated
Analytical Chemists and Consultants

10 August 2005

Dan Hennessy
Anchor Environmental, L.L.C.
1423 3rd Ave., Suite 300
Seattle, WA 98101

RE: Client Project: 00010501/T2, KC Former Scott Mill
ARI Job No: IH97

Dear Dan:

Please find enclosed the original chain of custody record and the final data package for the samples from the project referenced above. Analytical Resources, Inc. accepted two sediment samples on July 22, 2005. Both samples were received intact and there were no discrepancies in the paperwork.

The samples were analyzed for SVOAs, sulfide, ammonia, porewater-conventionals and total metals as requested on the COC. (The test for SVOAs was added per your verbal request on 7/25/05.) The test for porewater-conventionals will be mailed under a separate SDG.

Anomalies associated with these analyses are discussed in the case narrative.

A copy of this package will be kept of file at ARI. If you have any questions or require additional information, please contact me at your convenience.

Sincerely,

ANALYTICAL RESOURCES, INC.

Mark D. Harris
Project Manager
206/695-6210
mark@arilabs.com

Enclosures

cc: file IH97

Chain of Custody Documentation

prepared for

ANCHOR ENVIRONMENTAL

KC FORMER SCOTT MILL , 00010501/T2

ARI JOB NO. IH97

prepared by

Analytical Resources, Inc.

Chain of Custody Record & Laboratory Analysis Request

ARI Assigned Number: IH97	Turn-around Requested: Per SOW	Page: 1 of 2	
ARI Client Company: Anchor QEA LLC	Phone: 206/287-9130	Date: 21Jul05	Ice Present? Y
Client Contact: DAN HENNESSY		No. of Coolers: 1	Cooler Temps: 8.0°
Client Project Name: KC Anacortes Former Scott Mill			
Client Project #: 000105011 T2	Samplers: DPH / MM		

Analytical Resources, Incorporated
Analytical Chemists and Consultants
4611 South 134th Place, Suite 100
Tukwila, WA 98168
206-695-6200 206-695-6201 (fax)

Sample ID	Date	Time	Matrix	No. Containers	Metals	TOC/TS	Grain Sz (ARCHIVE)	Porewater Metals	Porewater Ammonia	Porewater Sulfides			Notes/Comments
					Analysis Requested								000002
ANRISED-WP01	21Jul05	0950	SS	3	X	X	X						
ANRISED-WP02	21Jul05	1030	SS	3	X	X	X						
ANRISED-WP01	21Jul05	0950	SS	1 bucket				X	X	X			
ANRISED-WP02	21Jul05	1030	SS	1 bucket				X	X	X			

Comments/Special Instructions X ARCHIVE X POREWATER	Relinquished by: (Signature)	Received by: (Signature) Don Moran	Relinquished by: (Signature)	Received by: (Signature)
	Printed Name: Daniel P. Hennessy	Printed Name: Don Moran	Printed Name:	Printed Name:
	Company: Anchor QEA LLC	Company: ARI	Company:	Company:
	Date & Time: 22Jul05 0745	Date & Time: 7-22-05 0705	Date & Time:	Date & Time:

Limits of Liability: *ARI will perform all requested services in accordance with appropriate methodology following ARI Standard Operating Procedures and the ARI Quality Assurance Program. This program meets standards for the industry. The total liability of ARI, its officers, agents, employees, or successors, arising out of or in connection with the requested services, shall not exceed the Invoiced amount for said services. The acceptance by the client of a proposal for services by ARI release ARI from any liability in excess thereof, not withstanding any provision to the contrary in any contract, purchase order or co-signed agreement between ARI and the Client.*

Sample Retention Policy: All samples submitted to ARI will be appropriately discarded no sooner than 90 days after receipt or 60 days after submission of hardcopy data, whichever is longer, unless alternate retention schedules have been established by work-order or contract.

Case Narrative

prepared
for

ANCHOR ENVIRONMENTAL

KC FORMER SCOTT MILL , 00010501/T2

ARI JOB NO. IH97

prepared
by

Analytical Resources, Inc.

Analytical Resources, Incorporated
Analytical Chemists and Consultants

Case Narrative

Client: Anchor Environmental, L.L.C.
Client Project: 00010501/T2, KC Former Scott Mill
ARI Job No.: IH97
Matrix: Sediment
Date: 10 August 2005

Semivolatiles Analysis

These analyses proceeded without incident of note.

Conventionals Analysis

These analyses proceeded without incident of note.

Total Metals Analysis

A matrix duplicate (MD) was prepared and analyzed in conjunction with sample ANRISED-WP01. The RPD for mercury was high following the initial analysis of the MD. Since the percent recoveries for mercury were within acceptable QC limits for the corresponding matrix spike (MS) and SRM, it was concluded that a lack of sample homogeneity was the cause of the high RPD. No corrective actions were taken.

An MD and an MS were prepared and analyzed for ICP metals in conjunction with sample ANRISED-WP01. The percent recovery for copper was high following the initial analysis of the MS. The RPD for silver was high following the initial analysis of the MD. The affected samples were re-prepared and re-analyzed. The RPD for copper was high following the re-analysis of the MD. Since the percent recoveries for all elements were within acceptable QC limits for the corresponding SRMs, it was concluded that a lack of sample homogeneity was the cause of the high RPDs. No further corrective actions were taken. The results for the re-analyses only have been submitted for the MS/MD.

4611 South 134th Place, Suite 100 • Tukwila WA 98168 • **206-695-6200** • **206-695-6201** fax

Analytical Resources, Incorporated
Analytical Chemists and Consultants

Client: Anchor Environmental, Inc.	ARI Project No.: IH97
Client Project No.: KC Anacortes Former Scott Mill	

Case Narrative

1. Two samples were received on July 22, 2005. The samples consisted of 2 gallon buckets. The sediment in the buckets was mostly sand with wood material interspersed throughout.
2. The samples were extracted starting on July 25, 2005. as expected from a sandy sample, the pore water recovery was very low. The sample buckets were opened, and sediment was placed in 1,000 ml polycarbonate centrifuge bottles. The bottles were placed in a centrifuge maintained at 4 C. The bottles were spun at 3,000 rpm for 30 minutes. They were then removed from the centrifuge and the free water was decanted off into 500 ml amber glass bottles.
3. There were no noted anomalies in the samples or methods on this project.

Approved by: Hartl Beaty Date: 7/26/05
Title: Geotechnical Division Manager

4611 South 134th Place, Suite 100 • Tukwila WA 98168 • **206-695-6200** • **206-695-6201** fax

Data Summary Package

prepared
for

ANCHOR ENVIRONMENTAL

KC FORMER SCOTT MILL , 00010501/T2

ARI JOB NO. IH97

prepared
by

Analytical Resources, Inc.

Analytical Resources, Incorporated
Analytical Chemists and Consultants

Case Narrative

Client: Anchor Environmental, L.L.C.
Client Project: 00010501/T2, KC Former Scott Mill
ARI Job No.: IH97
Matrix: Sediment
Date: 10 August 2005

Semivolatiles Analysis

These analyses proceeded without incident of note.

Conventionals Analysis

These analyses proceeded without incident of note.

Total Metals Analysis

A matrix duplicate (MD) was prepared and analyzed in conjunction with sample ANRISED-WP01. The RPD for mercury was high following the initial analysis of the MD. Since the percent recoveries for mercury were within acceptable QC limits for the corresponding matrix spike (MS) and SRM, it was concluded that a lack of sample homogeneity was the cause of the high RPD. No corrective actions were taken.

An MD and an MS were prepared and analyzed for ICP metals in conjunction with sample ANRISED-WP01. The percent recovery for copper was high following the initial analysis of the MS. The RPD for silver was high following the initial analysis of the MD. The affected samples were re-prepared and re-analyzed. The RPD for copper was high following the re-analysis of the MD. Since the percent recoveries for all elements were within acceptable QC limits for the corresponding SRMs, it was concluded that a lack of sample homogeneity was the cause of the high RPDs. No further corrective actions were taken. The results for the re-analyses only have been submitted for the MS/MD.

4611 South 134th Place, Suite 100 • Tukwila WA 98168 • **206-695-6200** • **206-695-6201** fax

Analytical Resources, Incorporated
Analytical Chemists and Consultants

Client: Anchor Environmental, Inc.	ARI Project No.: IH97
Client Project No.: KC Anacortes Former Scott Mill	

Case Narrative

1. Two samples were received on July 22, 2005. The samples consisted of 2 gallon buckets. The sediment in the buckets was mostly sand with wood material interspersed throughout.
2. The samples were extracted starting on July 25, 2005. as expected from a sandy sample, the pore water recovery was very low. The sample buckets were opened, and sediment was placed in 1,000 ml polycarbonate centrifuge bottles. The bottles were placed in a centrifuge maintained at 4 C. The bottles were spun at 3,000 rpm for 30 minutes. They were then removed from the centrifuge and the free water was decanted off into 500 ml amber glass bottles.
3. There were no noted anomalies in the samples or methods on this project.

Approved by: Hartl Beem Date: 7/26/05
Title: Geotechnical Division Manager

4611 South 134th Place, Suite 100 • Tukwila WA 98168 • **206-695-6200** • **206-695-6201** fax

SEMIVOLATILES

ANALYTICAL RESOURCES INCORPORATED

ORGANICS ANALYSIS DATA SHEET
PSDDA Semivolatiles by SW8270D GC/MS
Page 1 of 1

Sample ID: ANRISED-WP01
SAMPLE

Lab Sample ID: IH97A
LIMS ID: 05-12285
Matrix: Sediment
Data Release Authorized:
Reported: 08/04/05

QC Report No: IH97-Anchor Environmental
Project: KC ANACORTES FORMER SCOTT MILL
00010501 T2
Date Sampled: 07/21/05
Date Received: 07/22/05

Date Extracted: 07/28/05
Date Analyzed: 08/04/05 00:24
Instrument/Analyst: NT4/LJR
GPC Cleanup: Yes

Sample Amount: 50.3 g-dry-wt
Final Extract Volume: 1.0 mL
Dilution Factor: 1.00
Percent Moisture: 36.5%
pH: 6.6

CAS Number	Analyte	RL	Result
106-44-5	4-Methylphenol	20	< 20 U
117-81-7	**bis(2-Ethylhexyl)phthalate**	**20**	**420**

Reported in µg/kg (ppb)

Semivolatile Surrogate Recovery

d5-Nitrobenzene	56.8%	2-Fluorobiphenyl	58.0%
d14-p-Terphenyl	57.2%	d4-1,2-Dichlorobenzene	53.2%
d5-Phenol	59.2%	2-Fluorophenol	60.3%
2,4,6-Tribromophenol	68.8%	d4-2-Chlorophenol	60.8%

ANALYTICAL RESOURCES INCORPORATED

ORGANICS ANALYSIS DATA SHEET
PSDDA Semivolatiles by SW8270D GC/MS **Sample ID: ANRISED-WP02**
Page 1 of 1 **SAMPLE**

Lab Sample ID: IH97B
LIMS ID: 05-12286
Matrix: Sediment
Data Release Authorized:
Reported: 08/04/05

QC Report No: IH97-Anchor Environmental
Project: KC ANACORTES FORMER SCOTT MILL 00010501 T2
Date Sampled: 07/21/05
Date Received: 07/22/05

Date Extracted: 07/28/05
Date Analyzed: 08/04/05 00:58
Instrument/Analyst: NT4/LJR
GPC Cleanup: Yes

Sample Amount: 50.6 g-dry-wt
Final Extract Volume: 1.0 mL
Dilution Factor: 1.00
Percent Moisture: 34.4%
pH: 7.3

CAS Number	Analyte	RL	Result
106-44-5	4-Methylphenol	20	< 20 U
117-81-7	bis(2-Ethylhexyl)phthalate	20	< 20 U

Reported in µg/kg (ppb)

Semivolatile Surrogate Recovery

d5-Nitrobenzene	54.4%	2-Fluorobiphenyl	53.6%
d14-p-Terphenyl	54.0%	d4-1,2-Dichlorobenzene	50.4%
d5-Phenol	57.3%	2-Fluorophenol	60.5%
2,4,6-Tribromophenol	65.1%	d4-2-Chlorophenol	58.9%

ANALYTICAL RESOURCES INCORPORATED

ORGANICS ANALYSIS DATA SHEET
PSDDA Semivolatiles by SW8270D GC/MS
Page 1 of 1

Sample ID: SQ-1 072805
STANDARD REFERENCE

Lab Sample ID: SRM-072805
LIMS ID: 05-12286
Matrix: Sediment
Data Release Authorized:
Reported: 08/04/05

QC Report No: IH97-Anchor Environmental
Project: KC ANACORTES FORMER SCOTT MILL 00010501 T2
Date Sampled: NA
Date Received: NA

Date Extracted: 07/28/05
Date Analyzed: 08/03/05 00:47
Instrument/Analyst: NT4/LJR
GPC Cleanup: Yes

Sample Amount: 35.9 g-dry-wt
Final Extract Volume: 1.0 mL
Dilution Factor: 1.00
Percent Moisture: 40.2%
pH: NA

CAS Number	Analyte	RL	Result
106-44-5	**4-Methylphenol**	**28**	**68**
117-81-7	**bis(2-Ethylhexyl)phthalate**	**28**	**34**

Reported in µg/kg (ppb)

Semivolatile Surrogate Recovery

d5-Nitrobenzene	58.8%	2-Fluorobiphenyl	58.8%
d14-p-Terphenyl	55.2%	d4-1,2-Dichlorobenzene	52.4%
d5-Phenol	58.4%	2-Fluorophenol	58.1%
2,4,6-Tribromophenol	61.1%	d4-2-Chlorophenol	59.7%

ANALYTICAL RESOURCES INCORPORATED

SW8270 SURROGATE RECOVERY SUMMARY

Matrix: Sediment

QC Report No: IH97-Anchor Environmental
Project: KC ANACORTES FORMER SCOTT MILL
00010501 T2

Client ID	NBZ	FBP	TPH	DCB	PHL	2FP	TBP	2CP	TOT OUT
ANRISED-WP01	56.8%	58.0%	57.2%	53.2%	59.2%	60.3%	68.8%	60.8%	0
MB-072805	58.8%	60.8%	68.0%	59.2%	59.2%	58.9%	62.9%	60.0%	0
LCS-072805	63.6%	64.8%	74.0%	63.2%	68.8%	68.8%	66.4%	66.1%	0
SRM-SQ-1	58.8%	58.8%	55.2%	52.4%	58.4%	58.1%	61.1%	59.7%	0
ANRISED-WP02	54.4%	53.6%	54.0%	50.4%	57.3%	60.5%	65.1%	58.9%	0
ANRISED-WP02 MS	60.8%	59.6%	61.2%	56.8%	68.0%	64.8%	74.4%	64.0%	0
ANRISED-WP02 MSD	58.4%	56.4%	57.2%	54.0%	66.9%	63.7%	68.8%	62.1%	0

	LCS/MB LIMITS	QC LIMITS
(NBZ) = d5-Nitrobenzene	(39-93)	(28-103)
(FBP) = 2-Fluorobiphenyl	(40-95)	(33-104)
(TPH) = d14-p-Terphenyl	(46-116)	(31-120)
(DCB) = d4-1,2-Dichlorobenzene	(41-86)	(30-84)
(PHL) = d5-Phenol	(45-91)	(29-109)
(2FP) = 2-Fluorophenol	(36-100)	(24-112)
(TBP) = 2,4,6-Tribromophenol	(34-110)	(27-134)
(2CP) = d4-2-Chlorophenol	(46-89)	(34-101)

Prep Method: SW3550B
Log Number Range: 05-12285 to 05-13134

ANALYTICAL RESOURCES INCORPORATED

ORGANICS ANALYSIS DATA SHEET
PSDDA Semivolatiles by SW8270D GC/MS **Sample ID: ANRISED-WP02**
Page 1 of 1 **MS/MSD**

Lab Sample ID: IH97B
LIMS ID: 05-13134
Matrix: Sediment
Data Release Authorized:
Reported: 08/04/05

QC Report No: IH97-
Project: KC ANACORTES FORMER SCOTT MILL 00010501 T2
Date Sampled: 07/21/05
Date Received: 07/22/05

Date Extracted MS/MSD: 07/28/05

Sample Amount MS: 50.6 g-dry-wt
MSD: 50.6 g-dry-wt

Date Analyzed MS: 08/04/05 01:31
MSD: 08/04/05 02:04

Final Extract Volume MS: 1.0 mL
MSD: 1.0 mL

Instrument/Analyst MS: NT4/LJR
MSD: NT4/LJR

Dilution Factor MS: 1.00
MSD: 1.00

GPC Cleanup: YES

Percent Moisture: 34.4%
pH: 7.3

Analyte	Sample	MS	Spike Added-MS	MS Recovery	MSD	Spike Added-MSD	MSD Recovery	RPD
Phenol	< 19.8	506	741	68.3%	503	741	67.9%	0.6%
2-Chlorophenol	< 19.8	492	741	66.4%	494	741	66.7%	0.4%
1,4-Dichlorobenzene	< 19.8	293	494	59.3%	291	494	58.9%	0.7%
N-Nitroso-Di-N-Propylamine	< 98.8	267	494	54.0%	263	494	53.2%	1.5%
1,2,4-Trichlorobenzene	< 19.8	313	494	63.4%	305	494	61.7%	2.6%
4-Chloro-3-methylphenol	< 98.8	558	741	75.3%	538	741	72.6%	3.6%
Acenaphthene	< 19.8	317	494	64.2%	316	494	64.0%	0.3%
4-Nitrophenol	< 98.8	578	741	78.0%	610	741	82.3%	5.4%
2,4-Dinitrotoluene	< 98.8	352	494	71.3%	342	494	69.2%	2.9%
Pentachlorophenol	< 98.8	491	741	66.3%	502	741	67.7%	2.2%
Pyrene	21.1	313	494	59.1%	415	494	79.7%	28.0%

Results reported in µg/kg
RPD calculated using sample concentrations per SW846.

ANALYTICAL RESOURCES INCORPORATED

ORGANICS ANALYSIS DATA SHEET
PSDDA Semivolatiles by SW8270D GC/MS **Sample ID: ANRISED-WP02**
Page 1 of 1 **MATRIX SPIKE**

Lab Sample ID: IH97B
LIMS ID: 05-13134
Matrix: Sediment
Data Release Authorized:
Reported: 08/04/05

QC Report No: IH97-Anchor Environmental
Project: KC ANACORTES FORMER SCOTT MILL 00010501 T2
Date Sampled: 07/21/05
Date Received: 07/22/05

Date Extracted: 07/28/05
Date Analyzed: 08/04/05 01:31
Instrument/Analyst: NT4/LJR
GPC Cleanup: Yes

Sample Amount: 50.6 g-dry-wt
Final Extract Volume: 1.0 mL
Dilution Factor: 1.00
Percent Moisture: 34.4%
pH: 7.3

CAS Number	Analyte	RL	Result
108-95-2	Phenol	20	---
95-57-8	2-Chlorophenol	20	---
106-46-7	1,4-Dichlorobenzene	20	---
621-64-7	N-Nitroso-Di-N-Propylamine	99	---
120-82-1	1,2,4-Trichlorobenzene	20	---
59-50-7	4-Chloro-3-methylphenol	99	---
83-32-9	Acenaphthene	20	---
100-02-7	4-Nitrophenol	99	---
121-14-2	2,4-Dinitrotoluene	99	---
87-86-5	Pentachlorophenol	99	---
129-00-0	Pyrene	20	---

Reported in µg/kg (ppb)

Semivolatile Surrogate Recovery

d5-Nitrobenzene	60.8%	2-Fluorobiphenyl	59.6%
d14-p-Terphenyl	61.2%	d4-1,2-Dichlorobenzene	56.8%
d5-Phenol	68.0%	2-Fluorophenol	64.8%
2,4,6-Tribromophenol	74.4%	d4-2-Chlorophenol	64.0%

ANALYTICAL RESOURCES INCORPORATED

ORGANICS ANALYSIS DATA SHEET
PSDDA Semivolatiles by SW8270D GC/MS
Page 1 of 1

Sample ID: ANRISED-WP02
MATRIX SPIKE DUPLICATE

Lab Sample ID: IH97B
LIMS ID: 05-13134
Matrix: Sediment
Data Release Authorized:
Reported: 08/04/05

QC Report No: IH97-Anchor Environmental
Project: KC ANACORTES FORMER SCOTT MILL 00010501 T2
Date Sampled: 07/21/05
Date Received: 07/22/05

Date Extracted: 07/28/05
Date Analyzed: 08/04/05 02:04
Instrument/Analyst: NT4/LJR
GPC Cleanup: Yes

Sample Amount: 50.6 g-dry-wt
Final Extract Volume: 1.0 mL
Dilution Factor: 1.00
Percent Moisture: 34.4%
pH: 7.3

CAS Number	Analyte	RL	Result
108-95-2	Phenol	20	---
95-57-8	2-Chlorophenol	20	---
106-46-7	1,4-Dichlorobenzene	20	---
621-64-7	N-Nitroso-Di-N-Propylamine	99	---
120-82-1	1,2,4-Trichlorobenzene	20	---
59-50-7	4-Chloro-3-methylphenol	99	---
83-32-9	Acenaphthene	20	---
100-02-7	4-Nitrophenol	99	---
121-14-2	2,4-Dinitrotoluene	99	---
87-86-5	Pentachlorophenol	99	---
129-00-0	Pyrene	20	---

Reported in µg/kg (ppb)

Semivolatile Surrogate Recovery

d5-Nitrobenzene	58.4%	2-Fluorobiphenyl	56.4%
d14-p-Terphenyl	57.2%	d4-1,2-Dichlorobenzene	54.0%
d5-Phenol	66.9%	2-Fluorophenol	63.7%
2,4,6-Tribromophenol	68.8%	d4-2-Chlorophenol	62.1%

ANALYTICAL RESOURCES INCORPORATED

ORGANICS ANALYSIS DATA SHEET
PSDDA Semivolatiles by SW8270D GC/MS
Page 1 of 1

Sample ID: LCS-072805
LAB CONTROL

Lab Sample ID: LCS-072805
LIMS ID: 05-12286
Matrix: Sediment
Data Release Authorized:
Reported: 08/04/05

QC Report No: IH97-Anchor Environmental
Project: KC ANACORTES FORMER SCOTT MILL
00010501 T2
Date Sampled: 07/21/05
Date Received: 07/22/05

Date Extracted: 07/28/05
Date Analyzed: 08/02/05 23:41
Instrument/Analyst: NT4/LJR
GPC Cleanup: YES

Sample Amount: 50.0 g
Final Extract Volume: 1.0 mL
Dilution Factor: 1.00
Percent Moisture: NA
pH: NA

Analyte	Lab Control	Spike Added	Recovery
Phenol	505	750	67.3%
2-Chlorophenol	507	750	67.6%
1,4-Dichlorobenzene	311	500	62.2%
N-Nitroso-Di-N-Propylamine	265	500	53.0%
1,2,4-Trichlorobenzene	333	500	66.6%
4-Chloro-3-methylphenol	506	750	67.5%
Acenaphthene	325	500	65.0%
4-Nitrophenol	539	750	71.9%
2,4-Dinitrotoluene	326	500	65.2%
Pentachlorophenol	564	750	75.2%
Pyrene	350	500	70.0%

Semivolatile Surrogate Recovery

d5-Nitrobenzene	63.6%
2-Fluorobiphenyl	64.8%
d14-p-Terphenyl	74.0%
d4-1,2-Dichlorobenzene	63.2%
d5-Phenol	68.8%
2-Fluorophenol	68.8%
2,4,6-Tribromophenol	66.4%
d4-2-Chlorophenol	66.1%

Results reported in µg/kg

4B

SEMIVOLATILE METHOD BLANK SUMMARY

BLANK NO.

IH97MBS1

Lab Name: ANALYTICAL RESOURCES, INC Client: ANCHOR

ARI Job No: IH97 Project: KC ANACORTES FORMER

Lab File ID: IH97MB Date Extracted: 07/28/05

Instrument ID: NT4 Date Analyzed: 08/02/05

Matrix: SOLID Time Analyzed: 2308

THIS METHOD BLANK APPLIES TO THE FOLLOWING SAMPLES, MS and MSD:

	CLIENT SAMPLE NO.	LAB SAMPLE ID	LAB FILE ID	DATE ANALYZED
01	IH97LCSS1	IH97LCSS1	IH97SB	08/02/05
02	SQ-1	IH97SRM	IH97SRM	08/03/05
03	ANRISED-WP01	IH97A	IH97A2	08/04/05
04	ANRISED-WP02	IH97B	IH97B2	08/04/05
05	ANRISED-WP02 MS	IH97BMS	IH97BMS2	08/04/05
06	ANRISED-WP02 MSD	IH97BMSD	IH97BMD2	08/04/05
07				
08				
09				
10				
11				
12				
13				
14				
15				
16				
17				
18				
19				
20				
21				
22				
23				
24				
25				
26				
27				
28				
29				
30				

COMMENTS:

FORM IV SV

ANALYTICAL RESOURCES INCORPORATED

ORGANICS ANALYSIS DATA SHEET
PSDDA Semivolatiles by SW8270D GC/MS

Sample ID: MB-072805
METHOD BLANK

Lab Sample ID: MB-072805
LIMS ID: 05-12286
Matrix: Sediment
Data Release Authorized:
Reported: 08/04/05

QC Report No: IH97-Anchor Environmental
Project: KC ANACORTES FORMER SCOTT MILL 00010501 T2
Date Sampled: NA
Date Received: NA

Date Extracted: 07/28/05
Date Analyzed: 08/02/05 23:08
Instrument/Analyst: NT4/LJR
GPC Cleanup: Yes

Sample Amount: 50.0 g
Final Extract Volume: 1.0 mL
Dilution Factor: 1.00
Percent Moisture: NA
pH: NA

CAS Number	Analyte	RL	Result
106-44-5	4-Methylphenol	20	< 20 U
117-81-7	bis(2-Ethylhexyl)phthalate	20	< 20 U

Reported in µg/kg (ppb)

Semivolatile Surrogate Recovery

d5-Nitrobenzene	58.8%	2-Fluorobiphenyl	60.8%
d14-p-Terphenyl	68.0%	d4-1,2-Dichlorobenzene	59.2%
d5-Phenol	59.2%	2-Fluorophenol	58.9%
2,4,6-Tribromophenol	62.9%	d4-2-Chlorophenol	60.0%

METALS

ANALYTICAL RESOURCES INCORPORATED

INORGANICS ANALYSIS DATA SHEET
TOTAL METALS

Sample ID: ANRISED-WP01
SAMPLE

Lab Sample ID: IH97A
LIMS ID: 05-12285
Matrix: Sediment
Data Release Authorized:
Reported: 08/09/05

QC Report No: IH97-Anchor Environmental
Project: KC ANACORTES FORMER SCOTT MILL
00010501 T2
Date Sampled: 07/21/05
Date Received: 07/22/05

Percent Total Solids: 69.1%

Prep Meth	Prep Date	Analysis Method	Analysis Date	CAS Number	Analyte	RL	mg/kg-dry	Q
3050B	08/02/05	6010B	08/05/05	7440-36-0	Antimony	7	7	U
3050B	08/02/05	6010B	08/05/05	7440-38-2	Arsenic	7	7	U
3050B	08/02/05	6010B	08/05/05	7440-43-9	Cadmium	0.3	0.3	U
3050B	08/02/05	6010B	08/05/05	**7440-50-8**	**Copper**	0.3	**68.0**	
3050B	08/02/05	6010B	08/05/05	**7439-92-1**	**Lead**	3	**53**	
CLP	07/26/05	7471A	07/29/05	**7439-97-6**	**Mercury**	0.07	**0.22**	
3050B	08/02/05	6010B	08/05/05	**7440-02-0**	**Nickel**	1	**21**	
3050B	08/02/05	6010B	08/05/05	7440-22-4	Silver	0.4	0.4	U
3050B	08/02/05	6010B	08/05/05	**7440-66-6**	**Zinc**	0.8	**51.5**	

U-Analyte undetected at given RL
RL-Reporting Limit

ANALYTICAL RESOURCES INCORPORATED

INORGANICS ANALYSIS DATA SHEET
TOTAL METALS

Sample ID: ANRISED-WP02
SAMPLE

Lab Sample ID: IH97B
LIMS ID: 05-12286
Matrix: Sediment
Data Release Authorized:
Reported: 08/09/05

QC Report No: IH97-Anchor Environmental
Project: KC ANACORTES FORMER SCOTT MILL
00010501 T2
Date Sampled: 07/21/05
Date Received: 07/22/05

Percent Total Solids: 61.7%

Prep Meth	Prep Date	Analysis Method	Analysis Date	CAS Number	Analyte	RL	mg/kg-dry	Q
3050B	07/26/05	6010B	08/01/05	7440-36-0	Antimony	8	8	U
3050B	07/26/05	6010B	08/01/05	**7440-38-2**	**Arsenic**	8	**9**	
3050B	07/26/05	6010B	08/01/05	**7440-43-9**	**Cadmium**	0.3	**0.4**	
3050B	07/26/05	6010B	08/01/05	**7440-50-8**	**Copper**	0.3	**153**	
3050B	07/26/05	6010B	08/01/05	**7439-92-1**	**Lead**	3	**252**	
CLP	07/26/05	7471A	07/29/05	7439-97-6	Mercury	0.07	0.07	U
3050B	07/26/05	6010B	08/01/05	**7440-02-0**	**Nickel**	2	**21**	
3050B	07/26/05	6010B	08/01/05	7440-22-4	Silver	0.5	0.5	U
3050B	07/26/05	6010B	08/01/05	**7440-66-6**	**Zinc**	0.9	**86.6**	

U-Analyte undetected at given RL
RL-Reporting Limit

ANALYTICAL RESOURCES INCORPORATED

INORGANICS ANALYSIS DATA SHEET
TOTAL METALS

Sample ID: ANRISED-WP01
DUPLICATE

Lab Sample ID: IH97A
LIMS ID: 05-12285
Matrix: Sediment
Data Release Authorized:
Reported: 08/09/05

QC Report No: IH97-Anchor Environmental
Project: KC ANACORTES FORMER SCOTT MILL
00010501 T2
Date Sampled: 07/21/05
Date Received: 07/22/05

MATRIX DUPLICATE QUALITY CONTROL REPORT

Analyte	Analysis Method	Sample	Duplicate	RPD	Control Limit	Q
Antimony	6010B	7 U	7 U	0.0%	+/- 7	L
Arsenic	6010B	7 U	7 U	0.0%	+/- 7	L
Cadmium	6010B	0.3 U	0.3 U	0.0%	+/- 0.3	L
Copper	6010B	68.0	85.8	23.1%	+/- 20%	*
Lead	6010B	53	57	7.3%	+/- 20%	
Mercury	7471A	0.22	0.30	30.8%	+/- 0.07	L*
Nickel	6010B	21	25	17.4%	+/- 20%	
Silver	6010B	0.4 U	0.4 U	0.0%	+/- 0.4	L
Zinc	6010B	51.5	55.5	7.5%	+/- 20%	

Reported in mg/kg-dry

*-Control Limit Not Met
L-RPD Invalid, Limit = Detection Limit

ANALYTICAL RESOURCES INCORPORATED

INORGANICS ANALYSIS DATA SHEET
TOTAL METALS
Page 1 of 1

Sample ID: ANRISED-WP01
MATRIX SPIKE

Lab Sample ID: IH97A
LIMS ID: 05-12285
Matrix: Sediment
Data Release Authorized:
Reported: 08/09/05

QC Report No: IH97-Anchor Environmental
Project: KC ANACORTES FORMER SCOTT MILL
00010501 T2
Date Sampled: 07/21/05
Date Received: 07/22/05

MATRIX SPIKE QUALITY CONTROL REPORT

Analyte	Analysis Method	Sample	Spike	Spike Added	% Recovery	Q
Antimony	6010B	7 U	72	277	26.0%	N
Arsenic	6010B	7 U	278	277	100%	
Cadmium	6010B	0.3 U	63.4	69.2	91.6%	
Copper	6010B	68.0	141	69.2	105%	
Lead	6010B	53	295	277	87.4%	
Mercury	7471A	0.22	0.94	0.693	104%	
Nickel	6010B	21	83	69.2	89.6%	
Silver	6010B	0.4 U	62.2	69.2	89.9%	
Zinc	6010B	51.5	123	69.2	103%	

Reported in mg/kg-dry

N-Control Limit Not Met
H-% Recovery Not Applicable, Sample Concentration Too High
NA-Not Applicable, Analyte Not Spiked

Percent Recovery Limits: 75-125%

ANALYTICAL RESOURCES INCORPORATED

INORGANICS ANALYSIS DATA SHEET
TOTAL METALS
Page 1 of 1

Sample ID: STD REFERENCE
ERA D044540

Lab Sample ID: IH97SRM
LIMS ID: 05-12286
Matrix: Sediment
Data Release Authorized:
Reported: 08/09/05

QC Report No: IH97-Anchor Environmental
Project: KC ANACORTES FORMER SCOTT MILL
00010501 T2
Date Sampled: NA
Date Received: NA

Analyte	Analysis Method	Analysis Date	mg/kg-dry	Certified Value	Advisory Range
Antimony	6010B	08/01/05	38	79	5-162
Arsenic	6010B	08/01/05	102	96	76-115
Cadmium	6010B	08/01/05	58.1	54.6	44.5-64.7
Copper	6010B	08/01/05	91.9	83.8	69.0-98.6
Lead	6010B	08/01/05	121	121	98-145
Mercury	7471A	07/29/05	4.90	5.82	3.96-7.68
Nickel	6010B	08/01/05	56.9	54.5	44.4-64.6
Silver	6010B	08/01/05	112	106	64.9-147
Zinc	6010B	08/01/05	256	243	193-293

*Lower advisory range for antimony is the calculated detection limit.

ANALYTICAL RESOURCES INCORPORATED

INORGANICS ANALYSIS DATA SHEET
TOTAL METALS

Sample ID: STD REFERENCE ERA D044540

Lab Sample ID: IH97SRM
LIMS ID: 05-12285
Matrix: Sediment
Data Release Authorized:
Reported: 08/09/05

QC Report No: IH97-Anchor Environmental
Project: KC ANACORTES FORMER SCOTT MILL 00010501 T2
Date Sampled: NA
Date Received: NA

Analyte	Analysis Method	Analysis Date	mg/kg-dry	Certified Value	Advisory Range
Antimony	6010B	08/05/05	36	79	5-162
Arsenic	6010B	08/05/05	99	96	76-115
Cadmium	6010B	08/05/05	53.6	54.6	44.5-64.7
Copper	6010B	08/05/05	83.3	83.8	69.0-98.6
Lead	6010B	08/05/05	117	121	98-145
Nickel	6010B	08/05/05	49	54	44-65
Silver	6010B	08/05/05	106	106	64.9-147
Zinc	6010B	08/05/05	211	243	193-293

*Lower advisory range for antimony is the calculated detection limit.

ANALYTICAL RESOURCES INCORPORATED

INORGANICS ANALYSIS DATA SHEET
TOTAL METALS
Page 1 of 1

Sample ID: METHOD BLANK

Lab Sample ID: IH97MB
LIMS ID: 05-12286
Matrix: Sediment
Data Release Authorized:
Reported: 08/09/05

QC Report No: IH97-Anchor Environmental
Project: KC ANACORTES FORMER SCOTT MILL
00010501 T2
Date Sampled: NA
Date Received: NA

Percent Total Solids: NA

Prep Meth	Prep Date	Analysis Method	Analysis Date	CAS Number	Analyte	RL	mg/kg-dry	Q
3050B	07/26/05	6010B	08/01/05	7440-36-0	Antimony	5	5	U
3050B	07/26/05	6010B	08/01/05	7440-38-2	Arsenic	5	5	U
3050B	07/26/05	6010B	08/01/05	7440-43-9	Cadmium	0.2	0.2	U
3050B	07/26/05	6010B	08/01/05	7440-50-8	Copper	0.2	0.2	U
3050B	07/26/05	6010B	08/01/05	7439-92-1	Lead	2	2	U
CLP	07/26/05	7471A	07/29/05	7439-97-6	Mercury	0.05	0.05	U
3050B	07/26/05	6010B	08/01/05	7440-02-0	Nickel	1	1	U
3050B	07/26/05	6010B	08/01/05	7440-22-4	Silver	0.3	0.3	U
3050B	07/26/05	6010B	08/01/05	7440-66-6	Zinc	0.6	0.6	U

U-Analyte undetected at given RL
RL-Reporting Limit

ANALYTICAL RESOURCES INCORPORATED

INORGANICS ANALYSIS DATA SHEET
TOTAL METALS
Page 1 of 1

Sample ID: METHOD BLANK

Lab Sample ID: IH97MB
LIMS ID: 05-12285
Matrix: Sediment
Data Release Authorized:
Reported: 08/09/05

QC Report No: IH97-Anchor Environmental
Project: KC ANACORTES FORMER SCOTT MILL 00010501 T2
Date Sampled: NA
Date Received: NA

Percent Total Solids: NA

Prep Meth	Prep Date	Analysis Method	Analysis Date	CAS Number	Analyte	RL	mg/kg-dry	Q
3050B	08/02/05	6010B	08/05/05	7440-36-0	Antimony	5	5	U
3050B	08/02/05	6010B	08/05/05	7440-38-2	Arsenic	5	5	U
3050B	08/02/05	6010B	08/05/05	7440-43-9	Cadmium	0.2	0.2	U
3050B	08/02/05	6010B	08/05/05	7440-50-8	Copper	0.2	0.2	U
3050B	08/02/05	6010B	08/05/05	7439-92-1	Lead	2	2	U
3050B	08/02/05	6010B	08/05/05	7440-02-0	Nickel	1	1	U
3050B	08/02/05	6010B	08/05/05	7440-22-4	Silver	0.3	0.3	U
3050B	08/02/05	6010B	08/05/05	7440-66-6	Zinc	0.6	0.6	U

U-Analyte undetected at given RL
RL-Reporting Limit

GENERAL CHEMISTRY

SAMPLE RESULTS-CONVENTIONALS
IH97-Anchor Environmental

ANALYTICAL RESOURCES INCORPORATED

Matrix: Sediment
Data Release Authorized:
Reported: 08/01/05

Project: KC ANACORTES FORMER SCOTT MI
Event: 00010501 T2
Date Sampled: 07/21/05
Date Received: 07/22/05

Client ID: ANRISED-WP01
ARI ID: 05-12285 IH97A

Analyte	Date	Method	Units	RL	Sample
Total Solids	07/26/05 072605#1	EPA 160.3	Percent	0.01	69.40
Total Organic Carbon	07/28/05 072805#1	Plumb,1981	Percent	0.020	5.13

RL Analytical reporting limit
U Undetected at reported detection limit

SAMPLE RESULTS-CONVENTIONALS
IH97-Anchor Environmental

ANALYTICAL RESOURCES INCORPORATED

Matrix: Sediment
Data Release Authorized:
Reported: 08/01/05

Project: KC ANACORTES FORMER SCOTT MI
Event: 00010501 T2
Date Sampled: 07/21/05
Date Received: 07/22/05

Client ID: ANRISED-WP02
ARI ID: 05-12286 IH97B

Analyte	Date	Method	Units	RL	Sample
Total Solids	07/26/05 072605#1	EPA 160.3	Percent	0.01	60.70
Total Organic Carbon	07/29/05 072905#1	Plumb,1981	Percent	0.020	4.20

RL Analytical reporting limit
U Undetected at reported detection limit

METHOD BLANK RESULTS-CONVENTIONALS
IH97-Anchor Environmental

ANALYTICAL RESOURCES INCORPORATED

Matrix: Sediment
Data Release Authorized: MC
Reported: 08/01/05

Project: KC ANACORTES FORMER SCOTT MI
Event: 00010501 T2
Date Sampled: NA
Date Received: NA

Analyte	Date	Units	Blank
Total Solids	07/26/05	Percent	< 0.01 U
Total Organic Carbon	07/28/05	Percent	< 0.020 U
	07/29/05		< 0.020 U

LAB CONTROL RESULTS-CONVENTIONALS
IH97-Anchor Environmental

ANALYTICAL RESOURCES INCORPORATED

Matrix: Sediment
Data Release Authorized:
Reported: 08/01/05

Project: KC ANACORTES FORMER SCOTT MI
Event: 00010501 T2
Date Sampled: NA
Date Received: NA

Analyte	Date	Units	LCS	Spike Added	Recovery
Total Organic Carbon	07/28/05	Percent	0.533	0.500	106.6%
	07/29/05		0.543	0.500	108.6%

STANDARD REFERENCE RESULTS-CONVENTIONALS
IH97-Anchor Environmental

ANALYTICAL RESOURCES INCORPORATED

Matrix: Sediment
Data Release Authorized:
Reported: 08/01/05

Project: KC ANACORTES FORMER SCOTT MI
Event: 00010501 T2
Date Sampled: NA
Date Received: NA

Analyte/SRM ID	Date	Units	SRM	True Value	Recovery
Total Organic Carbon	07/28/05	Percent	3.36	3.35	100.3%
NIST #8704	07/29/05		3.40	3.35	101.5%

REPLICATE RESULTS-CONVENTIONALS
IH97-Anchor Environmental

ANALYTICAL RESOURCES INCORPORATED

Matrix: Sediment
Data Release Authorized: BK
Reported: 08/01/05

Project: KC ANACORTES FORMER SCOTT MI
Event: 00010501 T2
Date Sampled: 07/21/05
Date Received: 07/22/05

Analyte	Date	Units	Sample	Replicate(s)	RPD/RSD
ARI ID: IH97A Client ID: ANRISED-WP01					
Total Solids	07/26/05	Percent	69.40	70.40 71.40	1.4%
Total Organic Carbon	07/28/05	Percent	5.13	5.55 4.68	8.5%

MS/MSD RESULTS-CONVENTIONALS
IH97-Anchor Environmental

ANALYTICAL RESOURCES INCORPORATED

Matrix: Sediment
Data Release Authorized:
Reported: 08/01/05

Project: KC ANACORTES FORMER SCOTT MI
Event: 00010501 T2
Date Sampled: 07/21/05
Date Received: 07/22/05

Analyte	Date	Units	Sample	Spike	Spike Added	Recovery
ARI ID: IH97A Client ID: ANRISED-WP01						
Total Organic Carbon	07/28/05	Percent	5.13	10.5	5.39	99.7%

GEOTECH

Analytical Resources, Incorporated
Analytical Chemists and Consultants

Client: Anchor Environmental, Inc.	ARI Project No.: IH97
Client Project No.: KC Anacortes Former Scott Mill	

Case Narrative

1. Two samples were received on July 22, 2005. The samples consisted of 2 gallon buckets. The sediment in the buckets was mostly sand with wood material interspersed throughout.
2. The samples were extracted starting on July 25, 2005. as expected from a sandy sample, the pore water recovery was very low. The sample buckets were opened, and sediment was placed in 1,000 ml polycarbonate centrifuge bottles. The bottles were placed in a centrifuge maintained at 4 C. The bottles were spun at 3,000 rpm for 30 minutes. They were then removed from the centrifuge and the free water was decanted off into 500 ml amber glass bottles.
3. There were no noted anomalies in the samples or methods on this project.

Approved by: Harold Berry Date: 7/26/05
Title: Geotechnical Division Manager

4611 South 134th Place, Suite 100 • Tukwila WA 98168 • **206-695-6200** • **206-695-6201** fax

Laboratory Data Package

prepared
for

ANCHOR ENVIRONMENTAL

KC FORMER SCOTT MILL , 00010501/T2

ARI JOB NO. IH97

prepared
by

Analytical Resources, Inc.

TOTAL SOLIDS

Extractions Total Solids-extts
Data By: Jan Felkins
Created: 7/26/05

Worklist: 121
Analyst: JAF
Comments:

	ARI ID	Tare Wt (g)	Wet Wt (g)	Dry Wt (g)	% Solids	pH
1.	IH97A 05-12285	0.78	10.58	7.00	63.5	6.6
2.	IH97B 05-12286	0.78	11.36	7.72	65.6	7.3

Solids Data Entry Report Checked by: LM Date: 7/27/05
Date: 07/27/05 Data Analyst: DM

Solids Determination performed on 07/26/05 by LM

JOB	SAMPLE	CLIENTID	TAREWEIGHT	SAMPDISH	DRYWEIGHT	SOLIDS
IH97	A	ANRISED-WP01	1.042	10.554	7.611	69.06
IH97	B	ANRISED-WP02	1.048	10.287	6.750	61.72

Semivolatile Organics Analysis
QC Summary Data

prepared
for

ANCHOR ENVIRONMENTAL

KC FORMER SCOTT MILL , 00010501/T2

ARI JOB NO. IH97

prepared
by

Analytical Resources, Inc.

ANALYTICAL RESOURCES INCORPORATED

SW8270 SURROGATE RECOVERY SUMMARY

Matrix: Sediment

QC Report No: IH97-Anchor Environmental
Project: KC ANACORTES FORMER SCOTT MILL
00010501 T2

Client ID	NBZ	FBP	TPH	DCB	PHL	2FP	TBP	2CP	TOT OUT
ANRISED-WP01	56.8%	58.0%	57.2%	53.2%	59.2%	60.3%	68.8%	60.8%	0
MB-072805	58.8%	60.8%	68.0%	59.2%	59.2%	58.9%	62.9%	60.0%	0
LCS-072805	63.6%	64.8%	74.0%	63.2%	68.8%	68.8%	66.4%	66.1%	0
SRM-SQ-1	58.8%	58.8%	55.2%	52.4%	58.4%	58.1%	61.1%	59.7%	0
ANRISED-WP02	54.4%	53.6%	54.0%	50.4%	57.3%	60.5%	65.1%	58.9%	0
ANRISED-WP02 MS	60.8%	59.6%	61.2%	56.8%	68.0%	64.8%	74.4%	64.0%	0
ANRISED-WP02 MSD	58.4%	56.4%	57.2%	54.0%	66.9%	63.7%	68.8%	62.1%	0

	LCS/MB LIMITS	QC LIMITS
(NBZ) = d5-Nitrobenzene	(39-93)	(28-103)
(FBP) = 2-Fluorobiphenyl	(40-95)	(33-104)
(TPH) = d14-p-Terphenyl	(46-116)	(31-120)
(DCB) = d4-1,2-Dichlorobenzene	(41-86)	(30-84)
(PHL) = d5-Phenol	(45-91)	(29-109)
(2FP) = 2-Fluorophenol	(36-100)	(24-112)
(TBP) = 2,4,6-Tribromophenol	(34-110)	(27-134)
(2CP) = d4-2-Chlorophenol	(46-89)	(34-101)

Prep Method: SW3550B
Log Number Range: 05-12285 to 05-13134

ANALYTICAL RESOURCES INCORPORATED

ORGANICS ANALYSIS DATA SHEET
PSDDA Semivolatiles by SW8270D GC/MS **Sample ID: ANRISED-WP02**
Page 1 of 1 **MS/MSD**

Lab Sample ID: IH97B
LIMS ID: 05-13134
Matrix: Sediment
Data Release Authorized:
Reported: 08/04/05

QC Report No: IH97-
Project: KC ANACORTES FORMER SCOTT MILL 00010501 T2
Date Sampled: 07/21/05
Date Received: 07/22/05

Date Extracted MS/MSD: 07/28/05

Date Analyzed MS: 08/04/05 01:31
MSD: 08/04/05 02:04
Instrument/Analyst MS: NT4/LJR
MSD: NT4/LJR
GPC Cleanup: YES

Sample Amount MS: 50.6 g-dry-wt
MSD: 50.6 g-dry-wt
Final Extract Volume MS: 1.0 mL
MSD: 1.0 mL
Dilution Factor MS: 1.00
MSD: 1.00
Percent Moisture: 34.4%
pH: 7.3

Analyte	Sample	MS	Spike Added-MS	MS Recovery	MSD	Spike Added-MSD	MSD Recovery	RPD
Phenol	< 19.8	506	741	68.3%	503	741	67.9%	0.6%
2-Chlorophenol	< 19.8	492	741	66.4%	494	741	66.7%	0.4%
1,4-Dichlorobenzene	< 19.8	293	494	59.3%	291	494	58.9%	0.7%
N-Nitroso-Di-N-Propylamine	< 98.8	267	494	54.0%	263	494	53.2%	1.5%
1,2,4-Trichlorobenzene	< 19.8	313	494	63.4%	305	494	61.7%	2.6%
4-Chloro-3-methylphenol	< 98.8	558	741	75.3%	538	741	72.6%	3.6%
Acenaphthene	< 19.8	317	494	64.2%	316	494	64.0%	0.3%
4-Nitrophenol	< 98.8	578	741	78.0%	610	741	82.3%	5.4%
2,4-Dinitrotoluene	< 98.8	352	494	71.3%	342	494	69.2%	2.9%
Pentachlorophenol	< 98.8	491	741	66.3%	502	741	67.7%	2.2%
Pyrene	21.1	313	494	59.1%	415	494	79.7%	28.0%

Results reported in µg/kg
RPD calculated using sample concentrations per SW846.

ANALYTICAL RESOURCES INCORPORATED

ORGANICS ANALYSIS DATA SHEET
PSDDA Semivolatiles by SW8270D GC/MS **Sample ID: LCS-072805**
Page 1 of 1 **LAB CONTROL**

Lab Sample ID: LCS-072805
LIMS ID: 05-12286
Matrix: Sediment
Data Release Authorized:
Reported: 08/04/05

QC Report No: IH97-Anchor Environmental
Project: KC ANACORTES FORMER SCOTT MILL 00010501 T2
Date Sampled: 07/21/05
Date Received: 07/22/05

Date Extracted: 07/28/05
Date Analyzed: 08/02/05 23:41
Instrument/Analyst: NT4/LJR
GPC Cleanup: YES

Sample Amount: 50.0 g
Final Extract Volume: 1.0 mL
Dilution Factor: 1.00
Percent Moisture: NA
pH: NA

Analyte	Lab Control	Spike Added	Recovery
Phenol	505	750	67.3%
2-Chlorophenol	507	750	67.6%
1,4-Dichlorobenzene	311	500	62.2%
N-Nitroso-Di-N-Propylamine	265	500	53.0%
1,2,4-Trichlorobenzene	333	500	66.6%
4-Chloro-3-methylphenol	506	750	67.5%
Acenaphthene	325	500	65.0%
4-Nitrophenol	539	750	71.9%
2,4-Dinitrotoluene	326	500	65.2%
Pentachlorophenol	564	750	75.2%
Pyrene	350	500	70.0%

Semivolatile Surrogate Recovery	
d5-Nitrobenzene	63.6%
2-Fluorobiphenyl	64.8%
d14-p-Terphenyl	74.0%
d4-1,2-Dichlorobenzene	63.2%
d5-Phenol	68.8%
2-Fluorophenol	68.8%
2,4,6-Tribromophenol	66.4%
d4-2-Chlorophenol	66.1%

Results reported in µg/kg

4B
SEMIVOLATILE METHOD BLANK SUMMARY

BLANK NO.

IH97MBS1

Lab Name: ANALYTICAL RESOURCES, INC
Client: ANCHOR

ARI Job No: IH97
Project: KC ANACORTES FORMER

Lab File ID: IH97MB
Date Extracted: 07/28/05

Instrument ID: NT4
Date Analyzed: 08/02/05

Matrix: SOLID
Time Analyzed: 2308

THIS METHOD BLANK APPLIES TO THE FOLLOWING SAMPLES, MS and MSD:

	CLIENT SAMPLE NO.	LAB SAMPLE ID	LAB FILE ID	DATE ANALYZED
01	IH97LCSS1	IH97LCSS1	IH97SB	08/02/05
02	SQ-1	IH97SRM	IH97SRM	08/03/05
03	ANRISED-WP01	IH97A	IH97A2	08/04/05
04	ANRISED-WP02	IH97B	IH97B2	08/04/05
05	ANRISED-WP02 MS	IH97BMS	IH97BMS2	08/04/05
06	ANRISED-WP02 MSD	IH97BMSD	IH97BMD2	08/04/05
07				
08				
09				
10				
11				
12				
13				
14				
15				
16				
17				
18				
19				
20				
21				
22				
23				
24				
25				
26				
27				
28				
29				
30				

COMMENTS:

FORM IV SV

5B

SEMIVOLATILE ORGANIC INSTRUMENT PERFORMANCE CHECK
DECAFLUOROTRIPHENYLPHOSPHINE (DFTPP)

Lab Name: ANALYTICAL RESOURCES, INC Client: ANCHOR

Instrument ID: NT4 Project: KC ANACORTES FORMER

DFTPP Injection Date: 08/02/05 DFTPP Injection Time: 1735

m/e	ION ABUNDANCE CRITERIA	% RELATIVE ABUNDANCE
51	30.0 - 80.0% of mass 198	47.5
68	Less than 2.0% of mass 69	0.0 (0.0)1
69	Mass 69 relative abundance	69.7
70	Less than 2.0% of mass 69	0.0 (0.0)1
127	25.0 - 75.0% of mass 198	56.3
197	Less than 1.0% of mass 198	0.0
198	Base Peak, 100% relative abundance	100.0
199	5.0 to 9.0% of mass 198	7.3
275	10.0 - 30.0% of mass 198	22.7
365	Greater than 0.75% of mass 198	2.59
441	Present, but less than mass 443	10.1
442	40.0 - 110.0% of mass 198	66.9
443	15.0 - 24.0% of mass 442	11.9 (17.7)2

1-Value is % mass 69 2-Value is % mass 442

THIS CHECK APPLIES TO THE FOLLOWING SAMPLES, MS, MSD, BLANKS, AND STANDARDS:

	CLIENT SAMPLE NO.	LAB SAMPLE ID	LAB FILE ID	DATE ANALYZED	TIME ANALYZED
01	ABN 25	ABN 25	0250802	08/02/05	1735
02	ABN 80	ABN 80	0800802	08/02/05	1809
03	ABN 1	ABN 1	0010802	08/02/05	1842
04	ABN 40	ABN 40	0400802	08/02/05	1915
05	ABN 5	ABN 5	0050802	08/02/05	1948
06	ABN 10	ABN 10	0100802	08/02/05	2022
07					
08					
09					
10					
11					
12					
13					
14					
15					
16					
17					
18					
19					
20					
21					
22					

FORM V SV

5B

SEMIVOLATILE ORGANIC INSTRUMENT PERFORMANCE CHECK
DECAFLUOROTRIPHENYLPHOSPHINE (DFTPP)

Lab Name: ANALYTICAL RESOURCES, INC Client: ANCHOR

Instrument ID: NT4 Project: KC ANACORTES FORMER

DFTPP Injection Date: 08/02/05 DFTPP Injection Time: 2128

m/e	ION ABUNDANCE CRITERIA	% RELATIVE ABUNDANCE
51	30.0 - 80.0% of mass 198	48.2
68	Less than 2.0% of mass 69	0.0 (0.0)1
69	Mass 69 relative abundance	71.1
70	Less than 2.0% of mass 69	0.0 (0.0)1
127	25.0 - 75.0% of mass 198	58.7
197	Less than 1.0% of mass 198	0.0
198	Base Peak, 100% relative abundance	100.0
199	5.0 to 9.0% of mass 198	6.8
275	10.0 - 30.0% of mass 198	22.8
365	Greater than 0.75% of mass 198	2.65
441	Present, but less than mass 443	10.4
442	40.0 - 110.0% of mass 198	65.9
443	15.0 - 24.0% of mass 442	11.6 (17.6)2

1-Value is % mass 69 2-Value is % mass 442

THIS CHECK APPLIES TO THE FOLLOWING SAMPLES, MS, MSD, BLANKS, AND STANDARDS:

	CLIENT SAMPLE NO.	LAB SAMPLE ID	LAB FILE ID	DATE ANALYZED	TIME ANALYZED
01	ABN CCAL	ABN 25	CC0802	08/02/05	2128
02	IH97MBS1	IH97MBS1	IH97MB	08/02/05	2308
03	IH97LCSS1	IH97LCSS1	IH97SB	08/02/05	2341
04	SQ-1	IH97SRM	IH97SRM	08/03/05	0047
05					
06					
07					
08					
09					
10					
11					
12					
13					
14					
15					
16					
17					
18					
19					
20					
21					
22					

FORM V SV

5B

SEMIVOLATILE ORGANIC INSTRUMENT PERFORMANCE CHECK
DECAFLUOROTRIPHENYLPHOSPHINE (DFTPP)

Lab Name: ANALYTICAL RESOURCES, INC Client: ANCHOR

Instrument ID: NT4 Project: KC ANACORTES FORMER

DFTPP Injection Date: 08/03/05 DFTPP Injection Time: 1603

m/e	ION ABUNDANCE CRITERIA	% RELATIVE ABUNDANCE
51	30.0 - 80.0% of mass 198	47.1
68	Less than 2.0% of mass 69	0.0 (0.0)1
69	Mass 69 relative abundance	65.8
70	Less than 2.0% of mass 69	0.4 (0.6)1
127	25.0 - 75.0% of mass 198	58.4
197	Less than 1.0% of mass 198	0.0
198	Base Peak, 100% relative abundance	100.0
199	5.0 to 9.0% of mass 198	7.5
275	10.0 - 30.0% of mass 198	23.4
365	Greater than 0.75% of mass 198	3.47
441	Present, but less than mass 443	9.5
442	40.0 - 110.0% of mass 198	68.6
443	15.0 - 24.0% of mass 442	12.7 (18.6)2

1-Value is % mass 69 2-Value is % mass 442

THIS CHECK APPLIES TO THE FOLLOWING SAMPLES, MS, MSD, BLANKS, AND STANDARDS:

	CLIENT SAMPLE NO.	LAB SAMPLE ID	LAB FILE ID	DATE ANALYZED	TIME ANALYZED
01	ABN CCAL	ABN 25	CC0803	08/03/05	1603
02	ANRISED-WP01	IH97A	IH97A2	08/04/05	0024
03	ANRISED-WP02	IH97B	IH97B2	08/04/05	0058
04	ANRISED-WP02 MS	IH97BMS	IH97BMS2	08/04/05	0131
05	ANRISED-WP02 MSD	IH97BMSD	IH97BMD2	08/04/05	0204
06					
07					
08					
09					
10					
11					
12					
13					
14					
15					
16					
17					
18					
19					
20					
21					
22					

FORM V SV

8B
SEMIVOLATILE INTERNAL STANDARD AREA AND RT SUMMARY

Lab Name: ANALYTICAL RESOURCES, INC Client: ANCHOR

ARI Job No: IH97 Project: KC ANACORTES FORMER

Cont. Calib. ID: CC0802 Date Analyzed: 08/02/05

Instrument ID: NT4 Time Analyzed: 2128

		IS1(DCB) AREA	#	RT	#	IS2(NPT) AREA	#	RT	#	IS3(ANT) AREA	#	RT	#
	12 HOUR STD	121607		7.43		430121		9.59		229587		12.43	
	UPPER LIMIT	243214		7.93		860242		10.09		459174		12.93	
	LOWER LIMIT	60804		6.93		215060		9.09		114794		11.93	
	CLIENT SAMP. NO.												
01	IH97MBS1	122114		7.43		461893		9.57		249319		12.42	
02	IH97LCSS1	120371		7.43		449275		9.58		245102		12.42	
03	SQ-1	121121		7.43		448014		9.58		238432		12.43	
04													
05													
06													
07													
08													
09													
10													
11													
12													
13													
14													
15													
16													
17													
18													
19													
20													
21													
22													

IS1 (DCB) = 1,4-Dichlorobenzene-d4
IS2 (NPT) = Naphthalene-d8
IS3 (ANT) = Acenaphthene-d10

AREA UPPER LIMIT = +100% of internal standard area
AREA LOWER LIMIT = - 50% of internal standard area
RT UPPER LIMIT = + 0.50 minutes of internal standard RT
RT LOWER LIMIT = - 0.50 minutes of internal standard RT

Column used to flag internal standard area values with an asterisk.
* Values outside of QC limits.

FORM VIII SV-1

8C
SEMIVOLATILE INTERNAL STANDARD AREA AND RT SUMMARY

Lab Name: ANALYTICAL RESOURCES, INC Client: ANCHOR

ARI Job No: IH97 Project: KC ANACORTES FORMER

Cont. Calib. ID: CC0802 Date Analyzed: 08/02/05

Instrument ID: NT4 Time Analyzed: 2128

		IS4(PHN) AREA #	RT #	IS5(CRY) AREA #	RT #	IS6(PRY) AREA #	RT #
	12 HOUR STD	343054	14.75	260573	18.98	283780	21.10
	UPPER LIMIT	686108	15.25	521146	19.48	567560	21.60
	LOWER LIMIT	171527	14.25	130286	18.48	141890	20.60
	CLIENT SAMP. NO.						
01	IH97MBS1	375065	14.74	272862	18.97	263238	21.09
02	IH97LCSS1	367645	14.74	258771	18.97	265262	21.10
03	SQ-1	353931	14.75	286961	18.98	284670	21.10
04							
05							
06							
07							
08							
09							
10							
11							
12							
13							
14							
15							
16							
17							
18							
19							
20							
21							
22							

IS4 (PHN) = Phenanthrene-d10
IS5 (CRY) = Chrysene-d12
IS6 (PRY) = Perylene-d12

AREA UPPER LIMIT = +100% of internal standard area
AREA LOWER LIMIT = - 50% of internal standard area
RT UPPER LIMIT = + 0.50 minutes of internal standard RT
RT LOWER LIMIT = - 0.50 minutes of internal standard RT

Column used to flag internal standard area values with an asterisk.
* Values outside of QC limits.

8C
SEMIVOLATILE INTERNAL STANDARD AREA AND RT SUMMARY

Lab Name: ANALYTICAL RESOURCES, INC Client: ANCHOR

ARI Job No: IH97 Project: KC ANACORTES FORMER

Cont. Calib. ID: CC0802 Date Analyzed: 08/02/05

Instrument ID: NT4 Time Analyzed: 2128

		IS7 AREA #	RT #	AREA #	RT #	AREA #	RT #
	12 HOUR STD	469301	20.23				
	UPPER LIMIT	938602	20.73				
	LOWER LIMIT	234650	19.73				
	CLIENT SAMP. NO.						
01	IH97MBS1	479676	20.22				
02	IH97LCSS1	478147	20.22				
03	SQ-1	484211	20.22				
04							
05							
06							
07							
08							
09							
10							
11							
12							
13							
14							
15							
16							
17							
18							
19							
20							
21							
22							

IS7 = Di-n-octylphthalate-d4

AREA UPPER LIMIT = +100% of internal standard area
AREA LOWER LIMIT = - 50% of internal standard area
RT UPPER LIMIT = + 0.50 minutes of internal standard RT
RT LOWER LIMIT = - 0.50 minutes of internal standard RT

Column used to flag internal standard area values with an asterisk.
* Values outside of QC limits.

8B

SEMIVOLATILE INTERNAL STANDARD AREA AND RT SUMMARY

Lab Name: ANALYTICAL RESOURCES, INC Client: ANCHOR

ARI Job No: IH97 Project: KC ANACORTES FORMER

Cont. Calib. ID: CC0803 Date Analyzed: 08/03/05

Instrument ID: NT4 Time Analyzed: 1603

		IS1(DCB) AREA #	RT #	IS2(NPT) AREA #	RT #	IS3(ANT) AREA #	RT #
	12 HOUR STD	119650	7.36	453363	9.52	254006	12.35
	UPPER LIMIT	239300	7.86	906726	10.02	508012	12.85
	LOWER LIMIT	59825	6.86	226682	9.02	127003	11.85
	CLIENT SAMP. NO.						
01	ANRISED-WP01	134183	7.37	530188	9.53	301220	12.37
02	ANRISED-WP02	138307	7.37	535166	9.53	301265	12.37
03	ANRISED-WP02	138270	7.37	531015	9.53	303916	12.37
04	ANRISED-WP02	132110	7.37	511802	9.53	295892	12.37
05							
06							
07							
08							
09							
10							
11							
12							
13							
14							
15							
16							
17							
18							
19							
20							
21							
22							

IS1 (DCB) = 1,4-Dichlorobenzene-d4
IS2 (NPT) = Naphthalene-d8
IS3 (ANT) = Acenaphthene-d10

AREA UPPER LIMIT = +100% of internal standard area
AREA LOWER LIMIT = - 50% of internal standard area
RT UPPER LIMIT = + 0.50 minutes of internal standard RT
RT LOWER LIMIT = - 0.50 minutes of internal standard RT

Column used to flag internal standard area values with an asterisk.
* Values outside of QC limits.

FORM VIII SV-1

8C
SEMIVOLATILE INTERNAL STANDARD AREA AND RT SUMMARY

Lab Name: ANALYTICAL RESOURCES, INC Client: ANCHOR

ARI Job No: IH97 Project: KC ANACORTES FORMER

Cont. Calib. ID: CC0803 Date Analyzed: 08/03/05

Instrument ID: NT4 Time Analyzed: 1603

		IS4(PHN) AREA	#	RT	#	IS5(CRY) AREA	#	RT	#	IS6(PRY) AREA	#	RT	#
	12 HOUR STD	409127		14.67		338901		18.91		332982		21.03	
	UPPER LIMIT	818254		15.17		677802		19.41		665964		21.53	
	LOWER LIMIT	204564		14.17		169450		18.41		166491		20.53	
	CLIENT SAMP. NO.												
01	ANRISED-WP01	493552		14.70		429842		18.99		386457		21.10	
02	ANRISED-WP02	501773		14.69		437023		18.94		387943		21.06	
03	ANRISED-WP02	498021		14.70		430887		18.94		388464		21.07	
04	ANRISED-WP02	486745		14.69		421270		18.93		380550		21.06	
05													
06													
07													
08													
09													
10													
11													
12													
13													
14													
15													
16													
17													
18													
19													
20													
21													
22													

IS4 (PHN) = Phenanthrene-d10
IS5 (CRY) = Chrysene-d12
IS6 (PRY) = Perylene-d12

AREA UPPER LIMIT = +100% of internal standard area
AREA LOWER LIMIT = - 50% of internal standard area
RT UPPER LIMIT = + 0.50 minutes of internal standard RT
RT LOWER LIMIT = - 0.50 minutes of internal standard RT

Column used to flag internal standard area values with an asterisk.
* Values outside of QC limits.

FORM VIII SV-2

8C
SEMIVOLATILE INTERNAL STANDARD AREA AND RT SUMMARY

Lab Name: ANALYTICAL RESOURCES, INC Client: ANCHOR

ARI Job No: IH97 Project: KC ANACORTES FORMER

Cont. Calib. ID: CC0803 Date Analyzed: 08/03/05

Instrument ID: NT4 Time Analyzed: 1603

		IS7 AREA #	RT #	AREA #	RT #	AREA #	RT #
	12 HOUR STD	610532	20.15				
	UPPER LIMIT	1221064	20.65				
	LOWER LIMIT	305266	19.65				
	CLIENT SAMP. NO.						
01	ANRISED-WP01	701988	20.20				
02	ANRISED-WP02	739711	20.17				
03	ANRISED-WP02	721054	20.18				
04	ANRISED-WP02	713952	20.17				
05							
06							
07							
08							
09							
10							
11							
12							
13							
14							
15							
16							
17							
18							
19							
20							
21							
22							

IS7 = Di-n-octylphthalate-d4

AREA UPPER LIMIT = +100% of internal standard area
AREA LOWER LIMIT = - 50% of internal standard area
RT UPPER LIMIT = + 0.50 minutes of internal standard RT
RT LOWER LIMIT = - 0.50 minutes of internal standard RT

Column used to flag internal standard area values with an asterisk.
* Values outside of QC limits.

Semivolatile Organics Analysis
Sample Data

prepared
for

ANCHOR ENVIRONMENTAL

KC FORMER SCOTT MILL , 00010501/T2

ARI JOB NO. IH97

prepared
by

Analytical Resources, Inc.

Data Reporting Qualifiers

Effective 12/28/04

Inorganic Data

U Indicates that the target analyte was not detected at the reported concentration

* Duplicate RPD is not within established control limits

B Reported value is less than the CRDL but ≥ the Reporting Limit

N Matrix Spike recovery not within established control limits

NA Not Applicable, analyte not spiked

H The natural concentration of the spiked element is so much greater than the concentration spiked that an accurate determination of spike recovery is not possible

L Analyte concentration is ≤5 times the Reporting Limit and the replicate control limit defaults to ±1 RL instead of the normal 20% RPD

Organic Data

U Indicates that the target analyte was not detected at the reported concentration

* Flagged value is not within established control limits

B Analyte detected in an associated Method Blank at a concentration greater than one-half of ARI's Reporting Limit or 5% of the regulatory limit or 5% of the analyte concentration in the sample.

J Estimated concentration when the value is less than ARI's established reporting limits

D The spiked compound was not detected due to sample extract dilution

NR Spiked compound recovery is not reported due to chromatographic interference

E Estimated concentration calculated for an analyte response above the valid instrument calibration range. A dilution is required to obtain an accurate quantification of the analyte.

S Indicates an analyte response that has saturated the detector. The calculated concentration is not valid; a dilution is required to obtain valid quantification of the analyte

NA The flagged analyte was not analyzed for

NS The flagged analyte was not spiked into the sample

M Estimated value for an analyte detected and confirmed by an analyst but with low spectral match parameters. This flag is used only for GC-MS analyses

N The analysis indicates the presence of an analyte for which there is presumptive evidence to make a "tentative identification"

Y The analyte is not detected at or above the reported concentration. The reporting limit is raised due to chromatographic interference. The Y flag is equivalent to the U flag with a raised reporting limit.

C The analyte was positively identified on only one of two chromatographic columns. Chromatographic interference prevented a positive identification on the second column

P The analyte was detected on both chromatographic columns but the quantified values differ by ≥40% RPD with no obvious chromatographic interference

Geotechnical Data

SM Sample matrix was not appropriate for the requested analysis. This normally refers to samples contaminated with an organic product that interferes with the sieving process and/or moisture content, porosity and saturation calculations

SS Sample did not contain the proportion of "fines" required to perform the pipette portion of the grain size analysis

W Weight of sample in some pipette aliquots was below the level required for accurate weighting

F Samples were frozen prior to particle size determination

ANALYTICAL RESOURCES INCORPORATED

ORGANICS ANALYSIS DATA SHEET
PSDDA Semivolatiles by SW8270D GC/MS **Sample ID: ANRISED-WP01**
Page 1 of 1 **SAMPLE**

Lab Sample ID: IH97A
LIMS ID: 05-12285
Matrix: Sediment
Data Release Authorized:
Reported: 08/04/05

QC Report No: IH97-Anchor Environmental
Project: KC ANACORTES FORMER SCOTT MILL 00010501 T2
Date Sampled: 07/21/05
Date Received: 07/22/05

Date Extracted: 07/28/05
Date Analyzed: 08/04/05 00:24
Instrument/Analyst: NT4/LJR
GPC Cleanup: Yes

Sample Amount: 50.3 g-dry-wt
Final Extract Volume: 1.0 mL
Dilution Factor: 1.00
Percent Moisture: 36.5%
pH: 6.6

CAS Number	Analyte	RL	Result
106-44-5	4-Methylphenol	20	< 20 U
117-81-7	**bis(2-Ethylhexyl)phthalate**	**20**	**420**

Reported in µg/kg (ppb)

Semivolatile Surrogate Recovery

d5-Nitrobenzene	56.8%	2-Fluorobiphenyl	58.0%
d14-p-Terphenyl	57.2%	d4-1,2-Dichlorobenzene	53.2%
d5-Phenol	59.2%	2-Fluorophenol	60.3%
2,4,6-Tribromophenol	68.8%	d4-2-Chlorophenol	60.8%

Analytical Resources, Inc.

Semivolatile Report SW846 Method 8270C

Data file : /chem3/nt4.i/20050803.b/ih97a2.d
Lab Smp Id: IH97A Client Smp ID: ANRISED-WP01
Inj Date : 04-AUG-2005 00:24
Operator : VS Inst ID: nt4.i
Smp Info : IH97A
Misc Info : 05-12285
Comment : 1ul Injection
Method : /chem3/nt4.i/20050803.b/SW846.m
Meth Date : 04-Aug-2005 08:44 jeff Quant Type: ISTD
Cal Date : 02-AUG-2005 20:22 Cal File: 0100802.d
Als bottle: 15
Dil Factor: 1.00000
Integrator: HP RTE Compound Sublist: PSDDA.sub
Target Version: 3.50

Concentration Formula: Amt * DF * Vt/(Ws * (100 - M)/100) * CpndVariable

Name	Value	Description
DF	1.00000	Dilution Factor
Vt	1000.00000	Volume of final extract (uL)
Ws	79.20000	Weight of sample extracted (g)
M	36.50000	% Moisture

Cpnd Variable Local Compound Variable

	Compounds	QUANT SIG MASS	RT	EXP RT	REL RT	RESPONSE	CONCENTRATIONS ON-COLUMN (ug/mL)	FINAL (ug/kg)
$	1 2-Fluorophenol	112	5.199	5.062	(0.705)	212270	22.6048	449.5
$	2 Phenol-d5	99	7.127	7.071	(0.967)	270072	22.1946	441.3
	3 Phenol	94	Compound Not Detected.					
$	5 2-Chlorophenol-d4	132	7.095	7.055	(0.962)	221088	22.7606	452.6
	4 Bis(2-Chloroethyl)ether	93	Compound Not Detected.					
	6 2-Chlorophenol	128	Compound Not Detected.					
	7 1,3-Dichlorobenzene	146	Compound Not Detected.					
*	8 1,4-Dichlorobenzene-d4	152	7.373	7.359	(1.000)	134183	20.0000	
	9 1,4-Dichlorobenzene	146	Compound Not Detected.					
$	10 1,2-Dichlorobenzene-d4	152	7.693	7.680	(1.043)	81521	13.2654	263.8
	12 1,2-Dichlorobenzene	146	Compound Not Detected.					
	11 Benzyl alcohol	108	Compound Not Detected.					
	14 2,2'-oxybis(1-Chloropropane)	45	Compound Not Detected.					
	13 2-Methylphenol	108	Compound Not Detected.					
	17 Hexachloroethane	117	Compound Not Detected.					

	Compounds	QUANT SIG MASS	RT	EXP RT	REL RT	RESPONSE	CONCENTRATIONS ON-COLUMN (ug/mL)	FINAL (ug/kg)
16	N-Nitroso-di-n-propylamine	70	Compound Not Detected.					
15	4-Methylphenol	108	Compound Not Detected.					
$ 18	Nitrobenzene-d5	82	8.409	8.401	(0.883)	201303	14.1847	282.0
19	Nitrobenzene	77	Compound Not Detected.					
20	Isophorone	82	Compound Not Detected.					
21	2-Nitrophenol	139	Compound Not Detected.					
22	2,4-Dimethylphenol	107	Compound Not Detected.					
23	Bis(2-Chloroethoxy)methane	93	Compound Not Detected.					
24	Benzoic acid	105	Compound Not Detected.					
25	2,4-Dichlorophenol	162	Compound Not Detected.					
26	1,2,4-Trichlorobenzene	180	Compound Not Detected.					
* 27	Naphthalene-d8	136	9.526	9.517	(1.000)	530188	20.0000	
28	Naphthalene	128	9.552	9.544	(1.003)	38647	1.33112	26.47
29	4-Chloroaniline	127	Compound Not Detected.					
30	Hexachlorobutadiene	225	Compound Not Detected.					
31	4-Chloro-3-methylphenol	107	Compound Not Detected.					
32	2-Methylnaphthalene	141	10.685	10.671	(1.122)	17911	1.12381	22.35(H)
33	Hexachlorocyclopentadiene	237	Compound Not Detected.					
34	2,4,6-Trichlorophenol	196	Compound Not Detected.					
35	2,4,5-Trichlorophenol	196	Compound Not Detected.					
$ 36	2-Fluorobiphenyl	172	11.353	11.344	(0.918)	284789	14.4886	288.1
37	2-Chloronaphthalene	162	Compound Not Detected.					
38	2-Nitroaniline	65	Compound Not Detected.					
39	Dimethylphthalate	163	Compound Not Detected.					
40	Acenaphthylene	152	12.117	12.103	(0.979)	61479	2.16806	43.11
41	2,6-Dinitrotoluene	165	Compound Not Detected.					
* 42	Acenaphthene-d10	164	12.373	12.354	(1.000)	301220	20.0000	
43	3-Nitroaniline	138	Compound Not Detected.					
44	Acenaphthene	153	12.416	12.408	(1.003)	26336	1.44843	28.80
45	2,4-Dinitrophenol	184	Compound Not Detected.					
46	Dibenzofuran	168	12.672	12.664	(1.024)	36895	1.59459	31.71
47	4-Nitrophenol	109	Compound Not Detected.					
48	2,4-Dinitrotoluene	165	Compound Not Detected.					
50	Diethylphthalate	149	Compound Not Detected.					
49	Fluorene	166	13.217	13.209	(1.068)	65838	3.42601	68.12
51	4-Chlorophenyl-phenylether	204	Compound Not Detected.					
52	4-Nitroaniline	138	Compound Not Detected.					
53	4,6-Dinitro-2-methylphenol	198	Compound Not Detected.					
54	N-Nitrosodiphenylamine	169	Compound Not Detected.					
$ 55	2,4,6-Tribromophenol	330	13.661	13.642	(1.104)	49841	25.8269	513.5
56	4-Bromophenyl-phenylether	248	Compound Not Detected.					
57	Hexachlorobenzene	284	Compound Not Detected.					
58	Pentachlorophenol	266	Compound Not Detected.					
* 59	Phenanthrene-d10	188	14.697	14.673	(1.000)	493552	20.0000	
60	Phenanthrene	178	14.740	14.710	(1.003)	829601	27.6414	549.6
61	Anthracene	178	14.798	14.779	(1.007)	165489	5.55320	110.4
62	Carbazole	167	15.135	15.111	(1.030)	56461	2.37923	47.31

	Compounds	QUANT SIG MASS	RT	EXP RT	REL RT	RESPONSE	CONCENTRATIONS ON-COLUMN (ug/mL)	FINAL (ug/kg)
	63 Di-n-butylphthalate	149	15.888	15.864	(1.081)	65181	2.04253	40.61
	64 Fluoranthene	202	16.663	16.606	(1.134)	934910	32.9745	655.7
	65 Pyrene	202	16.989	16.943	(0.895)	936060	27.8702	554.2
$	66 Terphenyl-d14	244	17.347	17.317	(0.913)	287096	14.3287	284.9
	67 Butylbenzylphthalate	149	18.308	18.230	(0.964)	132894	8.58560	170.7
	68 Benzo(a)anthracene	228	18.965	18.882	(0.999)	384468	12.9968	258.4
*	69 Chrysene-d12	240	18.992	18.909	(1.000)	429842	20.0000	
	70 3,3'-Dichlorobenzidine	252	Compound Not Detected.					
	71 Chrysene	228	19.024	18.952	(1.002)	421097	14.4826	288.0
	72 bis(2-Ethylhexyl)phthalate	149	19.270	19.229	(0.954)	408510	21.1335	420.2(H)
*	134 Di-n-octylphthalate-d4	153	20.199	20.154	(1.000)	701988	20.0000	
	73 Di-n-octylphthalate	149	Compound Not Detected.					
	74 Benzo(b)fluoranthene	252	20.579	20.512	(0.975)	282820	10.6001	210.8
	75 Benzo(k)fluoranthene	252	20.600	20.549	(0.976)	316353	12.3849	246.3(M)
	76 Benzo(a)pyrene	252	21.011	20.944	(0.996)	303718	12.6820	252.2
*	77 Perylene-d12	264	21.102	21.030	(1.000)	386457	20.0000	
	78 Indeno(1,2,3-cd)pyrene	276	22.432	22.355	(1.063)	200800	8.07696	160.6
	79 Dibenzo(a,h)anthracene	278	22.464	22.392	(1.065)	68947	2.95615	58.78
	80 Benzo(g,h,i)perylene	276	22.764	22.648	(1.079)	173781	6.83241	135.9

QC Flag Legend

M - Compound response manually integrated.
H - Operator selected an alternate compound hit.

Analytical Resources, Inc.

INTERNAL STANDARD COMPOUNDS
AREA AND RT SUMMARY

Instrument ID: nt4.i
Lab File ID: ih97a2.d
Lab Smp Id: IH97A
Analysis Type: SV
Quant Type: ISTD
Operator: VS
Method File: /chem3/nt4.i/20050803.b/SW846.m
Misc Info: 05-12285

Calibration Date: 03-AUG-2005
Calibration Time: 16:03
Client Smp ID: ANRISED-WP01
Level: LOW
Sample Type: Sediment

		AREA LIMIT			
COMPOUND	STANDARD	LOWER	UPPER	SAMPLE	%DIFF
8 1,4-Dichlorobenze	119650	59825	239300	134183	12.15
27 Naphthalene-d8	453363	226682	906726	530188	16.95
42 Acenaphthene-d10	254006	127003	508012	301220	18.59
59 Phenanthrene-d10	409127	204564	818254	493552	20.64
69 Chrysene-d12	338901	169450	677802	429842	26.83
134 Di-n-octylphthala	610532	305266	1221064	701988	14.98
77 Perylene-d12	332982	166491	665964	386457	16.06

		RT LIMIT			
COMPOUND	STANDARD	LOWER	UPPER	SAMPLE	%DIFF
8 1,4-Dichlorobenze	7.36	6.86	7.86	7.37	0.18
27 Naphthalene-d8	9.52	9.02	10.02	9.53	0.09
42 Acenaphthene-d10	12.35	11.85	12.85	12.37	0.15
59 Phenanthrene-d10	14.67	14.17	15.17	14.70	0.17
69 Chrysene-d12	18.91	18.41	19.41	18.99	0.44
134 Di-n-octylphthala	20.15	19.65	20.65	20.20	0.23
77 Perylene-d12	21.03	20.53	21.53	21.10	0.34

AREA UPPER LIMIT = +100% of internal standard area.
AREA LOWER LIMIT = - 50% of internal standard area.
RT UPPER LIMIT = + 0.50 minutes of internal standard RT.
RT LOWER LIMIT = - 0.50 minutes of internal standard RT.

Analytical Resources, Inc.

RECOVERY REPORT

Client Name: ANCHOR
Sample Matrix: SOLID
Lab Smp Id: IH97A
Level: LOW
Data Type: MS DATA
SpikeList File: tclp.spk
Sublist File: PSDDA.sub
Method File: /chem3/nt4.i/20050803.b/SW846.m
Misc Info: 05-12285

Client SDG: IH97
Fraction: SV
Client Smp ID: ANRISED-WP01
Operator: VS
SampleType: SAMPLE
Quant Type: ISTD

SURROGATE COMPOUND	CONC ADDED ug/kg	CONC RECOVERED ug/kg	% RECOVERED	LIMITS
$ 1 2-Fluorophenol	745.6	449.5	60.28	24-112
$ 2 Phenol-d5	745.6	441.3	59.19	29-109
$ 5 2-Chlorophenol-d4	745.6	452.6	60.69	34-101
$ 10 1,2-Dichlorobenzen	497.1	263.8	53.06	30-84
$ 18 Nitrobenzene-d5	497.1	282.0	56.74	28-103
$ 36 2-Fluorobiphenyl	497.1	288.1	57.95	33-104
$ 55 2,4,6-Tribromophen	745.6	513.5	68.87	27-134
$ 66 Terphenyl-d14	497.1	284.9	57.31	31-120

Data File: /chem3/nt4.i/20050803.b/ih97a2.d
Date : 04-AUG-2005 00:24
Client ID: ANRISED-WP01
Sample Info: IH97A
Volume Injected (uL): 1.0
Column phase: RTX-5

Instrument: nt4.i
Operator: VS
Column diameter: 0.32

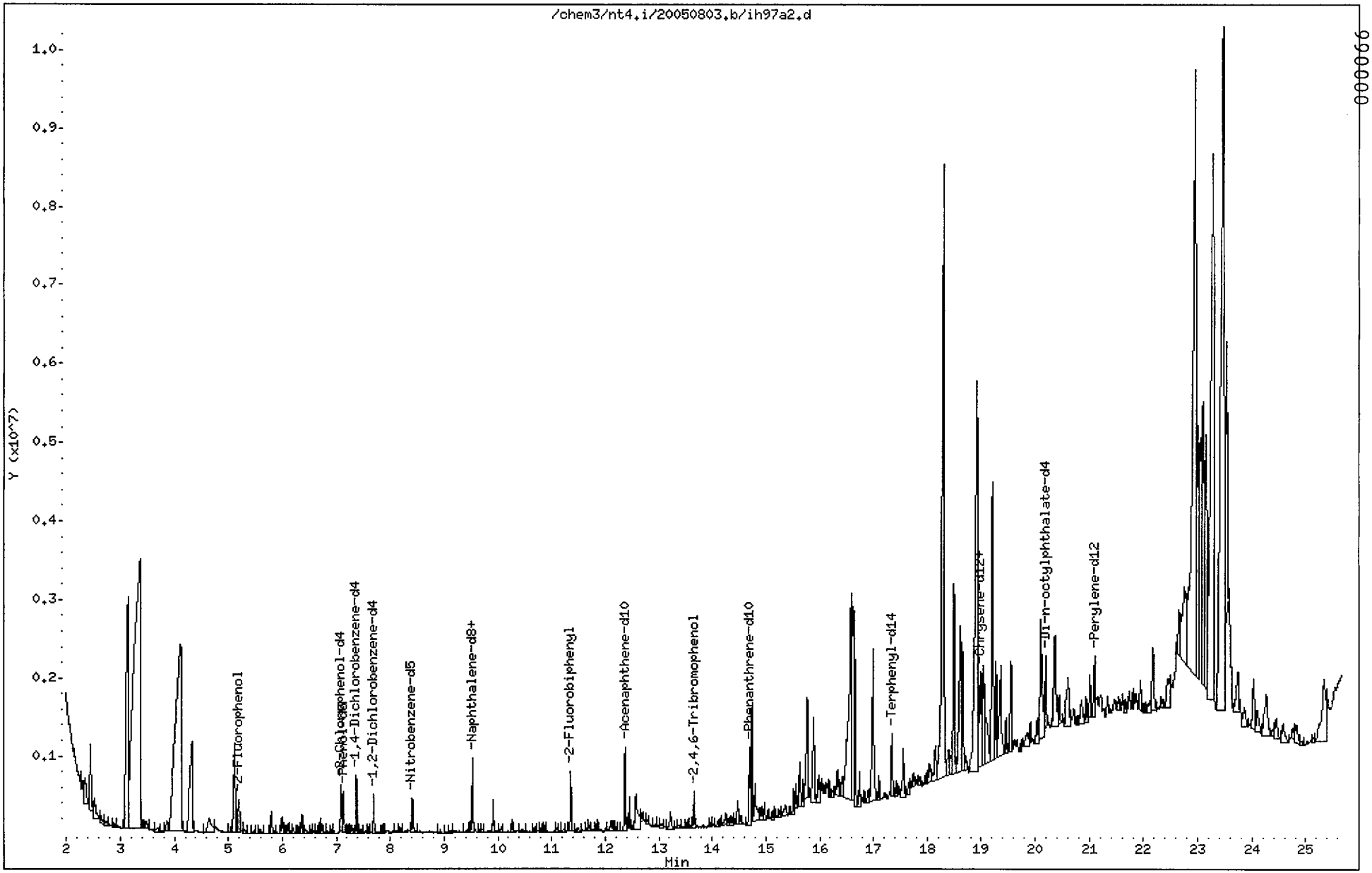

Data File: /chem3/nt4.i/20050803.b/ih97a2.d

Date : 04-AUG-2005 00:24

Client ID: ANRISED-WP01 Instrument: nt4.i

Sample Info: IH97A

Volume Injected (uL): 1.0 Operator: VS

Column phase: RTX-5 Column diameter: 0.32

72 bis(2-Ethylhexyl)phthalate Concentration: 420.2 ug/kg

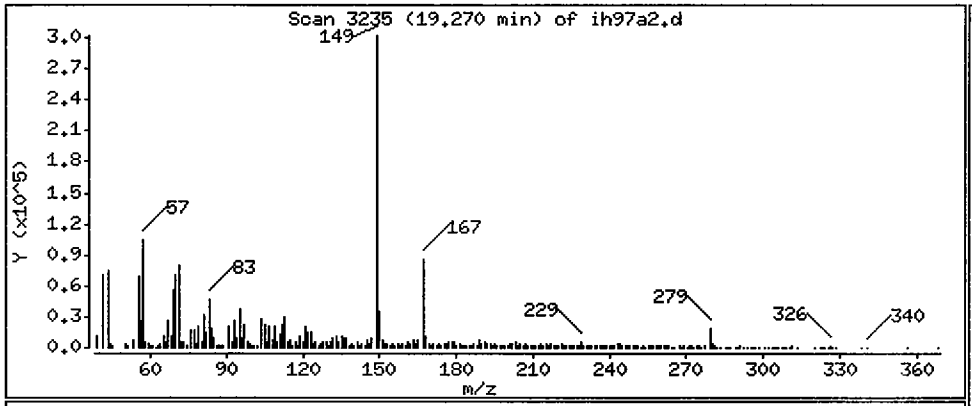

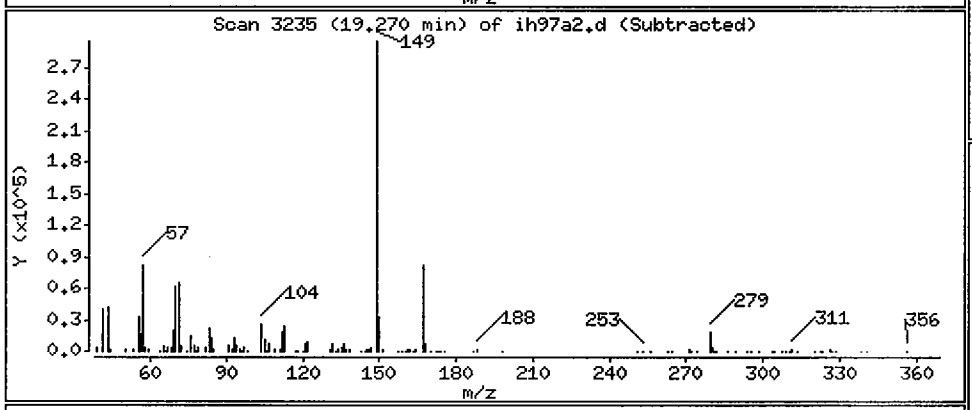

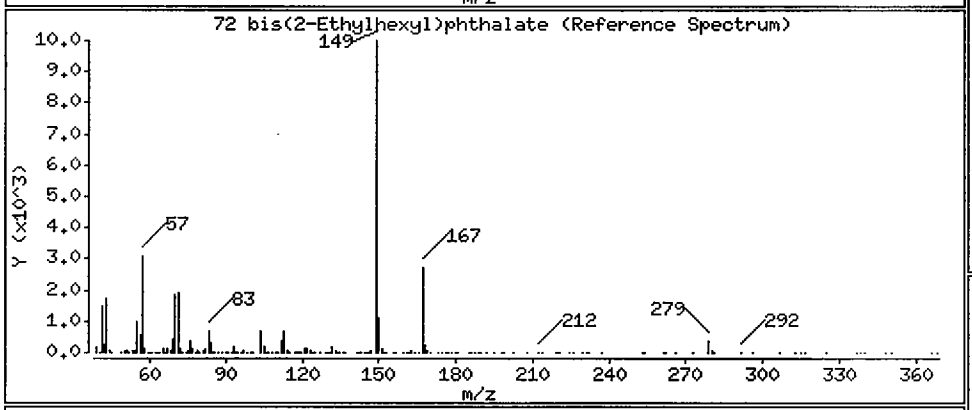

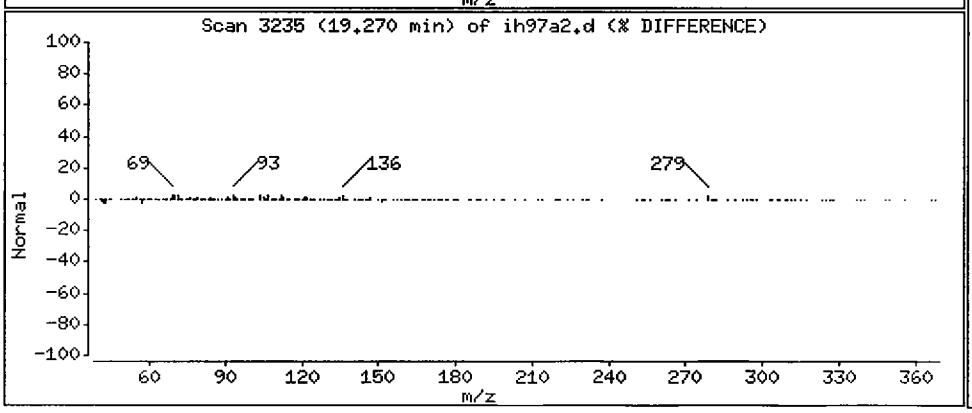

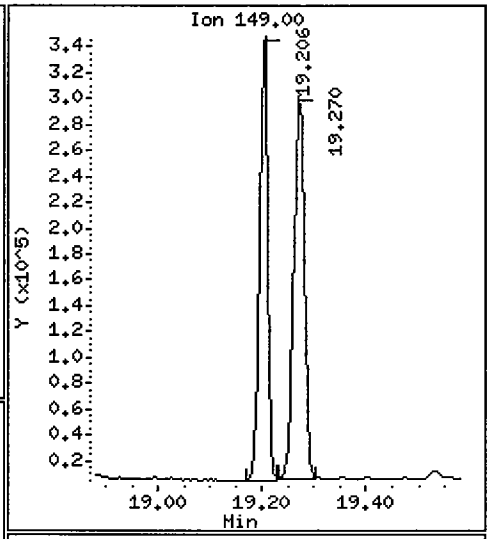

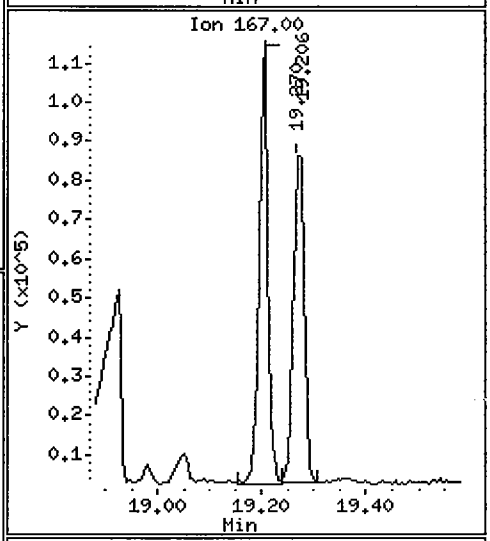

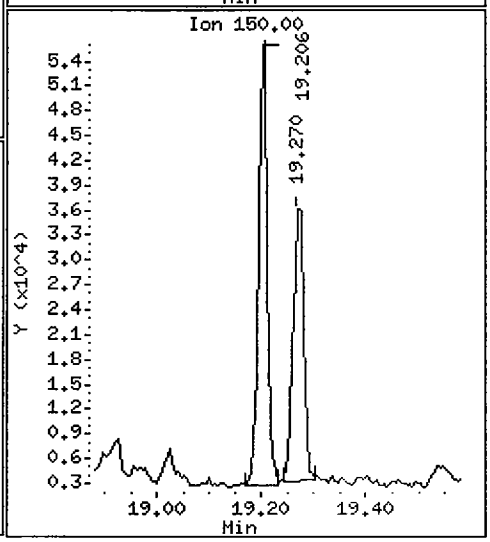

ANALYTICAL RESOURCES INCORPORATED

ORGANICS ANALYSIS DATA SHEET
PSDDA Semivolatiles by SW8270D GC/MS **Sample ID: ANRISED-WP02**
Page 1 of 1 **SAMPLE**

Lab Sample ID: IH97B
LIMS ID: 05-12286
Matrix: Sediment
Data Release Authorized:
Reported: 08/04/05

QC Report No: IH97-Anchor Environmental
Project: KC ANACORTES FORMER SCOTT MILL 00010501 T2
Date Sampled: 07/21/05
Date Received: 07/22/05

Date Extracted: 07/28/05
Date Analyzed: 08/04/05 00:58
Instrument/Analyst: NT4/LJR
GPC Cleanup: Yes

Sample Amount: 50.6 g-dry-wt
Final Extract Volume: 1.0 mL
Dilution Factor: 1.00
Percent Moisture: 34.4%
pH: 7.3

CAS Number	Analyte	RL	Result
106-44-5	4-Methylphenol	20	< 20 U
117-81-7	bis(2-Ethylhexyl)phthalate	20	< 20 U

Reported in µg/kg (ppb)

Semivolatile Surrogate Recovery

d5-Nitrobenzene	54.4%	2-Fluorobiphenyl	53.6%
d14-p-Terphenyl	54.0%	d4-1,2-Dichlorobenzene	50.4%
d5-Phenol	57.3%	2-Fluorophenol	60.5%
2,4,6-Tribromophenol	65.1%	d4-2-Chlorophenol	58.9%

Analytical Resources, Inc.

Semivolatile Report SW846 Method 8270C

Data file : /chem3/nt4.i/20050803.b/ih97b2.d
Lab Smp Id: IH97B Client Smp ID: ANRISED-WP02
Inj Date : 04-AUG-2005 00:58
Operator : VS Inst ID: nt4.i
Smp Info : IH97B
Misc Info : 05-12286
Comment : 1ul Injection
Method : /chem3/nt4.i/20050803.b/SW846.m
Meth Date : 04-Aug-2005 08:44 jeff Quant Type: ISTD
Cal Date : 02-AUG-2005 20:22 Cal File: 0100802.d
Als bottle: 16
Dil Factor: 1.00000
Integrator: HP RTE Compound Sublist: PSDDA.sub
Target Version: 3.50

Concentration Formula: Amt * DF * Vt/(Ws * (100 - M)/100) * CpndVariable

Name	Value	Description
DF	1.00000	Dilution Factor
Vt	1000.00000	Volume of final extract (uL)
Ws	77.10000	Weight of sample extracted (g)
M	34.40000	% Moisture

Cpnd Variable Local Compound Variable

	Compounds	QUANT SIG MASS	RT	EXP RT	REL RT	RESPONSE	CONCENTRATIONS ON-COLUMN (ug/mL)	FINAL (ug/kg)
$ 1	2-Fluorophenol	112	5.199	5.062	(0.705)	220028	22.7323	449.5
$ 2	Phenol-d5	99	7.127	7.071	(0.967)	270267	21.5484	426.0
3	Phenol	94	Compound Not Detected.					
$ 5	2-Chlorophenol-d4	132	7.090	7.055	(0.962)	221395	22.1126	437.2
4	Bis(2-Chloroethyl)ether	93	Compound Not Detected.					
6	2-Chlorophenol	128	Compound Not Detected.					
7	1,3-Dichlorobenzene	146	Compound Not Detected.					
* 8	1,4-Dichlorobenzene-d4	152	7.373	7.359	(1.000)	138307	20.0000	
9	1,4-Dichlorobenzene	146	Compound Not Detected.					
$ 10	1,2-Dichlorobenzene-d4	152	7.693	7.680	(1.043)	80086	12.6433	250.0
12	1,2-Dichlorobenzene	146	Compound Not Detected.					
11	Benzyl alcohol	108	Compound Not Detected.					
14	2,2'-oxybis(1-Chloropropane)	45	Compound Not Detected.					
13	2-Methylphenol	108	Compound Not Detected.					
17	Hexachloroethane	117	Compound Not Detected.					

	Compounds	QUANT SIG MASS	RT	EXP RT	REL RT	RESPONSE	CONCENTRATIONS ON-COLUMN (ug/mL)	FINAL (ug/kg)
	16 N-Nitroso-di-n-propylamine	70	Compound Not Detected.					
	15 4-Methylphenol	108	Compound Not Detected.					
$	18 Nitrobenzene-d5	82	8.409	8.401	(0.883)	195338	13.6264	269.6
	19 Nitrobenzene	77	Compound Not Detected.					
	20 Isophorone	82	Compound Not Detected.					
	21 2-Nitrophenol	139	Compound Not Detected.					
	22 2,4-Dimethylphenol	107	Compound Not Detected.					
	23 Bis(2-Chloroethoxy)methane	93	Compound Not Detected.					
	24 Benzoic acid	105	Compound Not Detected.					
	25 2,4-Dichlorophenol	162	Compound Not Detected.					
	26 1,2,4-Trichlorobenzene	180	Compound Not Detected.					
*	27 Naphthalene-d8	136	9.526	9.517	(1.000)	535166	20.0000	
	28 Naphthalene	128	Compound Not Detected.					
	29 4-Chloroaniline	127	Compound Not Detected.					
	30 Hexachlorobutadiene	225	Compound Not Detected.					
	31 4-Chloro-3-methylphenol	107	Compound Not Detected.					
	32 2-Methylnaphthalene	141	Compound Not Detected.					
	33 Hexachlorocyclopentadiene	237	Compound Not Detected.					
	34 2,4,6-Trichlorophenol	196	Compound Not Detected.					
	35 2,4,5-Trichlorophenol	196	Compound Not Detected.					
$	36 2-Fluorobiphenyl	172	11.353	11.344	(0.918)	263589	13.4080	265.1
	37 2-Chloronaphthalene	162	Compound Not Detected.					
	38 2-Nitroaniline	65	Compound Not Detected.					
	39 Dimethylphthalate	163	Compound Not Detected.					
	40 Acenaphthylene	152	Compound Not Detected.					
	41 2,6-Dinitrotoluene	165	Compound Not Detected.					
*	42 Acenaphthene-d10	164	12.373	12.354	(1.000)	301265	20.0000	
	43 3-Nitroaniline	138	Compound Not Detected.					
	44 Acenaphthene	153	Compound Not Detected.					
	45 2,4-Dinitrophenol	184	Compound Not Detected.					
	46 Dibenzofuran	168	Compound Not Detected.					
	47 4-Nitrophenol	109	Compound Not Detected.					
	48 2,4-Dinitrotoluene	165	Compound Not Detected.					
	50 Diethylphthalate	149	Compound Not Detected.					
	49 Fluorene	166	Compound Not Detected.					
	51 4-Chlorophenyl-phenylether	204	Compound Not Detected.					
	52 4-Nitroaniline	138	Compound Not Detected.					
	53 4,6-Dinitro-2-methylphenol	198	Compound Not Detected.					
	54 N-Nitrosodiphenylamine	169	Compound Not Detected.					
$	55 2,4,6-Tribromophenol	330	13.661	13.642	(1.104)	47130	24.4185	482.8
	56 4-Bromophenyl-phenylether	248	Compound Not Detected.					
	57 Hexachlorobenzene	284	Compound Not Detected.					
	58 Pentachlorophenol	266	Compound Not Detected.					
*	59 Phenanthrene-d10	188	14.692	14.673	(1.000)	501773	20.0000	
	60 Phenanthrene	178	Compound Not Detected.					
	61 Anthracene	178	Compound Not Detected.					
	62 Carbazole	167	Compound Not Detected.					

	Compounds	QUANT SIG MASS	RT	EXP RT	REL RT	RESPONSE	CONCENTRATIONS ON-COLUMN (ug/mL)	CONCENTRATIONS FINAL (ug/kg)
63	Di-n-butylphthalate	149	Compound Not Detected.					
64	Fluoranthene	202	16.620	16.606	(1.131)	41075	1.42499	28.17
65	Pyrene	202	16.962	16.943	(0.896)	36454	1.06754	21.11
$ 66	Terphenyl-d14	244	17.336	17.317	(0.915)	274746	13.4870	266.7
67	Butylbenzylphthalate	149	Compound Not Detected.					
68	Benzo(a)anthracene	228	Compound Not Detected.					
* 69	Chrysene-d12	240	18.939	18.909	(1.000)	437023	20.0000	
70	3,3'-Dichlorobenzidine	252	Compound Not Detected.					
71	Chrysene	228	Compound Not Detected.					
72	bis(2-Ethylhexyl)phthalate	149	Compound Not Detected.					
* 134	Di-n-octylphthalate-d4	153	20.173	20.154	(1.000)	739711	20.0000	
73	Di-n-octylphthalate	149	Compound Not Detected.					
74	Benzo(b)fluoranthene	252	Compound Not Detected.					
75	Benzo(k)fluoranthene	252	Compound Not Detected.					
76	Benzo(a)pyrene	252	Compound Not Detected.					
* 77	Perylene-d12	264	21.065	21.030	(1.000)	387943	20.0000	
78	Indeno(1,2,3-cd)pyrene	276	Compound Not Detected.					
79	Dibenzo(a,h)anthracene	278	Compound Not Detected.					
80	Benzo(g,h,i)perylene	276	Compound Not Detected.					

Analytical Resources, Inc.

INTERNAL STANDARD COMPOUNDS
AREA AND RT SUMMARY

Instrument ID: nt4.i
Lab File ID: ih97b2.d
Lab Smp Id: IH97B
Analysis Type: SV
Quant Type: ISTD
Operator: VS
Method File: /chem3/nt4.i/20050803.b/SW846.m
Misc Info: 05-12286

Calibration Date: 03-AUG-2005
Calibration Time: 16:03
Client Smp ID: ANRISED-WP02
Level: LOW
Sample Type: Sediment

		AREA LIMIT			
COMPOUND	STANDARD	LOWER	UPPER	SAMPLE	%DIFF
8 1,4-Dichlorobenze	119650	59825	239300	138307	15.59
27 Naphthalene-d8	453363	226682	906726	535166	18.04
42 Acenaphthene-d10	254006	127003	508012	301265	18.61
59 Phenanthrene-d10	409127	204564	818254	501773	22.64
69 Chrysene-d12	338901	169450	677802	437023	28.95
134 Di-n-octylphthala	610532	305266	1221064	739711	21.16
77 Perylene-d12	332982	166491	665964	387943	16.51

		RT LIMIT			
COMPOUND	STANDARD	LOWER	UPPER	SAMPLE	%DIFF
8 1,4-Dichlorobenze	7.36	6.86	7.86	7.37	0.19
27 Naphthalene-d8	9.52	9.02	10.02	9.53	0.09
42 Acenaphthene-d10	12.35	11.85	12.85	12.37	0.15
59 Phenanthrene-d10	14.67	14.17	15.17	14.69	0.13
69 Chrysene-d12	18.91	18.41	19.41	18.94	0.16
134 Di-n-octylphthala	20.15	19.65	20.65	20.17	0.09
77 Perylene-d12	21.03	20.53	21.53	21.06	0.17

AREA UPPER LIMIT = +100% of internal standard area.
AREA LOWER LIMIT = - 50% of internal standard area.
RT UPPER LIMIT = + 0.50 minutes of internal standard RT.
RT LOWER LIMIT = - 0.50 minutes of internal standard RT.

Analytical Resources, Inc.

RECOVERY REPORT

Client Name: ANCHOR
Sample Matrix: SOLID
Lab Smp Id: IH97B
Level: LOW
Data Type: MS DATA
SpikeList File: tclp.spk
Sublist File: PSDDA.sub
Method File: /chem3/nt4.i/20050803.b/SW846.m
Misc Info: 05-12286

Client SDG: IH97
Fraction: SV
Client Smp ID: ANRISED-WP02
Operator: VS
SampleType: SAMPLE
Quant Type: ISTD

	SURROGATE COMPOUND	CONC ADDED ug/kg	CONC RECOVERED ug/kg	% RECOVERED	LIMITS
$ 1	2-Fluorophenol	741.4	449.5	60.62	24-112
$ 2	Phenol-d5	741.4	426.0	57.46	29-109
$ 5	2-Chlorophenol-d4	741.4	437.2	58.97	34-101
$ 10	1,2-Dichlorobenzen	494.3	250.0	50.57	30-84
$ 18	Nitrobenzene-d5	494.3	269.6	54.55	28-103
$ 36	2-Fluorobiphenyl	494.3	265.1	53.63	33-104
$ 55	2,4,6-Tribromophen	741.4	482.8	65.12	27-134
$ 66	Terphenyl-d14	494.3	266.7	53.95	31-120

Data File: /chem3/nt4.i/20050803.b/ih97b2.d
Date : 04-AUG-2005 00:58
Client ID: ANRISED-WP02
Sample Info: IH97B
Volume Injected (uL): 1.0
Column phase: RTX-5

Instrument: nt4.i
Operator: VS
Column diameter: 0.32

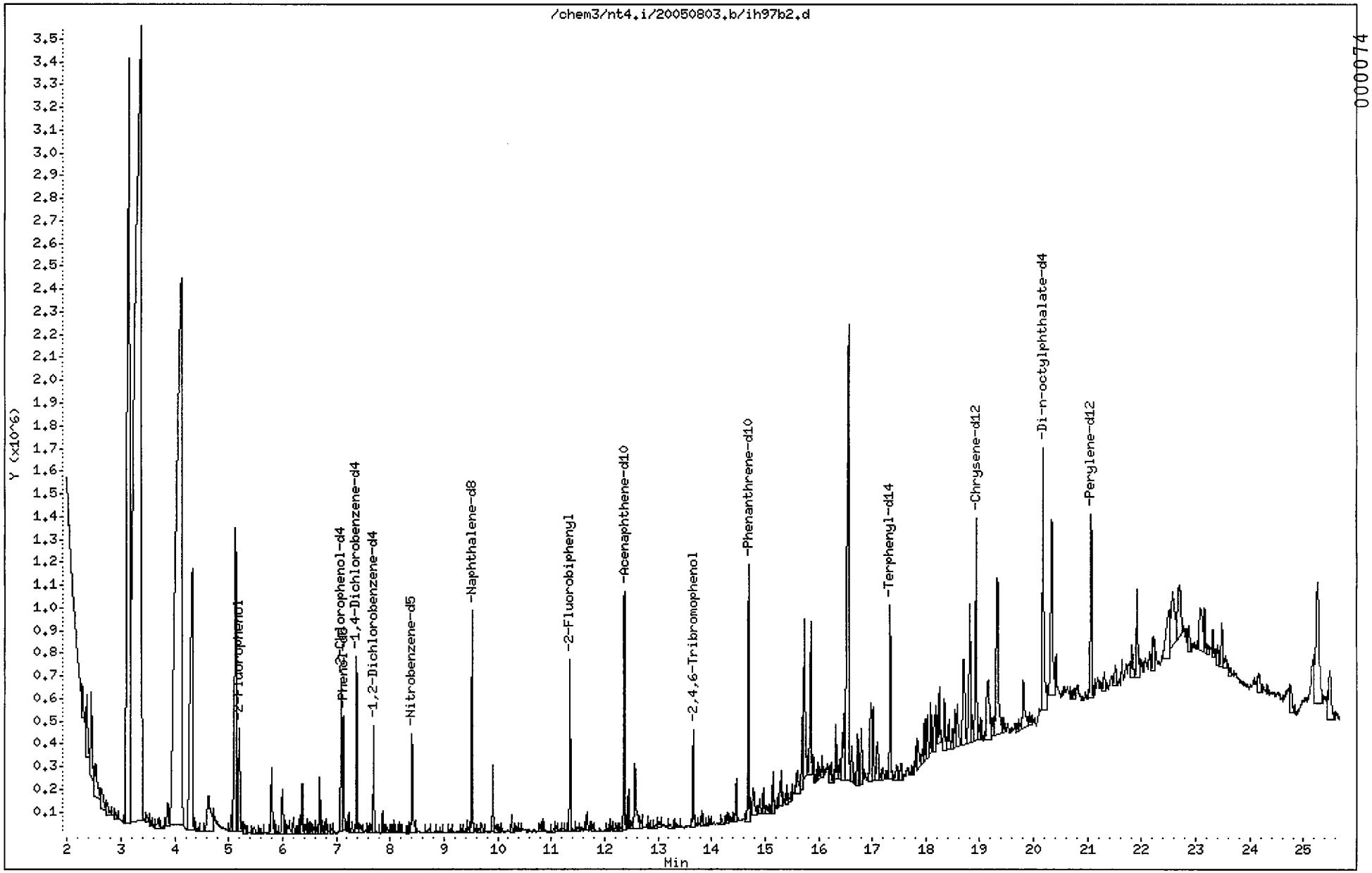

0000074

Data File: /chem3/nt4.i/20050803.b/ih97b2.d

Date : 04-AUG-2005 00:58

Client ID: ANRISED-WP02 Instrument: nt4.i

Sample Info: IH97B

Volume Injected (uL): 1.0 Operator: VS

Column phase: RTX-5 Column diameter: 0.32

64 Fluoranthene Concentration: 28.17 ug/kg

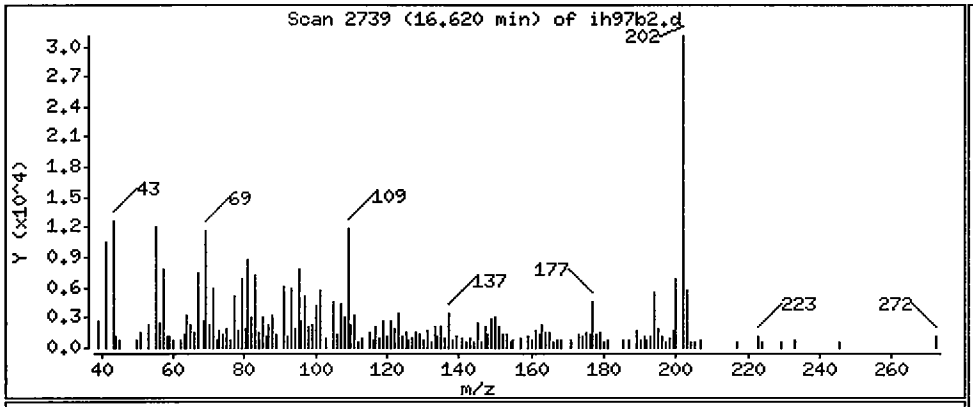

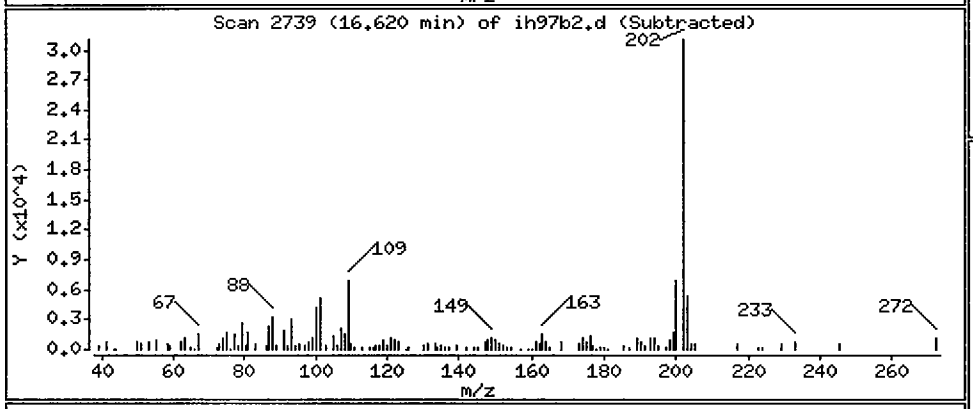

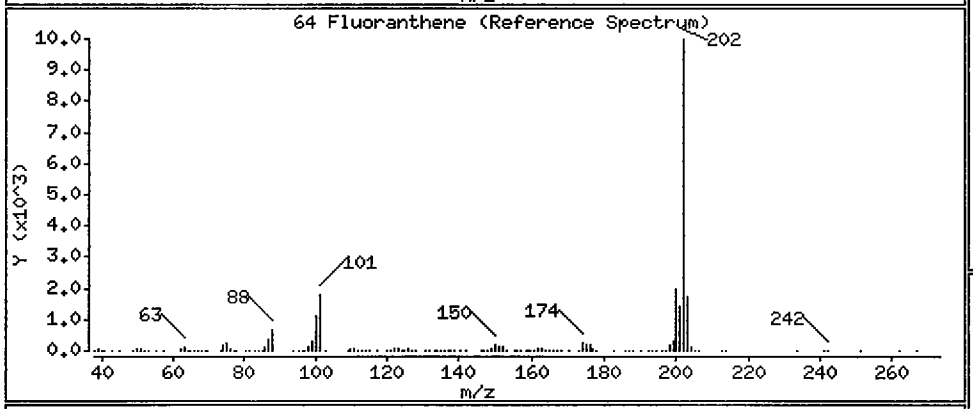

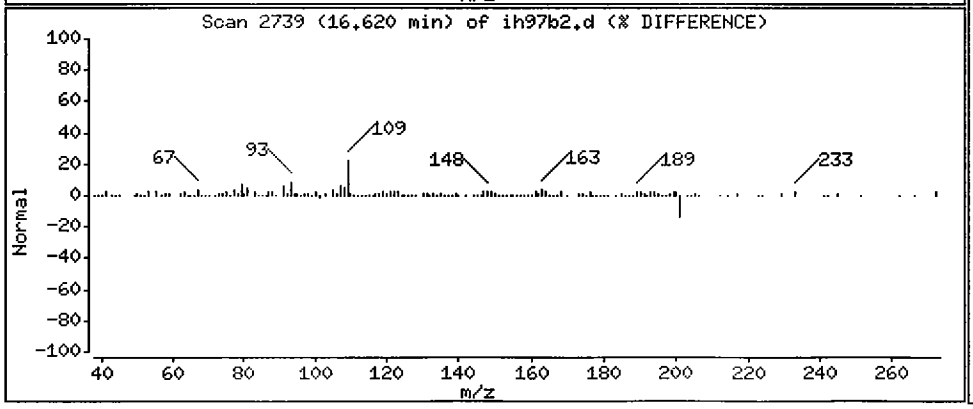

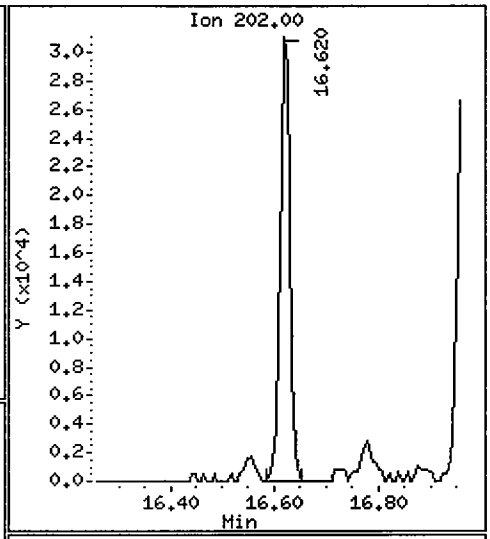

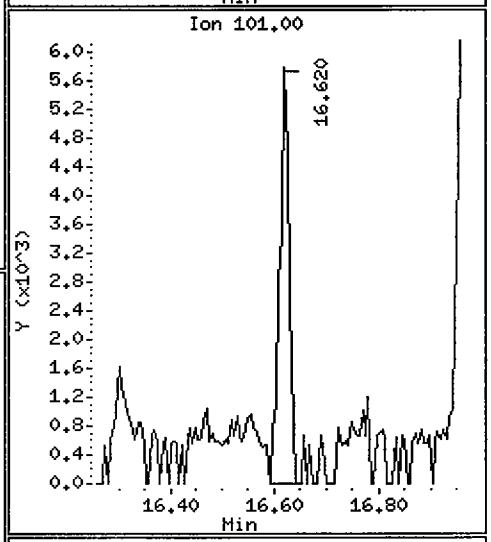

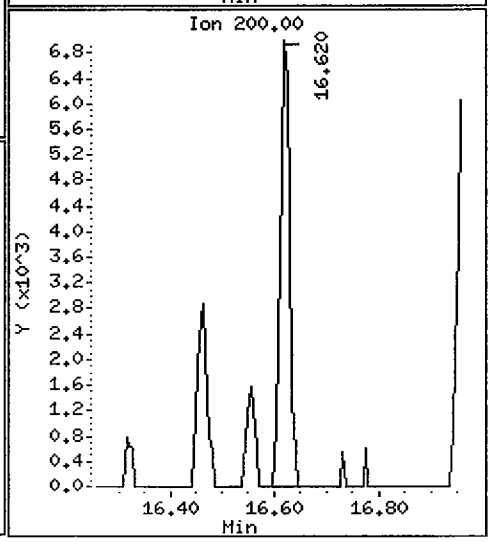

Data File: /chem3/nt4.i/20050803.b/ih97b2.d

Date : 04-AUG-2005 00:58

Client ID: ANRISED-WP02 Instrument: nt4.i

Sample Info: IH97B

Volume Injected (uL): 1.0 Operator: VS

Column phase: RTX-5 Column diameter: 0.32

65 Pyrene Concentration: 21.11 ug/kg

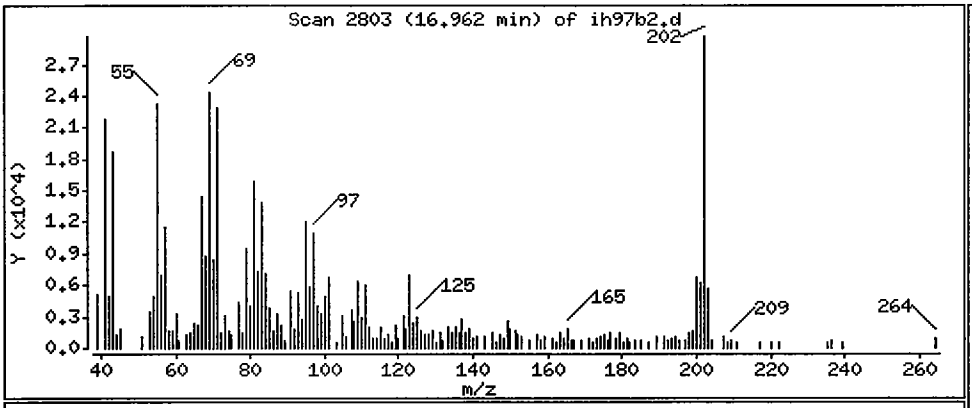

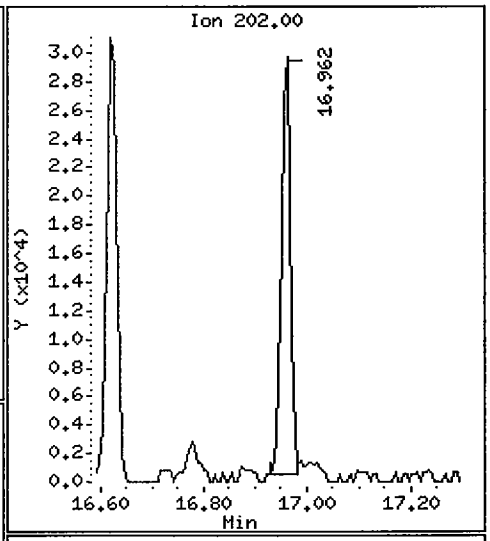

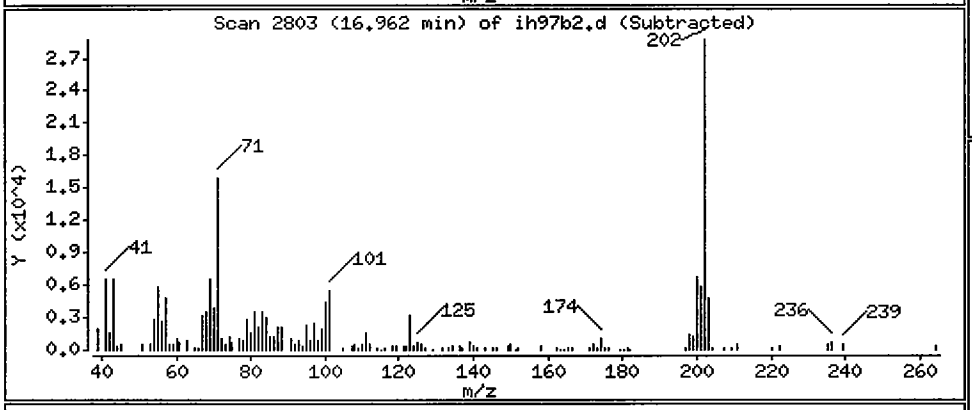

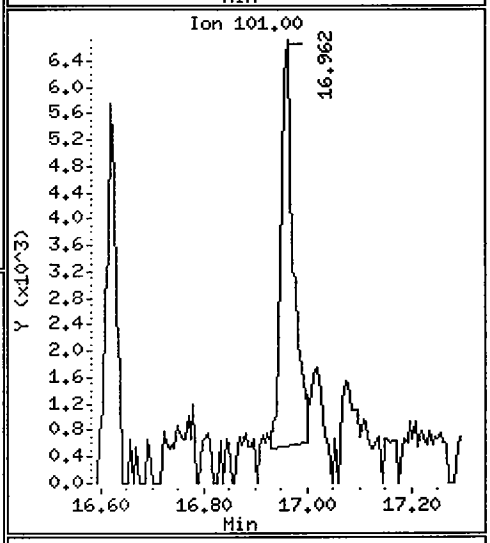

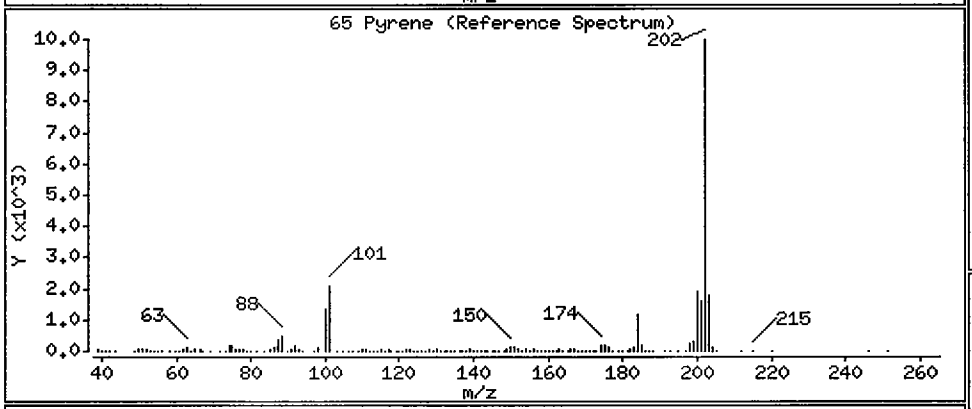

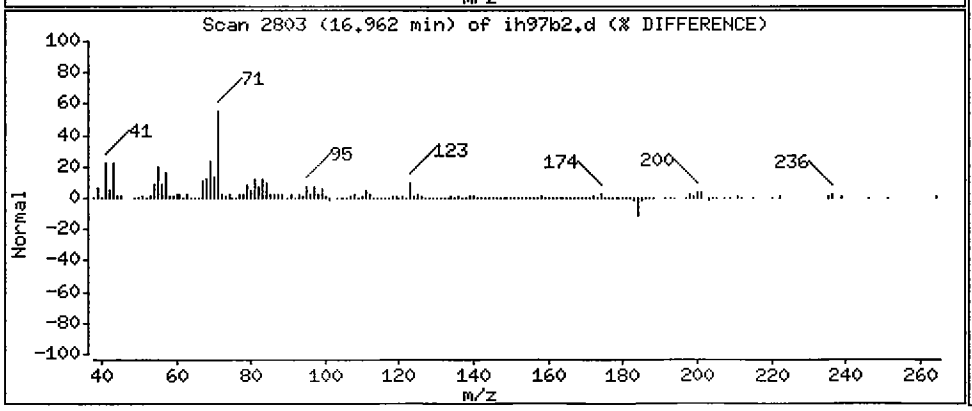

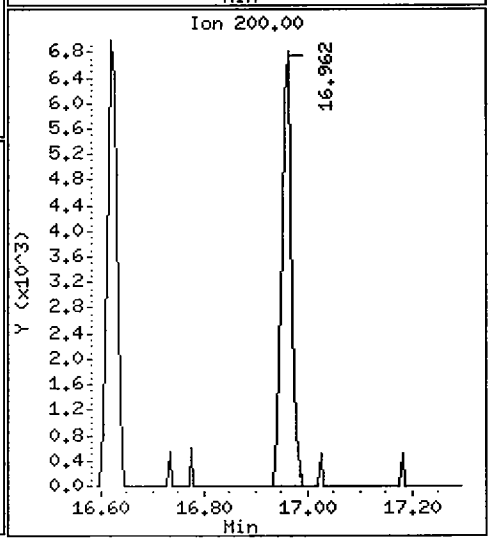

Analytical Resources, Inc.

Semivolatile Report SW846 Method 8270C

Data file : /chem3/nt4.i/20050803.b/ii39b.d
Lab Smp Id: II39B Client Smp ID: S-6-7
Inj Date : 04-AUG-2005 02:37
Operator : VS Inst ID: nt4.i
Smp Info : II39B
Misc Info : 05-12531
Comment : 1ul Injection
Method : /chem3/nt4.i/20050803.b/SW846.m
Meth Date : 04-Aug-2005 08:44 jeff Quant Type: ISTD
Cal Date : 02-AUG-2005 20:22 Cal File: 0100802.d
Als bottle: 19
Dil Factor: 1.00000
Integrator: HP RTE Compound Sublist: PSDDA.sub
Target Version: 3.50

Concentration Formula: Amt * DF * Vt/(Ws * (100 - M)/100) * CpndVariable

Name	Value	Description
DF	1.00000	Dilution Factor
Vt	500.00000	Volume of final extract (uL)
Ws	37.10000	Weight of sample extracted (g)
M	32.20000	% Moisture

Cpnd Variable Local Compound Variable

	Compounds	QUANT SIG MASS	RT	EXP RT	REL RT	RESPONSE	CONCENTRATIONS ON-COLUMN (ug/mL)	FINAL (ug/kg)
$ 1	2-Fluorophenol	112	5.179	5.062	(0.702)	211015	23.0455	458.1
$ 2	Phenol-d5	99	7.124	7.071	(0.966)	282241	23.7875	472.8
3	Phenol	94	Compound Not Detected.					
$ 5	2-Chlorophenol-d4	132	7.087	7.055	(0.961)	221040	23.3372	463.9
4	Bis(2-Chloroethyl)ether	93	Compound Not Detected.					
6	2-Chlorophenol	128	Compound Not Detected.					
7	1,3-Dichlorobenzene	146	Compound Not Detected.					
* 8	1,4-Dichlorobenzene-d4	152	7.375	7.359	(1.000)	130839	20.0000	
9	1,4-Dichlorobenzene	146	Compound Not Detected.					
$ 10	1,2-Dichlorobenzene-d4	152	7.696	7.680	(1.043)	87370	14.5805	289.8
12	1,2-Dichlorobenzene	146	Compound Not Detected.					
11	Benzyl alcohol	108	Compound Not Detected.					
14	2,2'-oxybis(1-Chloropropane)	45	Compound Not Detected.					
13	2-Methylphenol	108	Compound Not Detected.					
17	Hexachloroethane	117	Compound Not Detected.					

	Compounds	QUANT SIG MASS	RT	EXP RT	REL RT	RESPONSE	CONCENTRATIONS ON-COLUMN (ug/mL)	CONCENTRATIONS FINAL (ug/kg)
	16 N-Nitroso-di-n-propylamine	70	Compound Not Detected.					
	15 4-Methylphenol	108	Compound Not Detected.					
$	18 Nitrobenzene-d5	82	8.411	8.401	(0.882)	216365	16.0428	318.9
	19 Nitrobenzene	77	Compound Not Detected.					
	20 Isophorone	82	8.882	8.850	(0.932)	101939	4.45269	88.51
	21 2-Nitrophenol	139	Compound Not Detected.					
	22 2,4-Dimethylphenol	107	Compound Not Detected.					
	23 Bis(2-Chloroethoxy)methane	93	Compound Not Detected.					
	24 Benzoic acid	105	Compound Not Detected.					
	25 2,4-Dichlorophenol	162	Compound Not Detected.					
	26 1,2,4-Trichlorobenzene	180	Compound Not Detected.					
*	27 Naphthalene-d8	136	9.533	9.517	(1.000)	503859	20.0000	
	28 Naphthalene	128	9.565	9.544	(1.003)	418664	15.1736	301.6
	29 4-Chloroaniline	127	Compound Not Detected.					
	30 Hexachlorobutadiene	225	Compound Not Detected.					
	31 4-Chloro-3-methylphenol	107	Compound Not Detected.					
	32 2-Methylnaphthalene	141	10.682	10.671	(1.120)	17687	1.16775	23.21(H)
	33 Hexachlorocyclopentadiene	237	Compound Not Detected.					
	34 2,4,6-Trichlorophenol	196	Compound Not Detected.					
	35 2,4,5-Trichlorophenol	196	Compound Not Detected.					
$	36 2-Fluorobiphenyl	172	11.366	11.344	(0.918)	304555	16.3353	324.7
	37 2-Chloronaphthalene	162	Compound Not Detected.					
	38 2-Nitroaniline	65	Compound Not Detected.					
	39 Dimethylphthalate	163	Compound Not Detected.					
	40 Acenaphthylene	152	Compound Not Detected.					
	41 2,6-Dinitrotoluene	165	Compound Not Detected.					
*	42 Acenaphthene-d10	164	12.381	12.354	(1.000)	285710	20.0000	
	43 3-Nitroaniline	138	Compound Not Detected.					
	44 Acenaphthene	153	Compound Not Detected.					
	45 2,4-Dinitrophenol	184	Compound Not Detected.					
	46 Dibenzofuran	168	Compound Not Detected.					
	47 4-Nitrophenol	109	Compound Not Detected.					
	48 2,4-Dinitrotoluene	165	Compound Not Detected.					
	50 Diethylphthalate	149	Compound Not Detected.					
	49 Fluorene	166	13.225	13.209	(1.068)	33811	1.85493	36.87
	51 4-Chlorophenyl-phenylether	204	Compound Not Detected.					
	52 4-Nitroaniline	138	Compound Not Detected.					
	53 4,6-Dinitro-2-methylphenol	198	Compound Not Detected.					
	54 N-Nitrosodiphenylamine	169	13.502	13.497	(0.919)	20093	1.93907	38.54(H)
$	55 2,4,6-Tribromophenol	330	13.668	13.642	(1.104)	42717	23.3370	463.9
	56 4-Bromophenyl-phenylether	248	Compound Not Detected.					
	57 Hexachlorobenzene	284	Compound Not Detected.					
	58 Pentachlorophenol	266	Compound Not Detected.					
*	59 Phenanthrene-d10	188	14.694	14.673	(1.000)	465245	20.0000	
	60 Phenanthrene	178	Compound Not Detected.					
	61 Anthracene	178	Compound Not Detected.					
	62 Carbazole	167	Compound Not Detected.					

	Compounds	QUANT SIG MASS	RT	EXP RT	REL RT	RESPONSE	CONCENTRATIONS ON-COLUMN (ug/mL)	CONCENTRATIONS FINAL (ug/kg)
	63 Di-n-butylphthalate	149	Compound Not Detected.					
	64 Fluoranthene	202	Compound Not Detected.					
	65 Pyrene	202	Compound Not Detected.					
$	66 Terphenyl-d14	244	17.327	17.317	(0.916)	327817	17.4212	346.3
	67 Butylbenzylphthalate	149	Compound Not Detected.					
	68 Benzo(a)anthracene	228	Compound Not Detected.					
*	69 Chrysene-d12	240	18.925	18.909	(1.000)	403685	20.0000	
	70 3,3'-Dichlorobenzidine	252	Compound Not Detected.					
	71 Chrysene	228	Compound Not Detected.					
	72 bis(2-Ethylhexyl)phthalate	149	19.235	19.229	(0.954)	30751	1.62713	32.34
*	134 Di-n-octylphthalate-d4	153	20.159	20.154	(1.000)	686334	20.0000	
	73 Di-n-octylphthalate	149	Compound Not Detected.					
	74 Benzo(b)fluoranthene	252	Compound Not Detected.					
	75 Benzo(k)fluoranthene	252	Compound Not Detected.					
	76 Benzo(a)pyrene	252	Compound Not Detected.					
*	77 Perylene-d12	264	21.051	21.030	(1.000)	364149	20.0000	
	78 Indeno(1,2,3-cd)pyrene	276	Compound Not Detected.					
	79 Dibenzo(a,h)anthracene	278	Compound Not Detected.					
	80 Benzo(g,h,i)perylene	276	Compound Not Detected.					

QC Flag Legend

H - Operator selected an alternate compound hit.

Analytical Resources, Inc.

INTERNAL STANDARD COMPOUNDS
AREA AND RT SUMMARY

Instrument ID: nt4.i
Lab File ID: ii39b.d
Lab Smp Id: II39B
Analysis Type: SV
Quant Type: ISTD
Operator: VS
Method File: /chem3/nt4.i/20050803.b/SW846.m
Misc Info: 05-12531

Calibration Date: 03-AUG-2005
Calibration Time: 16:03
Client Smp ID: S-6-7
Level: LOW
Sample Type: Sediment

		AREA LIMIT			
COMPOUND	STANDARD	LOWER	UPPER	SAMPLE	%DIFF
8 1,4-Dichlorobenze	119650	59825	239300	130839	9.35
27 Naphthalene-d8	453363	226682	906726	503859	11.14
42 Acenaphthene-d10	254006	127003	508012	285710	12.48
59 Phenanthrene-d10	409127	204564	818254	465245	13.72
69 Chrysene-d12	338901	169450	677802	403685	19.12
134 Di-n-octylphthala	610532	305266	1221064	686334	12.42
77 Perylene-d12	332982	166491	665964	364149	9.36

		RT LIMIT			
COMPOUND	STANDARD	LOWER	UPPER	SAMPLE	%DIFF
8 1,4-Dichlorobenze	7.36	6.86	7.86	7.38	0.22
27 Naphthalene-d8	9.52	9.02	10.02	9.53	0.17
42 Acenaphthene-d10	12.35	11.85	12.85	12.38	0.21
59 Phenanthrene-d10	14.67	14.17	15.17	14.69	0.14
69 Chrysene-d12	18.91	18.41	19.41	18.92	0.08
134 Di-n-octylphthala	20.15	19.65	20.65	20.16	0.03
77 Perylene-d12	21.03	20.53	21.53	21.05	0.10

AREA UPPER LIMIT = +100% of internal standard area.
AREA LOWER LIMIT = - 50% of internal standard area.
RT UPPER LIMIT = + 0.50 minutes of internal standard RT.
RT LOWER LIMIT = - 0.50 minutes of internal standard RT.

Analytical Resources, Inc.

RECOVERY REPORT

Client Name: HWA
Sample Matrix: SOLID
Lab Smp Id: II39B
Level: LOW
Data Type: MS DATA
SpikeList File: tclp.spk
Sublist File: PSDDA.sub
Method File: /chem3/nt4.i/20050803.b/SW846.m
Misc Info: 05-12531

Client SDG: II39
Fraction: SV
Client Smp ID: S-6-7
Operator: VS
SampleType: SAMPLE
Quant Type: ISTD

SURROGATE COMPOUND	CONC ADDED ug/kg	CONC RECOVERED ug/kg	% RECOVERED	LIMITS
$ 1 2-Fluorophenol	745.4	458.1	61.45	24-112
$ 2 Phenol-d5	745.4	472.8	63.43	29-109
$ 5 2-Chlorophenol-d4	745.4	463.9	62.23	34-101
$ 10 1,2-Dichlorobenzen	496.9	289.8	58.32	30-84
$ 18 Nitrobenzene-d5	496.9	318.9	64.17	28-103
$ 36 2-Fluorobiphenyl	496.9	324.7	65.34	33-104
$ 55 2,4,6-Tribromophen	745.4	463.9	62.23	27-134
$ 66 Terphenyl-d14	496.9	346.3	69.68	31-120

Data File: /chem3/nt4.i/20050803.b/ii39b.d
Date : 04-AUG-2005 02:37
Client ID: S-6-7
Sample Info: II39B
Volume Injected (uL): 1.0
Column phase: RTX-5

Instrument: nt4.i
Operator: VS
Column diameter: 0.32

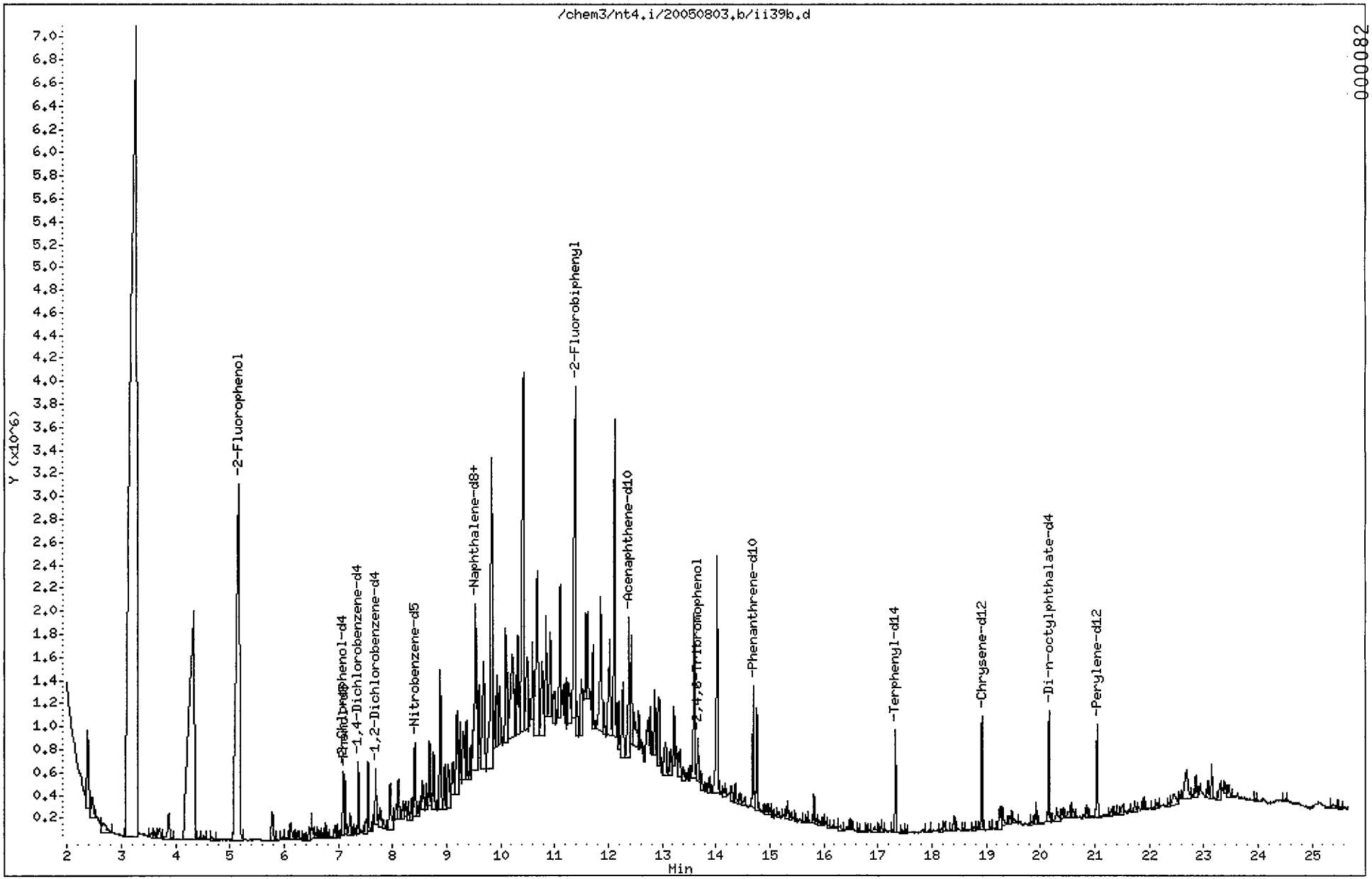

Semivolatile Organics Analysis
Standard Raw Data

prepared
for

ANCHOR ENVIRONMENTAL

KC FORMER SCOTT MILL , 00010501/T2

ARI JOB NO. IH97

prepared
by

Analytical Resources, Inc.

6B

SEMIVOLATILE 8270-C INITIAL CALIBRATION DATA

Lab Name: ANALYTICAL RESOURCES, INC Client: ANCHOR

ARI Job No: IH97 Project: KC ANACORTES FORMER

Instrument ID: NT4 Calibration Date: 08/02/05

LAB FILE ID: RRF1 =0010802 RRF5 =0050802 RRF10 =0100802
RRF25 =0250802 RRF40 =0400802 RRF80 =0800802

COMPOUND	RRF 1	RRF 5	RRF 10	RRF 25	RRF 40	RRF 80	$\overline{RRF}$	%RSD /R^2	
Phenol	1.861	2.149	2.166	2.127	2.276	2.100	2.113	6.5	*
Bis(2-Chloroethyl)ether	1.556	1.655	1.685	1.652	1.755	1.659	1.660	3.9	
2-Chlorophenol	1.191	1.384	1.395	1.403	1.490	1.396	1.376	7.2	
1,3-Dichlorobenzene	1.330	1.465	1.529	1.482	1.542	1.496	1.474	5.2	
1,4-Dichlorobenzene	1.454	1.550	1.534	1.497	1.579	1.530	1.524	2.8	*
1,2-Dichlorobenzene	1.234	1.422	1.482	1.396	1.479	1.410	1.404	6.5	
Benzyl alcohol	0.096	0.630	0.821	0.818	0.928	0.902	0.699	0.998	
2,2'-oxybis(1-Chloropropane)	1.490	1.605	1.615	1.548	1.630	1.553	1.574	3.4	
2-Methylphenol	1.202	1.366	1.280	1.292	1.398	1.306	1.307	5.3	
Hexachloroethane	0.513	0.612	0.623	0.606	0.648	0.621	0.604	7.7	
N-Nitroso-di-n-propylamine	1.206	1.376	1.399	1.273	1.376	1.283	1.319	5.8	~
4-Methylphenol	1.112	1.362	1.401	1.358	1.488	1.403	1.354	9.4	
Nitrobenzene	0.534	0.573	0.569	0.536	0.550	0.522	0.547	3.7	
Isophorone	0.872	0.928	0.933	0.893	0.924	0.903	0.909	2.6	
2-Nitrophenol		0.191	0.194	0.204	0.211	0.208	0.202	4.4	*
2,4-Dimethylphenol	0.346	0.408	0.407	0.409	0.431	0.416	0.403	7.2	
Bis(2-Chloroethoxy)methane	0.504	0.520	0.530	0.517	0.533	0.515	0.520	2.0	
2,4-Dichlorophenol		0.269	0.270	0.282	0.295	0.289	0.281	4.0	*
1,2,4-Trichlorobenzene	0.308	0.319	0.327	0.324	0.332	0.327	0.323	2.6	
Naphthalene	1.078	1.124	1.117	1.086	1.101	1.066	1.095	2.1	
Benzoic acid		0.251	0.294	0.313	0.332	0.351	0.308	12.4	
4-Chloroaniline		0.455	0.456	0.445	0.444	0.439	0.448	1.7	
Hexachlorobutadiene	0.170	0.170	0.168	0.166	0.169	0.164	0.168	1.5	*
4-Chloro-3-methylphenol		0.321	0.337	0.348	0.356	0.354	0.343	4.2	*
2-Methylnaphthalene	0.580	0.628	0.615	0.590	0.606	0.588	0.601	3.0	
Hexachlorocyclopentadiene		0.166	0.190	0.222	0.248	0.247	0.215	16.7	~
2,4,6-Trichlorophenol		0.339	0.352	0.361	0.381	0.383	0.363	5.2	*
2,4,5-Trichlorophenol		0.342	0.363	0.357	0.394	0.389	0.369	5.9	
2-Chloronaphthalene	1.113	1.182	1.172	1.126	1.186	1.127	1.151	2.8	
2-Nitroaniline		0.496	0.495	0.486	0.497	0.485	0.492	1.2	
Acenaphthylene	1.820	1.936	1.913	1.849	1.931	1.848	1.883	2.6	
Dimethylphthalate	1.267	1.337	1.302	1.220	1.291	1.233	1.275	3.5	
2,6-Dinitrotoluene		0.280	0.292	0.288	0.304	0.290	0.291	3.0	
Acenaphthene	1.178	1.263	1.219	1.174	1.232	1.178	1.207	3.0	*
3-Nitroaniline		0.318	0.336	0.327	0.347	0.333	0.332	3.2	
2,4-Dinitrophenol		0.072	0.113	0.140	0.171	0.186	0.136	33.5	~
Dibenzofuran	1.535	1.601	1.568	1.481	1.541	1.490	1.536	3.0	

* Compounds with maximim %RSD = 30%
~ Compounds with minimum average RRF = .05
<- Outside QC limits

FORM VI SV-1

6C

SEMIVOLATILE 8270-C INITIAL CALIBRATION DATA

Lab Name: ANALYTICAL RESOURCES, INC Client: ANCHOR

ARI Job No: IH97 Project: KC ANACORTES FORMER

Instrument ID: NT4 Calibration Date: 08/02/05

LAB FILE ID: RRF1 =0010802 RRF5 =0050802 RRF10 =0100802
RRF25 =0250802 RRF40 =0400802 RRF80 =0800802

COMPOUND	RRF 1	RRF 5	RRF 10	RRF 25	RRF 40	RRF 80	$\overline{RRF}$	%RSD /R^2	
4-Nitrophenol		0.154	0.191	0.210	0.227	0.224	0.201	14.9	~
2,4-Dinitrotoluene		0.361	0.366	0.359	0.378	0.376	0.368	2.3	
Fluorene	1.228	1.302	1.299	1.239	1.322	1.266	1.276	3.0	
4-Chlorophenyl-phenylether	0.612	0.621	0.629	0.596	0.628	0.600	0.614	2.3	
Diethylphthalate	1.254	1.350	1.326	1.234	1.291	1.196	1.275	4.6	
4-Nitroaniline		0.287	0.306	0.305	0.317	0.317	0.306	4.0	
4,6-Dinitro-2-methylphenol		0.120	0.132	0.139	0.158	0.157	0.141	11.6	
N-Nitrosodiphenylamine (1)	0.420	0.461	0.456	0.432	0.469	0.434	0.445	4.3	
4-Bromophenyl-phenylether	0.191	0.215	0.207	0.207	0.213	0.211	0.207	4.2	
Hexachlorobenzene	0.202	0.221	0.221	0.213	0.218	0.216	0.215	3.3	
Pentachlorophenol		0.107	0.119	0.123	0.132	0.138	0.124	9.7	*
Phenanthrene	1.231	1.265	1.215	1.173	1.220	1.192	1.216	2.6	
Anthracene	1.194	1.251	1.219	1.188	1.220	1.173	1.208	2.3	
Carbazole	0.908	0.994	0.976	0.941	0.979	0.971	0.962	3.3	
Di-n-butylphthalate	1.190	1.345	1.352	1.279	1.321	1.270	1.293	4.7	
Fluoranthene	1.067	1.172	1.181	1.133	1.176	1.164	1.149	3.8	*
Pyrene	1.507	1.618	1.580	1.545	1.603	1.524	1.563	2.8	
Butylbenzylphthalate	0.642	0.744	0.746	0.719	0.752	0.718	0.720	5.7	
Benzo(a)anthracene	1.357	1.396	1.377	1.341	1.389	1.399	1.376	1.7	
3,3'-Dichlorobenzidine		0.465	0.444	0.438	0.445	0.483	0.455	4.1	
Chrysene	1.396	1.393	1.343	1.308	1.366	1.311	1.353	2.9	
bis(2-Ethylhexyl)phthalate	0.513	0.561	0.567	0.545	0.576	0.541	0.550	4.1	
Di-n-octylphthalate	1.068	1.095	1.063	1.005	1.031	0.986	1.041	4.0	*
Benzo(b)fluoranthene	1.299	1.303	1.358	1.351	1.374	1.600	1.381	8.1	
Benzo(k)fluoranthene	1.336	1.404	1.322	1.279	1.404	1.186	1.322	6.2	
Benzo(a)pyrene	1.154	1.276	1.240	1.240	1.303	1.223	1.239	4.1	*
Indeno(1,2,3-cd)pyrene	1.104	1.189	1.230	1.326	1.388	1.482	1.286	10.8	
Dibenzo(a,h)anthracene	1.024	1.057	1.230	1.284	1.349	1.300	1.207	11.2	
Benzo(g,h,i)perylene	1.177	1.280	1.307	1.377	1.420	1.335	1.316	6.4	
2-Fluorophenol		1.384	1.373	1.342	1.476	1.424	1.400	3.7	
Phenol-d5		1.746	1.678	1.831	1.955	1.858	1.814	5.9	
2-Chlorophenol-d4		1.486	1.442	1.382	1.486	1.443	1.448	2.9	
1,2-Dichlorobenzene-d4		0.932	0.903	0.894	0.942	0.910	0.916	2.2	
Nitrobenzene-d5		0.551	0.538	0.524	0.538	0.525	0.535	2.1	
2-Fluorobiphenyl		1.369	1.303	1.261	1.327	1.265	1.305	3.5	
2,4,6-Tribromophenol		0.122	0.129	0.123	0.135	0.132	0.128	4.4	

(1) Cannot be seperated from Diphenylamine
* Compounds with maximim %RSD = 30%
~ Compounds with minimum average RRF = .05
<- Outside QC limits

FORM VI SV-2

6C

SEMIVOLATILE 8270-C INITIAL CALIBRATION DATA

Lab Name: ANALYTICAL RESOURCES, INC Client: ANCHOR

ARI Job No: IH97 Project: KC ANACORTES FORMER

Instrument ID: NT4 Calibration Date: 08/02/05

LAB FILE ID: RRF1 =0010802 RRF5 =0050802 RRF10 =0100802
RRF25 =0250802 RRF40 =0400802 RRF80 =0800802

COMPOUND	RRF 1	RRF 5	RRF 10	RRF 25	RRF 40	RRF 80	$\overline{RRF}$	%RSD /R^2
Terphenyl-d14		0.969	0.924	0.905	0.950	0.914	0.932	2.8

* Compounds with maximim %RSD = 30%
~ Compounds with minimum average RRF = .05
<- Outside QC limits

FORM VI SV-3

Analytical Resources, Inc.

INITIAL CALIBRATION DATA

Start Cal Date : 02-AUG-2005 17:35
End Cal Date : 02-AUG-2005 20:22
Quant Method : ISTD
Origin : Disabled
Target Version : 3.50
Integrator : HP RTE
Method file : /chem3/nt4.i/20050802.b/SW846.m
Cal Date : 03-Aug-2005 13:27 jeff
Curve Type : Average

Calibration File Names:
Level 1: /chem3/nt4.i/20050802.b/0010802.d
Level 2: /chem3/nt4.i/20050802.b/0050802.d
Level 3: /chem3/nt4.i/20050802.b/0100802.d
Level 4: /chem3/nt4.i/20050802.b/0250802.d
Level 5: /chem3/nt4.i/20050802.b/0400802.d
Level 6: /chem3/nt4.i/20050802.b/0800802.d

Compound	1.000 Level 1	5.000 Level 2	10.000 Level 3	25.000 Level 4	40.000 Level 5	80.000 Level 6	___ RRF	% RSD	
138 Chlorobenzilate	+++++	+++++	+++++	+++++	+++++	+++++	+++++	+++++	<-
139 Isodrin	+++++	+++++	+++++	+++++	+++++	+++++	+++++	+++++	<-
140 Diallate A	+++++	+++++	+++++	+++++	+++++	+++++	+++++	+++++	<-
141 Diallate B	+++++	+++++	+++++	+++++	+++++	+++++	+++++	+++++	<-
142 1,2-Dibromo-3-Chloropropane	+++++	+++++	+++++	+++++	+++++	+++++	+++++	+++++	<-
135 2,3,5,6-Tetrachlorophenol	+++++	+++++	+++++	+++++	+++++	+++++	+++++	+++++	<-
136 2,3,4,5-tetrachlorophenol	+++++	+++++	+++++	+++++	+++++	+++++	+++++	+++++	<-
133 Butylatedhydroxytoluene	0.89194	0.94332	0.91806	0.93567	0.92676	0.87952	0.91588	2.746	
132 3,6-Dimethylphenanthrene	+++++	+++++	+++++	+++++	+++++	+++++	+++++	+++++	<-
131 1-Methylphenanthrene	+++++	+++++	+++++	+++++	+++++	+++++	+++++	+++++	<-
130 Dibenzothiophene	+++++	+++++	+++++	+++++	+++++	+++++	+++++	+++++	<-
129 1-Methylfluorene	+++++	+++++	+++++	+++++	+++++	+++++	+++++	+++++	<-
128 N-Hexadecane	+++++	+++++	+++++	+++++	+++++	+++++	+++++	+++++	<-
127 2-Isopropylnaphthalene	+++++	+++++	+++++	+++++	+++++	+++++	+++++	+++++	<-
126 N-Tetradecane	+++++	+++++	+++++	+++++	+++++	+++++	+++++	+++++	<-
144 alpha-Terpineol	0.15312	0.16893	0.17745	0.12564	0.18202	0.17686	0.16400	13.034	
125 Safrole	+++++	+++++	+++++	+++++	+++++	+++++	+++++	+++++	<-
124 3,4-Dimethylphenol	+++++	+++++	+++++	+++++	+++++	+++++	+++++	+++++	<-
123 Acetophenone	+++++	+++++	+++++	+++++	+++++	+++++	+++++	+++++	<-
122 Furfuraldehyde	+++++	+++++	+++++	+++++	+++++	+++++	+++++	+++++	<-
143 1,4-Dioxane	+++++	+++++	+++++	+++++	+++++	+++++	+++++	+++++	<-

Analytical Resources, Inc.

INITIAL CALIBRATION DATA

Start Cal Date : 02-AUG-2005 17:35
End Cal Date : 02-AUG-2005 20:22
Quant Method : ISTD
Origin : Disabled
Target Version : 3.50
Integrator : HP RTE
Method file : /chem3/nt4.i/20050802.b/SW846.m
Cal Date : 03-Aug-2005 13:27 jeff
Curve Type : Average

	Compound	1.000 Level 1	5.000 Level 2	10.000 Level 3	25.000 Level 4	40.000 Level 5	80.000 Level 6	RRF	% RSD	
121	Quinoline	+++++	+++++	+++++	+++++	+++++	+++++	+++++	+++++	<-
120	2,3,4,6-Tetrachlorophenol	+++++	+++++	+++++	+++++	+++++	+++++	+++++	+++++	<-
119	7,12-Dimethylbenz(a)anthracen	+++++	+++++	+++++	+++++	+++++	+++++	+++++	+++++	<-
118	Triphenyl Phosphate	0.20135	0.21931	0.22239	0.20677	0.21382	0.20884	0.21208	3.744	
117	Butyl Diphenyl Phosphate	0.29828	0.36216	0.35133	0.33347	0.34695	0.30380	0.33266	7.883	
116	Dibutyl Phenyl Phosphate	0.47525	0.58813	0.59431	0.57405	0.60682	0.58213	0.57012	8.381	
115	Tributyl Phosphate	1.01970	1.19315	1.17032	1.11244	1.13046	1.05669	1.11379	5.940	
114	Beta-Pinene	+++++	+++++	+++++	+++++	+++++	+++++	+++++	+++++	<-
113	Diphenyl Oxide	+++++	+++++	+++++	+++++	+++++	+++++	+++++	+++++	<-
112	Biphenyl	+++++	+++++	+++++	+++++	+++++	+++++	+++++	+++++	<-
111	Azobenzene (1,2-DP-Hydrazine)	1.85831	1.98200	1.95649	1.78776	1.86277	1.76289	1.86837	4.693	
110	Tetrachloroguaiacol	+++++	+++++	+++++	+++++	+++++	+++++	+++++	+++++	<-
109	3,4,5-Trichloroguaiacol	+++++	+++++	+++++	+++++	+++++	+++++	+++++	+++++	<-
108	4,5,6-Trichloroguaiacol	+++++	+++++	+++++	+++++	+++++	+++++	+++++	+++++	<-
107	4,5-Dichloro-2-Methoxyphenol	+++++	+++++	+++++	+++++	+++++	+++++	+++++	+++++	<-
106	Guaiacol	+++++	+++++	+++++	+++++	+++++	+++++	+++++	+++++	<-
105	1-methylnaphthalene	0.59953	0.62400	0.62006	0.59720	0.61545	0.60202	0.60971	1.889	
3	Phenol	1.86124	2.14869	2.16601	2.12734	2.27657	2.10037	2.11337	6.508	
4	Bis(2-Chloroethyl)ether	1.55644	1.65465	1.68482	1.65203	1.75549	1.65921	1.66044	3.861	
6	2-Chlorophenol	1.19113	1.38445	1.39542	1.40345	1.48978	1.39640	1.37677	7.171	
7	1,3-Dichlorobenzene	1.33035	1.46490	1.52944	1.48216	1.54216	1.49616	1.47420	5.166	
9	1,4-Dichlorobenzene	1.45439	1.54989	1.53453	1.49714	1.57895	1.52953	1.52407	2.845	
11	Benzyl alcohol	0.09578	0.63035	0.82142	0.81785	0.92838	0.90212	0.69932	44.837	LIN
12	1,2-Dichlorobenzene	1.23400	1.42197	1.48200	1.39578	1.47940	1.41028	1.40390	6.458	
13	2-Methylphenol	1.20213	1.36554	1.27978	1.29252	1.39854	1.30649	1.30750	5.271	
14	2,2'-oxybis(1-Chloropropane)	1.49005	1.60474	1.61548	1.54807	1.62961	1.55263	1.57343	3.355	
15	4-Methylphenol	1.11242	1.36205	1.40064	1.35816	1.48801	1.40276	1.35401	9.398	
16	N-Nitroso-di-n-propylamine	1.20630	1.37599	1.39912	1.27304	1.37646	1.28294	1.31898	5.782	
17	Hexachloroethane	0.51325	0.61160	0.62265	0.60647	0.64825	0.62106	0.60388	7.730	

OK DRM 8/03/05

Analytical Resources, Inc.

INITIAL CALIBRATION DATA

Start Cal Date : 02-AUG-2005 17:35
End Cal Date : 02-AUG-2005 20:22
Quant Method : ISTD
Origin : Disabled
Target Version : 3.50
Integrator : HP RTE
Method file : /chem3/nt4.i/20050802.b/SW846.m
Cal Date : 03-Aug-2005 13:27 jeff
Curve Type : Average

Compound	1.000 Level 1	5.000 Level 2	10.000 Level 3	25.000 Level 4	40.000 Level 5	80.000 Level 6	RRF	% RSD	
19 Nitrobenzene	0.53434	0.57343	0.56886	0.53558	0.55027	0.52242	0.54748	3.726	
20 Isophorone	0.87173	0.92765	0.93306	0.89346	0.92375	0.90278	0.90874	2.610	
21 2-Nitrophenol	+++++	0.19113	0.19369	0.20450	0.21119	0.20815	0.20173	4.402	
22 2,4-Dimethylphenol	0.34623	0.40778	0.40664	0.40925	0.43095	0.41553	0.40273	7.227	
23 Bis(2-Chloroethoxy)methane	0.50387	0.51972	0.53027	0.51675	0.53267	0.51513	0.51974	2.036	
24 Benzoic acid	+++++	0.25124	0.29362	0.31266	0.33188	0.35093	0.30806	12.428	
25 2,4-Dichlorophenol	+++++	0.26943	0.27034	0.28180	0.29511	0.28939	0.28122	4.044	
26 1,2,4-Trichlorobenzene	0.30834	0.31925	0.32703	0.32351	0.33201	0.32744	0.32293	2.576	
28 Naphthalene	1.07752	1.12354	1.11726	1.08584	1.10113	1.06597	1.09521	2.074	
29 4-Chloroaniline	+++++	0.45547	0.45623	0.44506	0.44441	0.43885	0.44801	1.688	
30 Hexachlorobutadiene	0.16985	0.17014	0.16833	0.16576	0.16938	0.16391	0.16790	1.500	
31 4-Chloro-3-methylphenol	+++++	0.32097	0.33736	0.34782	0.35616	0.35383	0.34323	4.198	
32 2-Methylnaphthalene	0.57986	0.62788	0.61539	0.59052	0.60556	0.58804	0.60121	3.044	
33 Hexachlorocyclopentadiene	+++++	0.16657	0.18986	0.22223	0.24857	0.24691	0.21483	16.743	PP
34 2,4,6-Trichlorophenol	+++++	0.33940	0.35245	0.36079	0.38141	0.38347	0.36350	5.201	
35 2,4,5-Trichlorophenol	+++++	0.34242	0.36262	0.35733	0.39368	0.38922	0.36905	5.907	
37 2-Chloronaphthalene	1.11295	1.18156	1.17194	1.12588	1.18657	1.12729	1.15103	2.823	
38 2-Nitroaniline	+++++	0.49623	0.49512	0.48564	0.49683	0.48511	0.49179	1.198	
39 Dimethylphthalate	1.26662	1.33675	1.30196	1.22013	1.29136	1.23270	1.27492	3.451	
40 Acenaphthylene	1.81979	1.93617	1.91300	1.84920	1.93092	1.84764	1.88279	2.646	
41 2,6-Dinitrotoluene	+++++	0.27991	0.29240	0.28856	0.30395	0.29036	0.29104	2.971	
43 3-Nitroaniline	+++++	0.31852	0.33648	0.32728	0.34673	0.33281	0.33237	3.159	
44 Acenaphthene	1.17758	1.26290	1.21923	1.17397	1.23163	1.17822	1.20725	3.025	
45 2,4-Dinitrophenol	+++++	0.07238	0.11261	0.14048	0.17068	0.18625	0.13648	33.460	PP
46 Dibenzofuran	1.53545	1.60133	1.56792	1.48143	1.54089	1.49052	1.53626	2.963	
47 4-Nitrophenol	+++++	0.15419	0.19104	0.21021	0.22692	0.22415	0.20130	14.865	
48 2,4-Dinitrotoluene	+++++	0.36112	0.36648	0.35863	0.37773	0.37585	0.36796	2.328	
49 Fluorene	1.22770	1.30238	1.29887	1.23881	1.32200	1.26596	1.27595	2.964	
50 Diethylphthalate	1.25411	1.35026	1.32585	1.23366	1.29103	1.19637	1.27521	4.550	

Analytical Resources, Inc.

INITIAL CALIBRATION DATA

Start Cal Date : 02-AUG-2005 17:35
End Cal Date : 02-AUG-2005 20:22
Quant Method : ISTD
Origin : Disabled
Target Version : 3.50
Integrator : HP RTE
Method file : /chem3/nt4.i/20050802.b/SW846.m
Cal Date : 03-Aug-2005 13:27 jeff
Curve Type : Average

Compound	1.000 Level 1	5.000 Level 2	10.000 Level 3	25.000 Level 4	40.000 Level 5	80.000 Level 6	___ RRF	% RSD	
51 4-Chlorophenyl-phenylether	0.61170	0.62073	0.62864	0.59616	0.62810	0.59978	0.61419	2.284	
52 4-Nitroaniline	+++++	0.28724	0.30618	0.30479	0.31739	0.31698	0.30651	4.004	
53 4,6-Dinitro-2-methylphenol	+++++	0.11998	0.13177	0.13873	0.15774	0.15708	0.14106	11.601	
54 N-Nitrosodiphenylamine	0.42002	0.46118	0.45641	0.43259	0.46873	0.43378	0.44545	4.328	
56 4-Bromophenyl-phenylether	0.19095	0.21491	0.20719	0.20695	0.21326	0.21084	0.20735	4.169	
57 Hexachlorobenzene	0.20222	0.22116	0.22122	0.21262	0.21766	0.21619	0.21518	3.311	
58 Pentachlorophenol	+++++	0.10679	0.11866	0.12308	0.13218	0.13759	0.12366	9.710	
60 Phenanthrene	1.23105	1.26513	1.21500	1.17307	1.22055	1.19241	1.21620	2.616	
61 Anthracene	1.19407	1.25147	1.21861	1.18764	1.22056	1.17324	1.20760	2.335	
62 Carbazole	0.90849	0.99392	0.97603	0.94098	0.97906	0.97133	0.96163	3.255	
63 Di-n-butylphthalate	1.19038	1.34539	1.35208	1.27911	1.32134	1.27060	1.29315	4.674	
64 Fluoranthene	1.06742	1.17195	1.18110	1.13264	1.17635	1.16404	1.14892	3.785	
65 Pyrene	1.50734	1.61803	1.57979	1.54462	1.60293	1.52371	1.56273	2.845	
67 Butylbenzylphthalate	0.64231	0.74407	0.74584	0.71897	0.75231	0.71773	0.72020	5.668	
68 Benzo(a)anthracene	1.35665	1.39601	1.37692	1.34064	1.38920	1.39898	1.37640	1.697	
70 3,3'-Dichlorobenzidine	+++++	0.46465	0.44458	0.43789	0.44472	0.48269	0.45491	4.063	
71 Chrysene	1.39637	1.39318	1.34285	1.30799	1.36621	1.31065	1.35287	2.880	
72 bis(2-Ethylhexyl)phthalate	0.51309	0.56120	0.56694	0.54547	0.57629	0.54134	0.55072	4.108	
73 Di-n-octylphthalate	1.06839	1.09516	1.06341	1.00492	1.03102	0.98559	1.04141	3.995	
74 Benzo(b)fluoranthene	1.29925	1.30261	1.35762	1.35115	1.37371	1.60041	1.38079	8.094	
75 Benzo(k)fluoranthene	1.33551	1.40457	1.32175	1.27923	1.40440	1.18615	1.32194	6.245	
76 Benzo(a)pyrene	1.15374	1.27648	1.24059	1.23951	1.30291	1.22314	1.23940	4.116	
78 Indeno(1,2,3-cd)pyrene	1.10435	1.18932	1.22988	1.32629	1.38798	1.48181	1.28660	10.762	
79 Dibenzo(a,h)anthracene	1.02358	1.05676	1.22954	1.28354	1.34897	1.29979	1.20703	11.198	
80 Benzo(g,h,i)perylene	1.17734	1.28039	1.30736	1.37725	1.42004	1.33546	1.31631	6.404	
90 N-Nitrosodimethylamine	+++++	1.01141	1.04927	0.55622	1.10711	1.01453	0.94771	23.447	PP
91 Aniline	+++++	2.41288	2.43723	2.39730	2.34310	2.21917	2.36194	3.682	
92 1,2-Diphenylhydrazine	+++++	+++++	+++++	+++++	+++++	+++++	+++++	+++++	<-
93 Benzidine	+++++	0.42695	0.35335	0.45110	0.25031	0.21659	0.33966	30.652	PP

Analytical Resources, Inc.

INITIAL CALIBRATION DATA

Start Cal Date : 02-AUG-2005 17:35
End Cal Date : 02-AUG-2005 20:22
Quant Method : ISTD
Origin : Disabled
Target Version : 3.50
Integrator : HP RTE
Method file : /chem3/nt4.i/20050802.b/SW846.m
Cal Date : 03-Aug-2005 13:27 jeff
Curve Type : Average

	Compound	1.000 Level 1	5.000 Level 2	10.000 Level 3	25.000 Level 4	40.000 Level 5	80.000 Level 6	___ RRF	% RSD	
	96 p-Cymene	+++++	+++++	+++++	+++++	+++++	+++++	+++++	+++++	<-
	97 Caffeine	+++++	+++++	+++++	+++++	+++++	+++++	+++++	+++++	<-
	98 Retene	0.42209	0.50706	0.50927	0.49522	0.51197	0.49635	0.49033	6.960	
	99 Perylene	+++++	+++++	+++++	+++++	+++++	+++++	+++++	+++++	<-
	100 3-beta-Coprostanol	+++++	+++++	+++++	+++++	+++++	+++++	+++++	+++++	<-
	101 Cholesterol	+++++	+++++	+++++	+++++	+++++	+++++	+++++	+++++	<-
	102 beta-Sitosterol	+++++	+++++	+++++	+++++	+++++	+++++	+++++	+++++	<-
	103 Pyridine	+++++	1.45158	1.64033	0.71230	1.80701	1.81498	1.48524	30.760	PP
$	1 2-Fluorophenol	+++++	1.38360	1.37283	1.34160	1.47641	1.42382	1.39965	3.716	
$	137 d8-1,4-Dioxane	+++++	+++++	+++++	+++++	+++++	+++++	+++++	+++++	<-
$	2 Phenol-d5	+++++	1.74599	1.67777	1.83122	1.95536	1.85813	1.81369	5.875	
$	5 2-Chlorophenol-d4	+++++	1.48617	1.44193	1.38207	1.48552	1.44340	1.44782	2.944	
$	10 1,2-Dichlorobenzene-d4	+++++	0.93161	0.90291	0.89417	0.94158	0.90958	0.91597	2.175	
$	18 Nitrobenzene-d5	+++++	0.55130	0.53858	0.52396	0.53824	0.52461	0.53534	2.126	
$	36 2-Fluorobiphenyl	+++++	1.36902	1.30347	1.26074	1.32730	1.26496	1.30510	3.461	
$	55 2,4,6-Tribromophenol	+++++	0.12166	0.12898	0.12324	0.13473	0.13206	0.12813	4.371	
$	66 Terphenyl-d14	+++++	0.96920	0.92374	0.90509	0.94955	0.91376	0.93227	2.846	
$	85 p-Cresol-d4	+++++	+++++	+++++	+++++	+++++	+++++	+++++	+++++	<-
$	86 Anthracene-d10	+++++	+++++	+++++	+++++	+++++	+++++	+++++	+++++	<-
$	87 Fluoranthene-d10	+++++	+++++	+++++	+++++	+++++	+++++	+++++	+++++	<-
$	88 Dibenz(a,h)anthracene-d14	+++++	+++++	+++++	+++++	+++++	+++++	+++++	+++++	<-
$	89 Diphenyl-d10	+++++	+++++	+++++	+++++	+++++	+++++	+++++	+++++	<-
$	95 D10-1-methylnaphthalene	+++++	+++++	+++++	+++++	+++++	+++++	+++++	+++++	<-

Analytical Resources, Inc.

INITIAL CALIBRATION DATA

Start Cal Date : 02-AUG-2005 17:35
End Cal Date : 02-AUG-2005 20:22
Quant Method : ISTD
Origin : Force
Target Version : 3.50
Integrator : HP RTE
Method file : /chem3/nt4.i/20050802.b/SW846.m
Cal Date : 03-Aug-2005 13:27 jeff

Calibration File Names:
Level 1: /chem3/nt4.i/20050802.b/0010802.d
Level 2: /chem3/nt4.i/20050802.b/0050802.d
Level 3: /chem3/nt4.i/20050802.b/0100802.d
Level 4: /chem3/nt4.i/20050802.b/0250802.d
Level 5: /chem3/nt4.i/20050802.b/0400802.d
Level 6: /chem3/nt4.i/20050802.b/0800802.d

Compound	1 Level 1	5 Level 2	10 Level 3	25 Level 4	40 Level 5	80 Level 6	Curve	Coefficients b	m1	m2	%RSD or R^2	
138 Chlorobenzilate	+++++	+++++	+++++	+++++	+++++	+++++	AVRG		0.000e+00		0.000e+00	<-
139 Isodrin	+++++	+++++	+++++	+++++	+++++	+++++	AVRG		0.000e+00		0.000e+00	<-
140 Diallate A	+++++	+++++	+++++	+++++	+++++	+++++	AVRG		0.000e+00		0.000e+00	<-
141 Diallate B	+++++	+++++	+++++	+++++	+++++	+++++	AVRG		0.000e+00		0.000e+00	<-
142 1,2-Dibromo-3-Chloropropane	+++++	+++++	+++++	+++++	+++++	+++++	AVRG		0.000e+00		0.000e+00	<-
135 2,3,5,6-Tetrachlorophenol	+++++	+++++	+++++	+++++	+++++	+++++	AVRG		0.000e+00		0.000e+00	<-
136 2,3,4,5-tetrachlorophenol	+++++	+++++	+++++	+++++	+++++	+++++	AVRG		0.000e+00		0.000e+00	<-
133 Butylatedhydroxytoluene	0.89194	0.94332	0.91806	0.93567	0.92676	0.87952	AVRG		0.91588		2.74633	
132 3,6-Dimethylphenanthrene	+++++	+++++	+++++	+++++	+++++	+++++	AVRG		0.000e+00		0.000e+00	<-
131 1-Methylphenanthrene	+++++	+++++	+++++	+++++	+++++	+++++	AVRG		0.000e+00		0.000e+00	<-
130 Dibenzothiophene	+++++	+++++	+++++	+++++	+++++	+++++	AVRG		0.000e+00		0.000e+00	<-
129 1-Methylfluorene	+++++	+++++	+++++	+++++	+++++	+++++	AVRG		0.000e+00		0.000e+00	<-
128 N-Hexadecane	+++++	+++++	+++++	+++++	+++++	+++++	AVRG		0.000e+00		0.000e+00	<-
127 2-Isopropylnaphthalene	+++++	+++++	+++++	+++++	+++++	+++++	AVRG		0.000e+00		0.000e+00	<-

Analytical Resources, Inc.

INITIAL CALIBRATION DATA

Start Cal Date : 02-AUG-2005 17:35
End Cal Date : 02-AUG-2005 20:22
Quant Method : ISTD
Origin : Force
Target Version : 3.50
Integrator : HP RTE
Method file : /chem3/nt4.i/20050802.b/SW846.m
Cal Date : 03-Aug-2005 13:27 jeff

Compound	1 Level 1	5 Level 2	10 Level 3	25 Level 4	40 Level 5	80 Level 6	Curve	Coefficients b	m1	m2	%RSD or R^2	
126 N-Tetradecane	+++++	+++++	+++++	+++++	+++++	+++++	AVRG	0.000e+00			0.000e+00	<-
144 alpha-Terpineol	0.15312	0.16893	0.17745	0.12564	0.18202	0.17686	AVRG		0.16400		13.03391	
125 Safrole	+++++	+++++	+++++	+++++	+++++	+++++	AVRG	0.000e+00			0.000e+00	<-
124 3,4-Dimethylphenol	+++++	+++++	+++++	+++++	+++++	+++++	AVRG	0.000e+00			0.000e+00	<-
123 Acetophenone	+++++	+++++	+++++	+++++	+++++	+++++	AVRG	0.000e+00			0.000e+00	<-
122 Furfuraldehyde	+++++	+++++	+++++	+++++	+++++	+++++	AVRG	0.000e+00			0.000e+00	<-
143 1,4-Dioxane	+++++	+++++	+++++	+++++	+++++	+++++	AVRG	0.000e+00			0.000e+00	<-
121 Quinoline	+++++	+++++	+++++	+++++	+++++	+++++	AVRG	0.000e+00			0.000e+00	<-
120 2,3,4,6-Tetrachlorophenol	+++++	+++++	+++++	+++++	+++++	+++++	AVRG	0.000e+00			0.000e+00	<-
119 7,12-Dimethylbenz(a)anthracen	+++++	+++++	+++++	+++++	+++++	+++++	AVRG	0.000e+00			0.000e+00	<-
118 Triphenyl Phosphate	0.20135	0.21931	0.22239	0.20677	0.21382	0.20884	AVRG		0.21208		3.74421	
117 Butyl Diphenyl Phosphate	0.29828	0.36216	0.35133	0.33347	0.34695	0.30380	AVRG		0.33266		7.88276	
116 Dibutyl Phenyl Phosphate	0.47525	0.58813	0.59431	0.57405	0.60682	0.58213	AVRG		0.57012		8.38129	
115 Tributyl Phosphate	1.01970	1.19315	1.17032	1.11244	1.13046	1.05669	AVRG		1.11379		5.94011	
114 Beta-Pinene	+++++	+++++	+++++	+++++	+++++	+++++	AVRG	0.000e+00			0.000e+00	<-
113 Diphenyl Oxide	+++++	+++++	+++++	+++++	+++++	+++++	AVRG	0.000e+00			0.000e+00	<-
112 Biphenyl	+++++	+++++	+++++	+++++	+++++	+++++	AVRG	0.000e+00			0.000e+00	<-
111 Azobenzene (1,2-DP-Hydrazine)	1.85831	1.98200	1.95649	1.78776	1.86277	1.76289	AVRG		1.86837		4.69255	
110 Tetrachloroguaiacol	+++++	+++++	+++++	+++++	+++++	+++++	AVRG	0.000e+00			0.000e+00	<-
109 3,4,5-Trichloroguaiacol	+++++	+++++	+++++	+++++	+++++	+++++	AVRG	0.000e+00			0.000e+00	<-
108 4,5,6-Trichloroguaiacol	+++++	+++++	+++++	+++++	+++++	+++++	AVRG	0.000e+00			0.000e+00	<-
107 4,5-Dichloro-2-Methoxyphenol	+++++	+++++	+++++	+++++	+++++	+++++	AVRG	0.000e+00			0.000e+00	<-

Analytical Resources, Inc.

INITIAL CALIBRATION DATA

Start Cal Date : 02-AUG-2005 17:35
End Cal Date : 02-AUG-2005 20:22
Quant Method : ISTD
Origin : Force
Target Version : 3.50
Integrator : HP RTE
Method file : /chem3/nt4.i/20050802.b/SW846.m
Cal Date : 03-Aug-2005 13:27 jeff

Compound	1 Level 1	5 Level 2	10 Level 3	25 Level 4	40 Level 5	80 Level 6	Curve	Coefficients b	m1	m2	%RSD or R^2	
106 Guaiacol	+++++	+++++	+++++	+++++	+++++	+++++	AVRG		0.000e+00		0.000e+00	<-
105 1-methylnaphthalene	0.59953	0.62400	0.62006	0.59720	0.61545	0.60202	AVRG		0.60971		1.88934	
3 Phenol	1.86124	2.14869	2.16601	2.12734	2.27657	2.10037	AVRG		2.11337		6.50812	
4 Bis(2-Chloroethyl)ether	1.55644	1.65465	1.68482	1.65203	1.75549	1.65921	AVRG		1.66044		3.86113	
6 2-Chlorophenol	1.19113	1.38445	1.39542	1.40345	1.48978	1.39640	AVRG		1.37677		7.17104	
7 1,3-Dichlorobenzene	1.33035	1.46490	1.52944	1.48216	1.54216	1.49616	AVRG		1.47420		5.16565	
9 1,4-Dichlorobenzene	1.45439	1.54989	1.53453	1.49714	1.57895	1.52953	AVRG		1.52407		2.84458	
11 Benzyl alcohol	505	15561	42173	126776	184026	367423	LINR	0.000e+00	0.90021		0.99760	
12 1,2-Dichlorobenzene	1.23400	1.42197	1.48200	1.39578	1.47940	1.41028	AVRG		1.40390		6.45802	
13 2-Methylphenol	1.20213	1.36554	1.27978	1.29252	1.39854	1.30649	AVRG		1.30750		5.27141	
14 2,2'-oxybis(1-Chloropropane)	1.49005	1.60474	1.61548	1.54807	1.62961	1.55263	AVRG		1.57343		3.35492	
15 4-Methylphenol	1.11242	1.36205	1.40064	1.35816	1.48801	1.40276	AVRG		1.35401		9.39762	
16 N-Nitroso-di-n-propylamine	1.20630	1.37599	1.39912	1.27304	1.37646	1.28294	AVRG		1.31898		5.78203	
17 Hexachloroethane	0.51325	0.61160	0.62265	0.60647	0.64825	0.62106	AVRG		0.60388		7.73046	
19 Nitrobenzene	0.53434	0.57343	0.56886	0.53558	0.55027	0.52242	AVRG		0.54748		3.72582	
20 Isophorone	0.87173	0.92765	0.93306	0.89346	0.92375	0.90278	AVRG		0.90874		2.61015	
21 2-Nitrophenol	+++++	0.19113	0.19369	0.20450	0.21119	0.20815	AVRG		0.20173		4.40180	
22 2,4-Dimethylphenol	0.34623	0.40778	0.40664	0.40925	0.43095	0.41553	AVRG		0.40273		7.22698	
23 Bis(2-Chloroethoxy)methane	0.50387	0.51972	0.53027	0.51675	0.53267	0.51513	AVRG		0.51974		2.03607	
24 Benzoic acid	+++++	0.25124	0.29362	0.31266	0.33188	0.35093	AVRG		0.30806		12.42815	
25 2,4-Dichlorophenol	+++++	0.26943	0.27034	0.28180	0.29511	0.28939	AVRG		0.28122		4.04375	
26 1,2,4-Trichlorobenzene	0.30834	0.31925	0.32703	0.32351	0.33201	0.32744	AVRG		0.32293		2.57632	

Analytical Resources, Inc.

INITIAL CALIBRATION DATA

560000

Start Cal Date : 02-AUG-2005 17:35
End Cal Date : 02-AUG-2005 20:22
Quant Method : ISTD
Origin : Force
Target Version : 3.50
Integrator : HP RTE
Method file : /chem3/nt4.i/20050802.b/SW846.m
Cal Date : 03-Aug-2005 13:27 jeff

Compound	1 Level 1	5 Level 2	10 Level 3	25 Level 4	40 Level 5	80 Level 6	Curve	Coefficients b	m1	m2	%RSD or R^2
28 Naphthalene	1.07752	1.12354	1.11726	1.08584	1.10113	1.06597	AVRG		1.09521		2.07382
29 4-Chloroaniline	+++++	0.45547	0.45623	0.44506	0.44441	0.43885	AVRG		0.44801		1.68827
30 Hexachlorobutadiene	0.16985	0.17014	0.16833	0.16576	0.16938	0.16391	AVRG		0.16790		1.49964
31 4-Chloro-3-methylphenol	+++++	0.32097	0.33736	0.34782	0.35616	0.35383	AVRG		0.34323		4.19810
32 2-Methylnaphthalene	0.57986	0.62788	0.61539	0.59052	0.60556	0.58804	AVRG		0.60121		3.04437
33 Hexachlorocyclopentadiene	+++++	0.16657	0.18986	0.22223	0.24857	0.24691	AVRG		0.21483		16.74286
34 2,4,6-Trichlorophenol	+++++	0.33940	0.35245	0.36079	0.38141	0.38347	AVRG		0.36350		5.20138
35 2,4,5-Trichlorophenol	+++++	0.34242	0.36262	0.35733	0.39368	0.38922	AVRG		0.36905		5.90746
37 2-Chloronaphthalene	1.11295	1.18156	1.17194	1.12588	1.18657	1.12729	AVRG		1.15103		2.82300
38 2-Nitroaniline	+++++	0.49623	0.49512	0.48564	0.49683	0.48511	AVRG		0.49179		1.19797
39 Dimethylphthalate	1.26662	1.33675	1.30196	1.22013	1.29136	1.23270	AVRG		1.27492		3.45077
40 Acenaphthylene	1.81979	1.93617	1.91300	1.84920	1.93092	1.84764	AVRG		1.88279		2.64618
41 2,6-Dinitrotoluene	+++++	0.27991	0.29240	0.28856	0.30395	0.29036	AVRG		0.29104		2.97137
43 3-Nitroaniline	+++++	0.31852	0.33648	0.32728	0.34673	0.33281	AVRG		0.33237		3.15938
44 Acenaphthene	1.17758	1.26290	1.21923	1.17397	1.23163	1.17822	AVRG		1.20725		3.02451
45 2,4-Dinitrophenol	+++++	0.07238	0.11261	0.14048	0.17068	0.18625	AVRG		0.13648		33.46033
46 Dibenzofuran	1.53545	1.60133	1.56792	1.48143	1.54089	1.49052	AVRG		1.53626		2.96266
47 4-Nitrophenol	+++++	0.15419	0.19104	0.21021	0.22692	0.22415	AVRG		0.20130		14.86533
48 2,4-Dinitrotoluene	+++++	0.36112	0.36648	0.35863	0.37773	0.37585	AVRG		0.36796		2.32802
49 Fluorene	1.22770	1.30238	1.29887	1.23881	1.32200	1.26596	AVRG		1.27595		2.96408
50 Diethylphthalate	1.25411	1.35026	1.32585	1.23366	1.29103	1.19637	AVRG		1.27521		4.55015
51 4-Chlorophenyl-phenylether	0.61170	0.62073	0.62864	0.59616	0.62810	0.59978	AVRG		0.61419		2.28414

Analytical Resources, Inc.

INITIAL CALIBRATION DATA

960000

Start Cal Date : 02-AUG-2005 17:35
End Cal Date : 02-AUG-2005 20:22
Quant Method : ISTD
Origin : Force
Target Version : 3.50
Integrator : HP RTE
Method file : /chem3/nt4.i/20050802.b/SW846.m
Cal Date : 03-Aug-2005 13:27 jeff

Compound	1 Level 1	5 Level 2	10 Level 3	25 Level 4	40 Level 5	80 Level 6	Curve	Coefficients b	m1	m2	%RSD or R^2
52 4-Nitroaniline	+++++	0.28724	0.30618	0.30479	0.31739	0.31698	AVRG		0.30651		4.00399
53 4,6-Dinitro-2-methylphenol	+++++	0.11998	0.13177	0.13873	0.15774	0.15708	AVRG		0.14106		11.60065
54 N-Nitrosodiphenylamine	0.42002	0.46118	0.45641	0.43259	0.46873	0.43378	AVRG		0.44545		4.32774
56 4-Bromophenyl-phenylether	0.19095	0.21491	0.20719	0.20695	0.21326	0.21084	AVRG		0.20735		4.16891
57 Hexachlorobenzene	0.20222	0.22116	0.22122	0.21262	0.21766	0.21619	AVRG		0.21518		3.31149
58 Pentachlorophenol	+++++	0.10679	0.11866	0.12308	0.13218	0.13759	AVRG		0.12366		9.70962
60 Phenanthrene	1.23105	1.26513	1.21500	1.17307	1.22055	1.19241	AVRG		1.21620		2.61597
61 Anthracene	1.19407	1.25147	1.21861	1.18764	1.22056	1.17324	AVRG		1.20760		2.33510
62 Carbazole	0.90849	0.99392	0.97603	0.94098	0.97906	0.97133	AVRG		0.96163		3.25477
63 Di-n-butylphthalate	1.19038	1.34539	1.35208	1.27911	1.32134	1.27060	AVRG		1.29315		4.67370
64 Fluoranthene	1.06742	1.17195	1.18110	1.13264	1.17635	1.16404	AVRG		1.14892		3.78479
65 Pyrene	1.50734	1.61803	1.57979	1.54462	1.60293	1.52371	AVRG		1.56273		2.84499
67 Butylbenzylphthalate	0.64231	0.74407	0.74584	0.71897	0.75231	0.71773	AVRG		0.72020		5.66819
68 Benzo(a)anthracene	1.35665	1.39601	1.37692	1.34064	1.38920	1.39898	AVRG		1.37640		1.69704
70 3,3'-Dichlorobenzidine	+++++	0.46465	0.44458	0.43789	0.44472	0.48269	AVRG		0.45491		4.06316
71 Chrysene	1.39637	1.39318	1.34285	1.30799	1.36621	1.31065	AVRG		1.35287		2.88021
72 bis(2-Ethylhexyl)phthalate	0.51309	0.56120	0.56694	0.54547	0.57629	0.54134	AVRG		0.55072		4.10777
73 Di-n-octylphthalate	1.06839	1.09516	1.06341	1.00492	1.03102	0.98559	AVRG		1.04141		3.99542
74 Benzo(b)fluoranthene	1.29925	1.30261	1.35762	1.35115	1.37371	1.60041	AVRG		1.38079		8.09442
75 Benzo(k)fluoranthene	1.33551	1.40457	1.32175	1.27923	1.40440	1.18615	AVRG		1.32194		6.24472
76 Benzo(a)pyrene	1.15374	1.27648	1.24059	1.23951	1.30291	1.22314	AVRG		1.23940		4.11597
78 Indeno(1,2,3-cd)pyrene	1.10435	1.18932	1.22988	1.32629	1.38798	1.48181	AVRG		1.28660		10.76164

Analytical Resources, Inc.

INITIAL CALIBRATION DATA

Start Cal Date : 02-AUG-2005 17:35
End Cal Date : 02-AUG-2005 20:22
Quant Method : ISTD
Origin : Force
Target Version : 3.50
Integrator : HP RTE
Method file : /chem3/nt4.i/20050802.b/SW846.m
Cal Date : 03-Aug-2005 13:27 jeff

	Compound	1 Level 1	5 Level 2	10 Level 3	25 Level 4	40 Level 5	80 Level 6	Curve	Coefficients b	m1	m2	%RSD or R^2	
79	Dibenzo(a,h)anthracene	1.02358	1.05676	1.22954	1.28354	1.34897	1.29979	AVRG		1.20703		11.19816	
80	Benzo(g,h,i)perylene	1.17734	1.28039	1.30736	1.37725	1.42004	1.33546	AVRG		1.31631		6.40355	
90	N-Nitrosodimethylamine	+++++	1.01141	1.04927	0.55622	1.10711	1.01453	AVRG		0.94771		23.44720	
91	Aniline	+++++	2.41288	2.43723	2.39730	2.34310	2.21917	AVRG		2.36194		3.68189	
92	1,2-Diphenylhydrazine	+++++	+++++	+++++	+++++	+++++	+++++	AVRG		0.000e+00		0.000e+00	<-
93	Benzidine	+++++	0.42695	0.35335	0.45110	0.25031	0.21659	AVRG		0.33966		30.65162	
96	p-Cymene	+++++	+++++	+++++	+++++	+++++	+++++	AVRG		0.000e+00		0.000e+00	<-
97	Caffeine	+++++	+++++	+++++	+++++	+++++	+++++	AVRG		0.000e+00		0.000e+00	<-
98	Retene	0.42209	0.50706	0.50927	0.49522	0.51197	0.49635	AVRG		0.49033		6.96039	
99	Perylene	+++++	+++++	+++++	+++++	+++++	+++++	AVRG		0.000e+00		0.000e+00	<-
100	3-beta-Coprostanol	+++++	+++++	+++++	+++++	+++++	+++++	AVRG		0.000e+00		0.000e+00	<-
101	Cholesterol	+++++	+++++	+++++	+++++	+++++	+++++	AVRG		0.000e+00		0.000e+00	<-
102	beta-Sitosterol	+++++	+++++	+++++	+++++	+++++	+++++	AVRG		0.000e+00		0.000e+00	<-
103	Pyridine	+++++	1.45158	1.64033	0.71230	1.80701	1.81498	AVRG		1.48524		30.75997	
$ 1	2-Fluorophenol	+++++	1.38360	1.37283	1.34160	1.47641	1.42382	AVRG		1.39965		3.71627	
$ 137	d8-1,4-Dioxane	+++++	+++++	+++++	+++++	+++++	+++++	AVRG		0.000e+00		0.000e+00	<-
$ 2	Phenol-d5	+++++	1.74599	1.67777	1.83122	1.95536	1.85813	AVRG		1.81369		5.87478	
$ 5	2-Chlorophenol-d4	+++++	1.48617	1.44193	1.38207	1.48552	1.44340	AVRG		1.44782		2.94436	
$ 10	1,2-Dichlorobenzene-d4	+++++	0.93161	0.90291	0.89417	0.94158	0.90958	AVRG		0.91597		2.17474	
$ 18	Nitrobenzene-d5	+++++	0.55130	0.53858	0.52396	0.53824	0.52461	AVRG		0.53534		2.12613	
$ 36	2-Fluorobiphenyl	+++++	1.36902	1.30347	1.26074	1.32730	1.26496	AVRG		1.30510		3.46097	

860000

Analytical Resources, Inc.

INITIAL CALIBRATION DATA

Start Cal Date : 02-AUG-2005 17:35
End Cal Date : 02-AUG-2005 20:22
Quant Method : ISTD
Origin : Force
Target Version : 3.50
Integrator : HP RTE
Method file : /chem3/nt4.i/20050802.b/SW846.m
Cal Date : 03-Aug-2005 13:27 jeff

Compound	1 Level 1	5 Level 2	10 Level 3	25 Level 4	40 Level 5	80 Level 6	Curve	Coefficients b	m1	m2	%RSD or R^2	
$ 55 2,4,6-Tribromophenol	+++++	0.12166	0.12898	0.12324	0.13473	0.13206	AVRG		0.12813		4.37053	
$ 66 Terphenyl-d14	+++++	0.96920	0.92374	0.90509	0.94955	0.91376	AVRG		0.93227		2.84620	
$ 85 p-Cresol-d4	+++++	+++++	+++++	+++++	+++++	+++++	AVRG		0.000e+00		0.000e+00	<-
$ 86 Anthracene-d10	+++++	+++++	+++++	+++++	+++++	+++++	AVRG		0.000e+00		0.000e+00	<-
$ 87 Fluoranthene-d10	+++++	+++++	+++++	+++++	+++++	+++++	AVRG		0.000e+00		0.000e+00	<-
$ 88 Dibenz(a,h)anthracene-d14	+++++	+++++	+++++	+++++	+++++	+++++	AVRG		0.000e+00		0.000e+00	<-
$ 89 Diphenyl-d10	+++++	+++++	+++++	+++++	+++++	+++++	AVRG		0.000e+00		0.000e+00	<-
$ 95 D10-1-methylnaphthalene	+++++	+++++	+++++	+++++	+++++	+++++	AVRG		0.000e+00		0.000e+00	<-

Analytical Resources, Inc.

INITIAL CALIBRATION DATA

660000

Start Cal Date : 02-AUG-2005 17:35
End Cal Date : 02-AUG-2005 20:22
Quant Method : ISTD
Origin : Force
Target Version : 3.50
Integrator : HP RTE
Method file : /chem3/nt4.i/20050802.b/SW846.m
Cal Date : 03-Aug-2005 13:27 jeff

Curve	Formula	Units
Averaged	Amt = Rsp/m1	Response
Linear	Amt = b + Rsp/m1	Response

Analytical Resources, Inc.

Semivolatile Report SW846 Method 8270C

Data file : /chem3/nt4.i/20050802.b/0010802.d
Lab Smp Id: ABN 1
Inj Date : 02-AUG-2005 18:42
Operator : VS Inst ID: nt4.i
Smp Info : ABN 1
Misc Info :
Comment : 1ul Injection
Method : /chem3/nt4.i/20050802.b/SW846.m
Meth Date : 03-Aug-2005 13:34 jeff Quant Type: ISTD
Cal Date : 02-AUG-2005 18:42 Cal File: 0010802.d
Als bottle: 3 Calibration Sample, Level: 1
Dil Factor: 1.00000
Integrator: HP RTE Compound Sublist: ICAL.sub
Target Version: 3.50

	Compounds	QUANT SIG MASS	RT	EXP RT	REL RT	RESPONSE	AMOUNTS CAL-AMT (ug/mL)	AMOUNTS ON-COL (ug/mL)
$	1 2-Fluorophenol	112	5.135	5.130	(0.692)	6018	1.00000	0.8116
$	2 Phenol-d5	99	7.101	7.101	(0.957)	8004	1.00000	0.8216
	3 Phenol	94	7.117	7.117	(0.959)	9813	1.00000	0.8851
$	5 2-Chlorophenol-d4	132	7.112	7.112	(0.958)	6793	1.00000	0.8890
	4 Bis(2-Chloroethyl)ether	93	7.144	7.144	(0.963)	8206	1.00000	0.9401
	6 2-Chlorophenol	128	7.139	7.139	(0.962)	6280	1.00000	0.8675
	7 1,3-Dichlorobenzene	146	7.347	7.347	(0.990)	7014	1.00000	0.9092
*	8 1,4-Dichlorobenzene-d4	152	7.422	7.427	(1.000)	105446	20.0000	
	9 1,4-Dichlorobenzene	146	7.454	7.454	(1.004)	7668	1.00000	0.9556
$	10 1,2-Dichlorobenzene-d4	152	7.748	7.748	(1.044)	4286	1.00000	0.5761(M)
	12 1,2-Dichlorobenzene	146	7.769	7.769	(1.047)	6506	1.00000	0.8889
	11 Benzyl alcohol	108	7.817	7.817	(1.053)	505	1.00000	0.1581
	14 2,2'-oxybis(1-Chloropropane)	45	8.095	8.089	(1.091)	7856	1.00000	0.9521
	13 2-Methylphenol	108	8.116	8.116	(1.094)	6338	1.00000	0.9155
	17 Hexachloroethane	117	8.271	8.276	(1.114)	2706	1.00000	0.8552
	16 N-Nitroso-di-n-propylamine	70	8.325	8.325	(1.122)	6360	1.00000	0.9258
	15 4-Methylphenol	108	8.378	8.378	(1.129)	5865	1.00000	0.8273
$	18 Nitrobenzene-d5	82	8.458	8.458	(0.883)	9660	1.00000	0.9509
	19 Nitrobenzene	77	8.485	8.490	(0.886)	10155	1.00000	0.9837
	20 Isophorone	82	8.902	8.896	(0.930)	16567	1.00000	0.9644
	21 2-Nitrophenol	139	9.030	9.030	(0.943)	2873	1.00000	0.7420
	22 2,4-Dimethylphenol	107	9.222	9.222	(0.963)	6580	1.00000	0.8614
	23 Bis(2-Chloroethoxy)methane	93	9.350	9.356	(0.977)	9576	1.00000	0.9734
	24 Benzoic acid	105	9.404	9.527	(0.982)	5594	5.00000	1.761(H)
	25 2,4-Dichlorophenol	162	9.436	9.436	(0.985)	4029	1.00000	0.7466
	26 1,2,4-Trichlorobenzene	180	9.532	9.537	(0.996)	5860	1.00000	0.9573
*	27 Naphthalene-d8	136	9.575	9.580	(1.000)	380095	20.0000	

	Compounds	QUANT SIG MASS	RT	EXP RT	REL RT	RESPONSE	AMOUNTS CAL-AMT (ug/mL)	AMOUNTS ON-COL (ug/mL)
	28 Naphthalene	128	9.607	9.607	(1.003)	20478	1.00000	0.9878
	29 4-Chloroaniline	127	9.815	9.815	(1.025)	7703	1.00000	0.9089
	30 Hexachlorobutadiene	225	9.954	9.949	(1.040)	3228	1.00000	1.012
	31 4-Chloro-3-methylphenol	107	10.686	10.686	(1.116)	3632	1.00000	0.5669
	32 2-Methylnaphthalene	141	10.739	10.739	(1.122)	11020	1.00000	0.9691
	33 Hexachlorocyclopentadiene	237	11.119	11.124	(0.895)	638	1.00000	0.2887
	34 2,4,6-Trichlorophenol	196	11.290	11.289	(0.909)	2878	1.00000	0.7861
	35 2,4,5-Trichlorophenol	196	11.348	11.343	(0.914)	2297	1.00000	0.6200
$	36 2-Fluorobiphenyl	172	11.402	11.407	(0.918)	13157	1.00000	1.008
	37 2-Chloronaphthalene	162	11.503	11.503	(0.926)	11124	1.00000	0.9704
	38 2-Nitroaniline	65	11.792	11.792	(0.949)	3085	1.00000	0.6287
	39 Dimethylphthalate	163	12.176	12.182	(0.980)	12660	1.00000	0.9977
	40 Acenaphthylene	152	12.166	12.166	(0.979)	18189	1.00000	0.9697
	41 2,6-Dinitrotoluene	165	12.267	12.272	(0.988)	2185	1.00000	0.7520
*	42 Acenaphthene-d10	164	12.422	12.422	(1.000)	199902	20.0000	
	43 3-Nitroaniline	138	12.465	12.470	(1.003)	2106	1.00000	0.6361(M)
	44 Acenaphthene	153	12.465	12.470	(1.003)	11770	1.00000	0.9774
	45 2,4-Dinitrophenol	184	Compound Not Detected.					
	46 Dibenzofuran	168	12.721	12.726	(1.024)	15347	1.00000	1.004
	47 4-Nitrophenol	109	Compound Not Detected.					
	48 2,4-Dinitrotoluene	165	12.871	12.876	(1.036)	2707	1.00000	0.7353
	50 Diethylphthalate	149	13.309	13.319	(1.071)	12535	1.00000	0.9913
	49 Fluorene	166	13.266	13.271	(1.068)	12271	1.00000	0.9657
	51 4-Chlorophenyl-phenylether	204	13.330	13.330	(1.073)	6114	1.00000	1.001
	52 4-Nitroaniline	138	13.437	13.448	(1.082)	1836	1.00000	0.5991
	53 4,6-Dinitro-2-methylphenol	198	13.496	13.506	(0.916)	1124	5.00000	0.5261
	54 N-Nitrosodiphenylamine	169	13.549	13.554	(0.919)	6258	1.00000	0.9476
$	55 2,4,6-Tribromophenol	330	13.699	13.704	(1.103)	787	1.00000	0.6155
	56 4-Bromophenyl-phenylether	248	14.089	14.094	(0.956)	2845	1.00000	0.9207
	57 Hexachlorobenzene	284	14.271	14.276	(0.968)	3013	1.00000	0.9451
	58 Pentachlorophenol	266	14.596	14.596	(0.990)	1172	1.00000	0.6297
*	59 Phenanthrene-d10	188	14.741	14.740	(1.000)	297989	20.0000	
	60 Phenanthrene	178	14.773	14.778	(1.002)	18342	1.00000	1.012
	61 Anthracene	178	14.837	14.842	(1.007)	17791	1.00000	0.9906
	62 Carbazole	167	15.163	15.168	(1.029)	13536	1.00000	0.9476
	63 Di-n-butylphthalate	149	15.927	15.926	(1.080)	17736	1.00000	0.9290
	64 Fluoranthene	202	16.664	16.669	(1.130)	15904	1.00000	0.9343
	65 Pyrene	202	17.006	17.011	(0.896)	17495	1.00000	0.9667
$	66 Terphenyl-d14	244	17.374	17.379	(0.916)	10254	1.00000	0.9455
	67 Butylbenzylphthalate	149	18.293	18.298	(0.964)	7455	1.00000	0.8982
	68 Benzo(a)anthracene	228	18.945	18.950	(0.999)	15746	1.00000	0.9857
*	69 Chrysene-d12	240	18.972	18.977	(1.000)	232131	20.0000	
	70 3,3'-Dichlorobenzidine	252	19.020	19.025	(1.003)	4236	1.00000	0.7978
	71 Chrysene	228	19.009	19.014	(1.002)	16207	1.00000	1.031
	72 bis(2-Ethylhexyl)phthalate	149	19.292	19.297	(0.954)	10780	1.00000	0.9372
*	134 Di-n-octylphthalate-d4	153	20.216	20.221	(1.000)	420202	20.0000	
	73 Di-n-octylphthalate	149	20.227	20.232	(1.001)	22447	1.00000	1.030

	Compounds	QUANT SIG MASS	RT	EXP RT	REL RT	RESPONSE	AMOUNTS CAL-AMT (ug/mL)	AMOUNTS ON-COL (ug/mL)
74	Benzo(b)fluoranthene	252	20.564	20.574	(0.975)	16519	1.00000	0.9202(H)
75	Benzo(k)fluoranthene	252	20.596	20.606	(0.976)	16980	1.00000	0.9507
76	Benzo(a)pyrene	252	21.002	21.007	(0.995)	14669	1.00000	0.9311
* 77	Perylene-d12	264	21.098	21.098	(1.000)	254285	20.0000	
78	Indeno(1,2,3-cd)pyrene	276	22.412	22.422	(1.062)	14041	1.00000	0.8338
79	Dibenzo(a,h)anthracene	278	22.444	22.454	(1.064)	13014	1.00000	0.8512
80	Benzo(g,h,i)perylene	276	22.695	22.711	(1.076)	14969	1.00000	0.8932
90	N-Nitrosodimethylamine	74	2.347	2.336	(0.316)	4781	1.00000	0.9832
103	Pyridine	79	Compound Not Detected.					
91	Aniline	93	6.979	6.973	(0.940)	11755	1.00000	0.9515
105	1-methylnaphthalene	141	10.905	10.905	(1.139)	11394	1.00000	0.9867
93	Benzidine	184	16.990	16.989	(0.896)	4827	1.00000	1.237
98	Retene	219	17.588	17.593	(0.927)	4899	1.00000	0.8675
111	Azobenzene (1,2-DP-Hydrazine)	77	13.565	13.570	(1.092)	18574	1.00000	1.004
144	alpha-Terpineol	59	9.682	9.687	(1.011)	2910	1.00000	0.9492
143	1,4-Dioxane	58	Compound Not Detected.					
$ 137	d8-1,4-Dioxane	96	Compound Not Detected.					
133	Butylatedhydroxytoluene	205	12.647	12.652	(1.018)	8915	1.00000	0.9743
115	Tributyl Phosphate	99	13.699	13.709	(0.929)	15193	1.00000	0.9249
116	Dibutyl Phenyl Phosphate	175	15.382	15.381	(1.043)	7081	1.00000	0.8407
117	Butyl Diphenyl Phosphate	94	17.022	17.027	(0.897)	3462	1.00000	0.9068
118	Triphenyl Phosphate	326	18.592	18.592	(0.980)	2337	1.00000	0.9587

QC Flag Legend

M - Compound response manually integrated.
H - Operator selected an alternate compound hit.

Analytical Resources, Inc.

INTERNAL STANDARD COMPOUNDS
AREA AND RT SUMMARY

Instrument ID: nt4.i
Lab File ID: 0010802.d
Lab Smp Id: ABN 1
Analysis Type: SV
Quant Type: ISTD
Operator: VS
Method File: /chem3/nt4.i/20050802.b/SW846.m
Misc Info:

Calibration Date: 02-AUG-2005
Calibration Time: 17:35
Level:
Sample Type:

COMPOUND	STANDARD	AREA LIMIT LOWER	AREA LIMIT UPPER	SAMPLE	%DIFF
8 1,4-Dichlorobenze	124009	62004	248018	105446	-14.97
27 Naphthalene-d8	439086	219543	878172	380095	-13.43
42 Acenaphthene-d10	234157	117078	468314	199902	-14.63
59 Phenanthrene-d10	344042	172021	688084	297989	-13.39
69 Chrysene-d12	264444	132222	528888	232131	-12.22
134 Di-n-octylphthala	474443	237222	948886	420202	-11.43
77 Perylene-d12	280601	140300	561202	254285	-9.38

COMPOUND	STANDARD	RT LIMIT LOWER	RT LIMIT UPPER	SAMPLE	%DIFF
8 1,4-Dichlorobenze	7.43	6.93	7.93	7.42	-0.10
27 Naphthalene-d8	9.58	9.08	10.08	9.57	-0.07
42 Acenaphthene-d10	12.42	11.92	12.92	12.42	-0.01
59 Phenanthrene-d10	14.74	14.24	15.24	14.74	-0.01
69 Chrysene-d12	18.98	18.48	19.48	18.97	-0.04
134 Di-n-octylphthala	20.22	19.72	20.72	20.22	-0.01
77 Perylene-d12	21.10	20.60	21.60	21.10	-0.01

AREA UPPER LIMIT = +100% of internal standard area.
AREA LOWER LIMIT = - 50% of internal standard area.
RT UPPER LIMIT = + 0.50 minutes of internal standard RT.
RT LOWER LIMIT = - 0.50 minutes of internal standard RT.

Data File: /chem3/nt4.i/20050802.b/0010802.d
Date : 02-AUG-2005 18:42
Client ID:
Sample Info: ABN 1

Instrument: nt4.i

Operator: VS
Column diameter: 0.32

Column phase: RTX-5

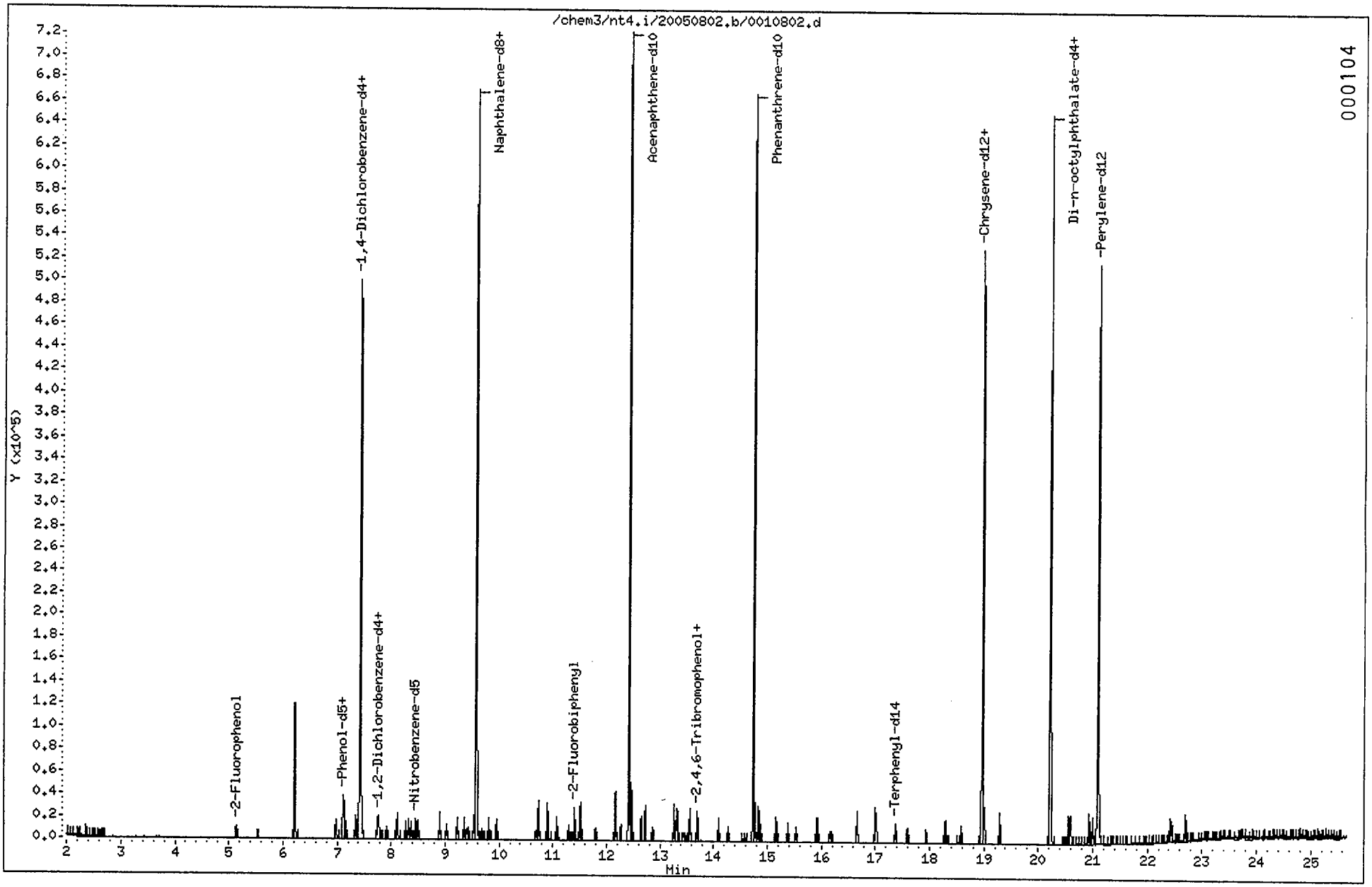

Data File: /chem3/nt4.i/20050802.b/0010802.d
Injection Date: 02-AUG-2005 18:42
Instrument: nt4.i
Client Sample ID:

Compound: 1,2-Dichlorobenzene-d4
CAS Number: 2199-69-1

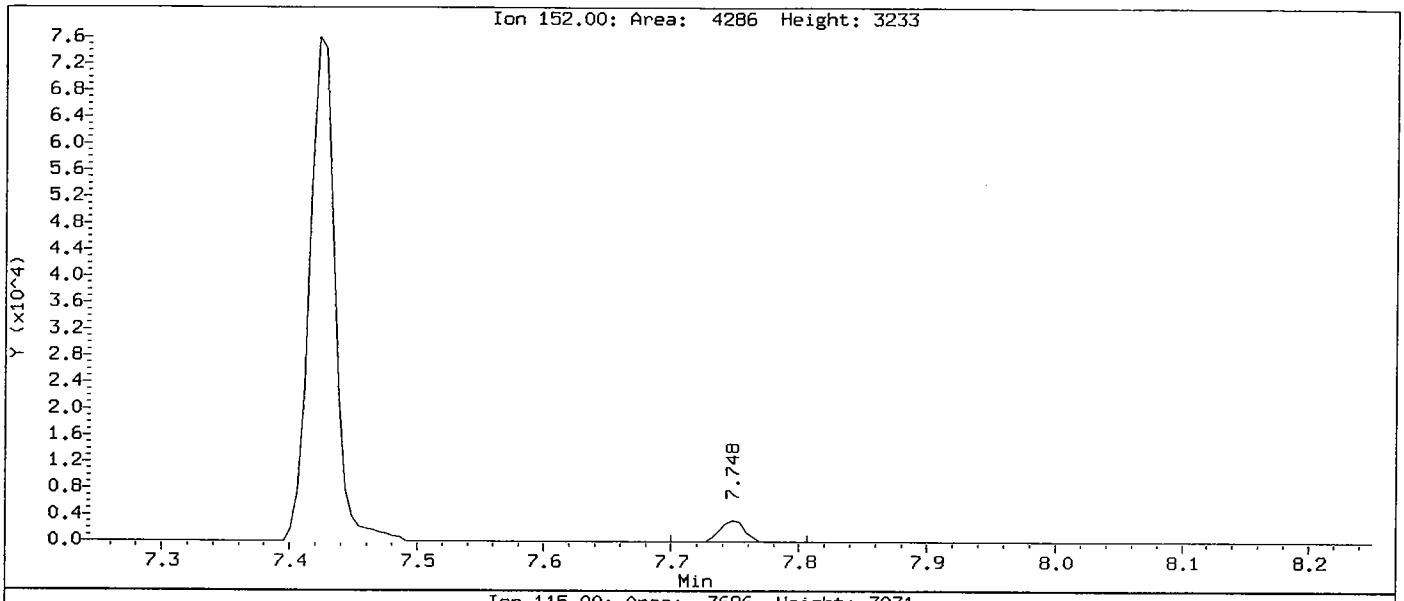

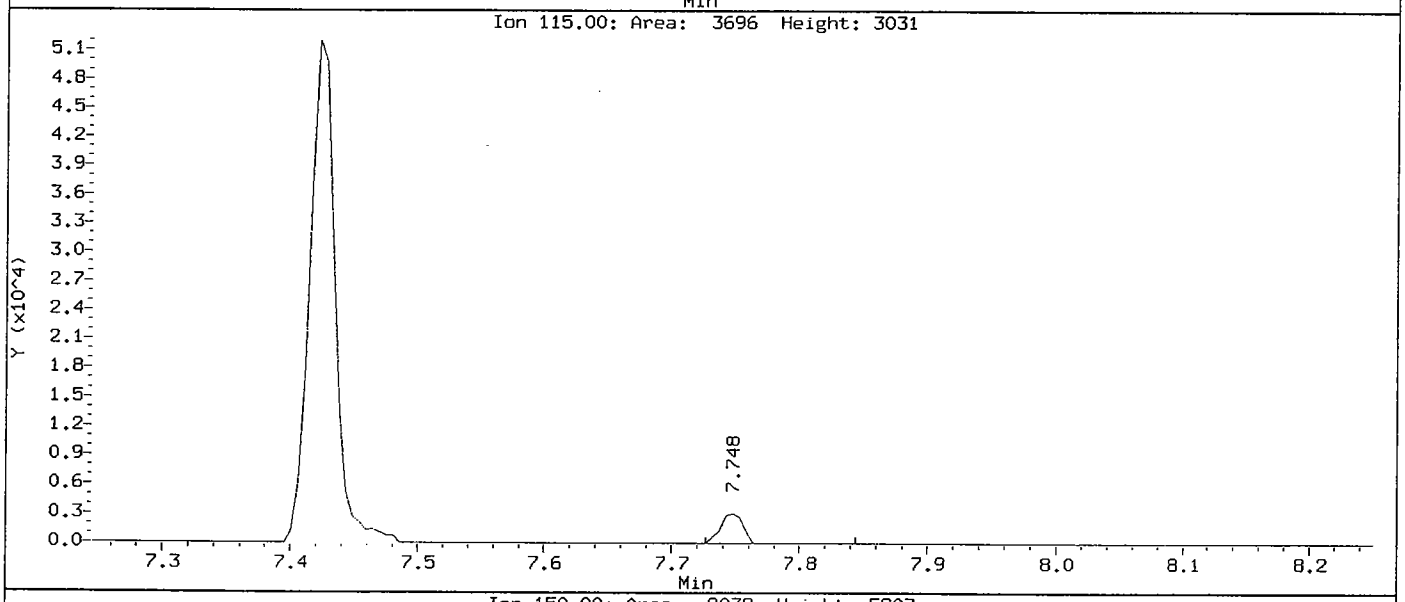

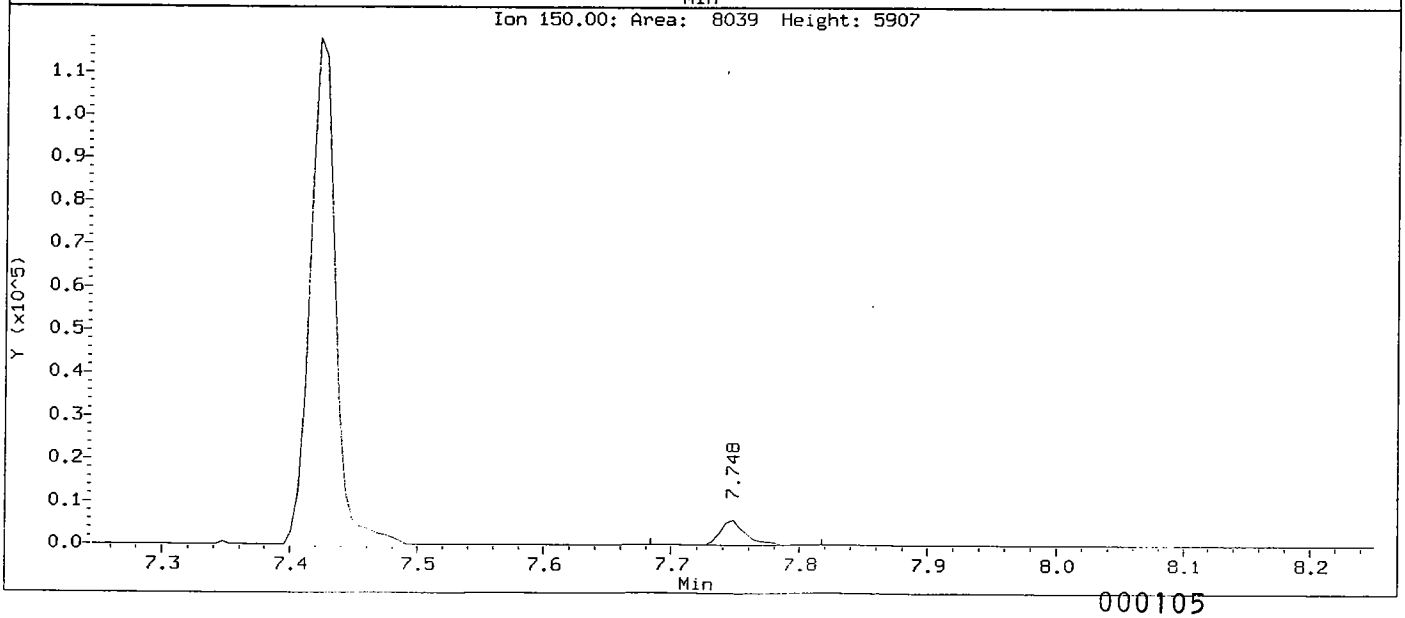

Data File: /chem3/nt4.i/20050802.b/0010802.d
Injection Date: 02-AUG-2005 18:42
Instrument: nt4.i
Client Sample ID:

Compound: Benzoic acid
CAS Number: 65-85-0

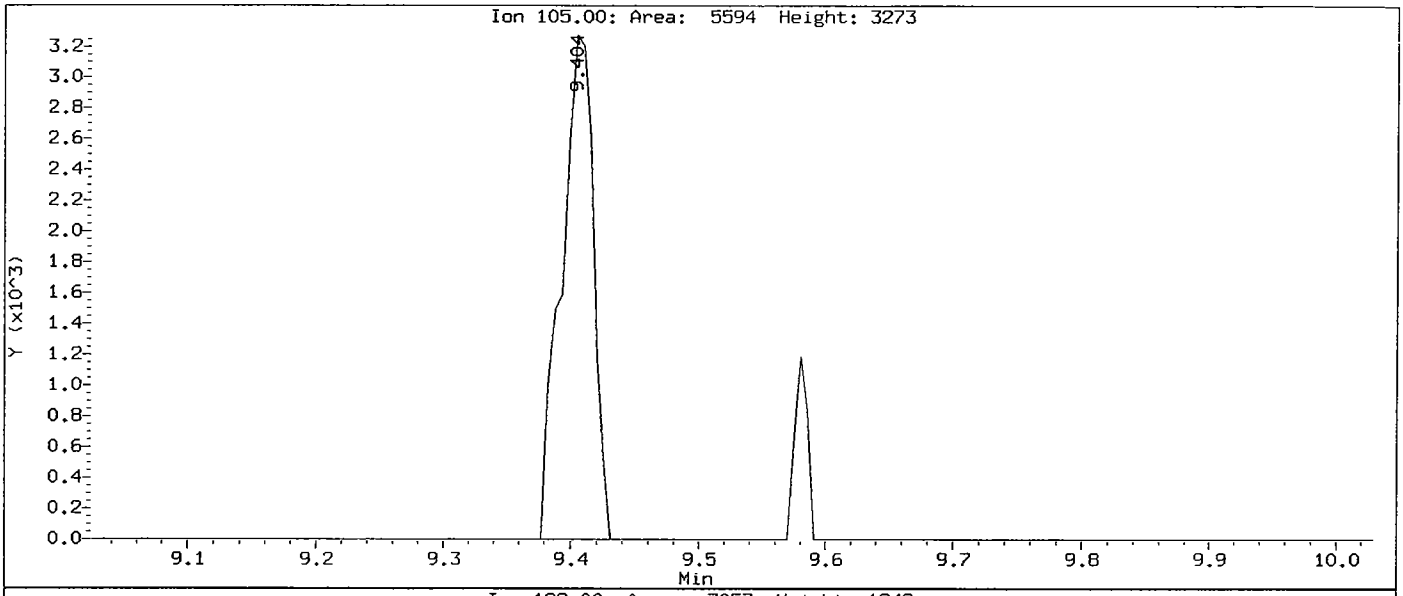

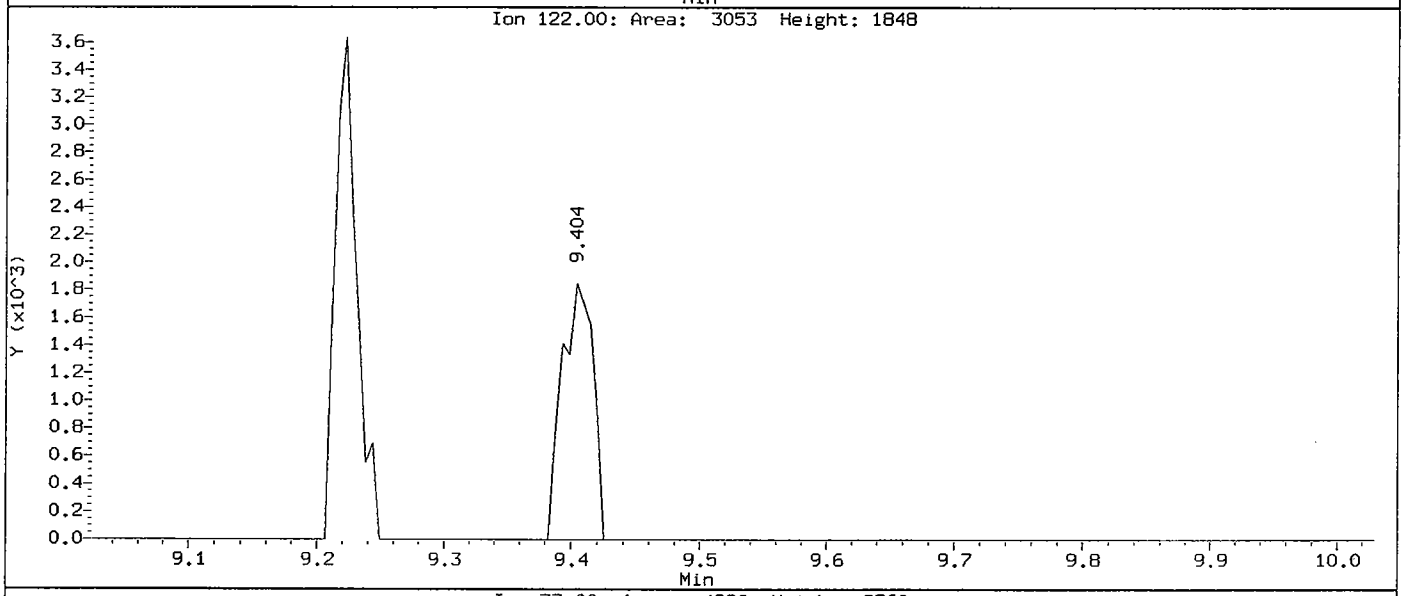

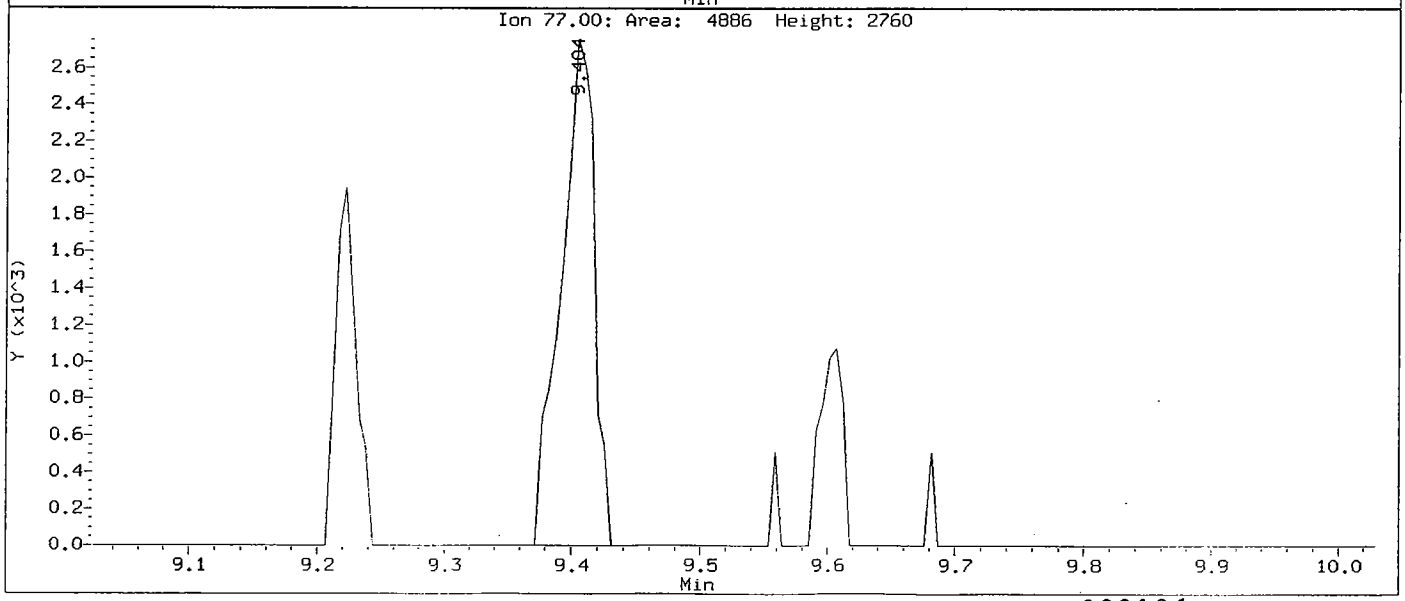

Data File: /chem3/nt4.i/20050802.b/0010802.d
Injection Date: 02-AUG-2005 18:42
Instrument: nt4.i
Client Sample ID:

Compound: 3-Nitroaniline
CAS Number: 99-09-2

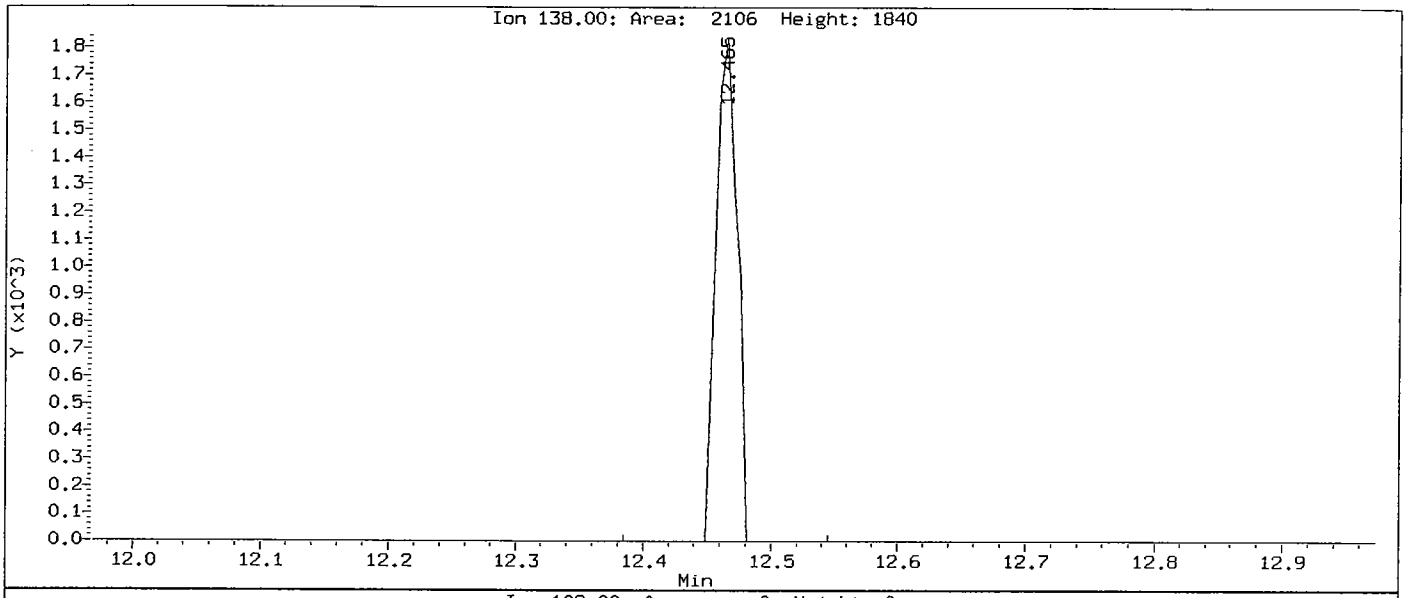

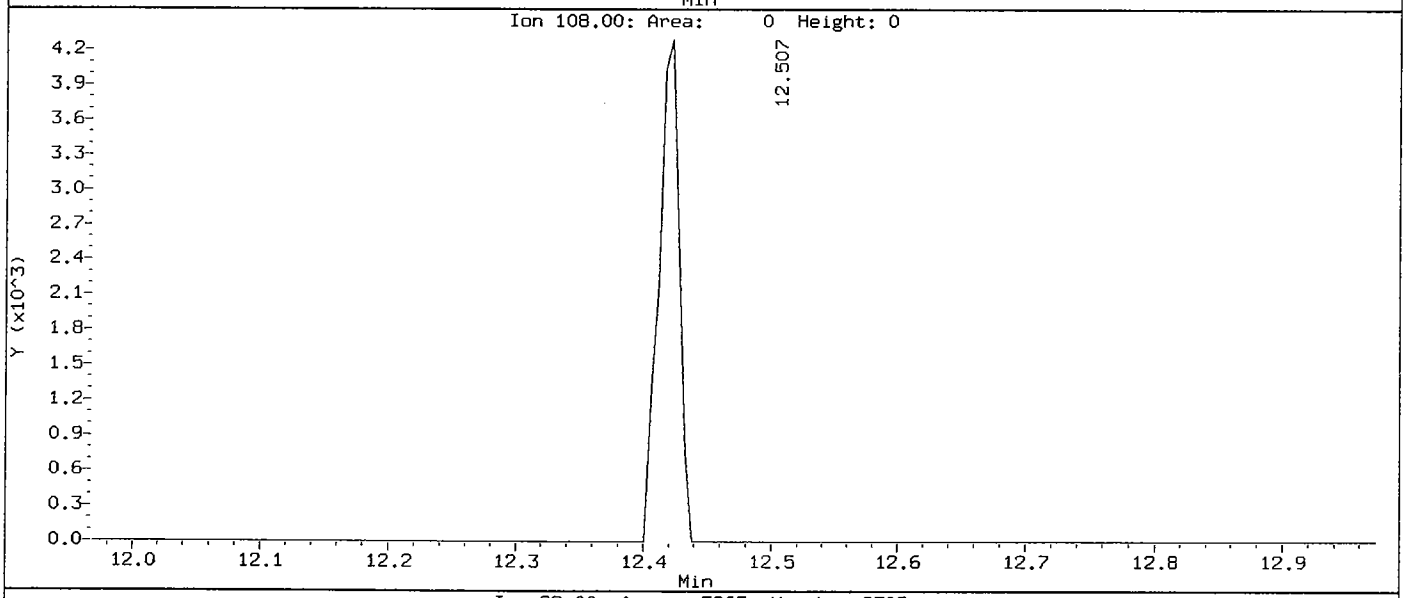

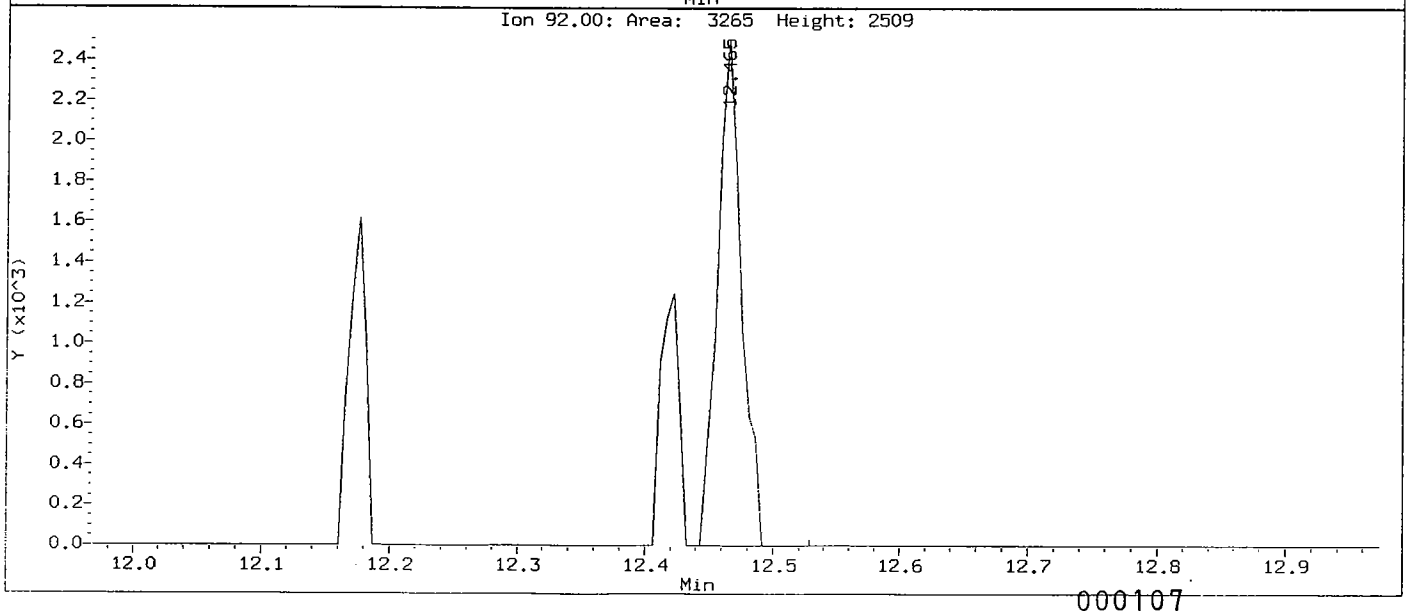

Data File: /chem3/nt4.i/20050802.b/0010802.d
Injection Date: 02-AUG-2005 18:42
Instrument: nt4.i
Client Sample ID:

Compound: Benzo(b)fluoranthene
CAS Number: 205-99-2

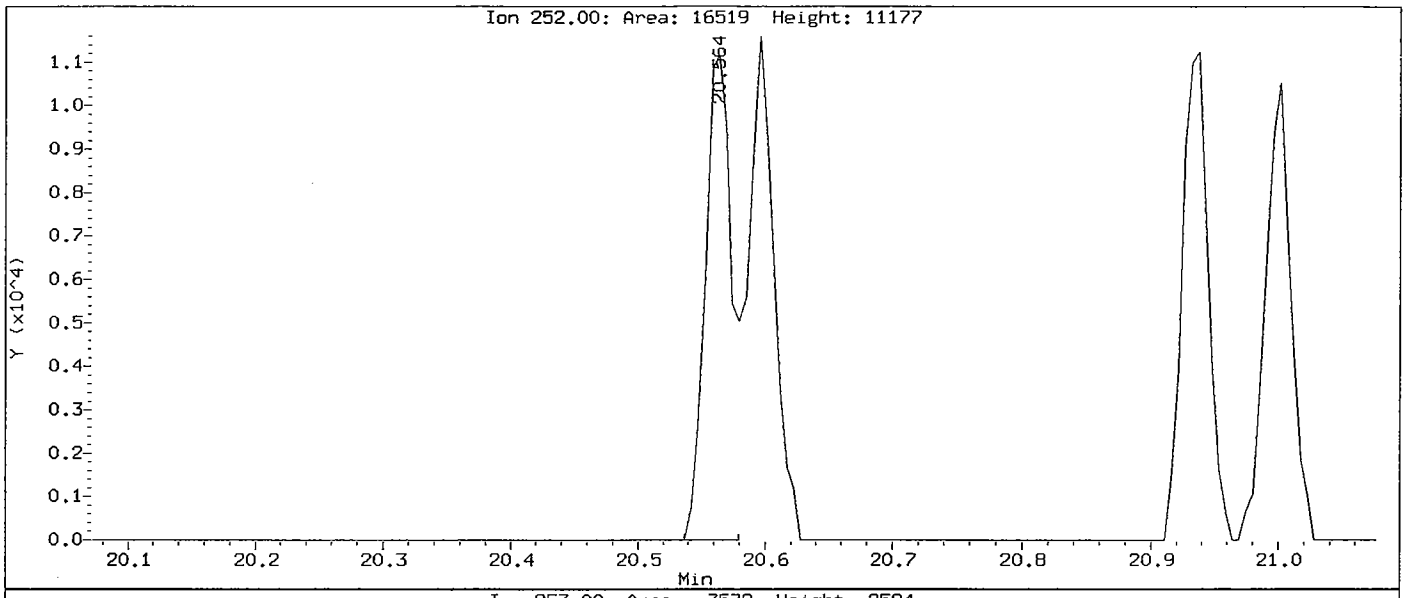

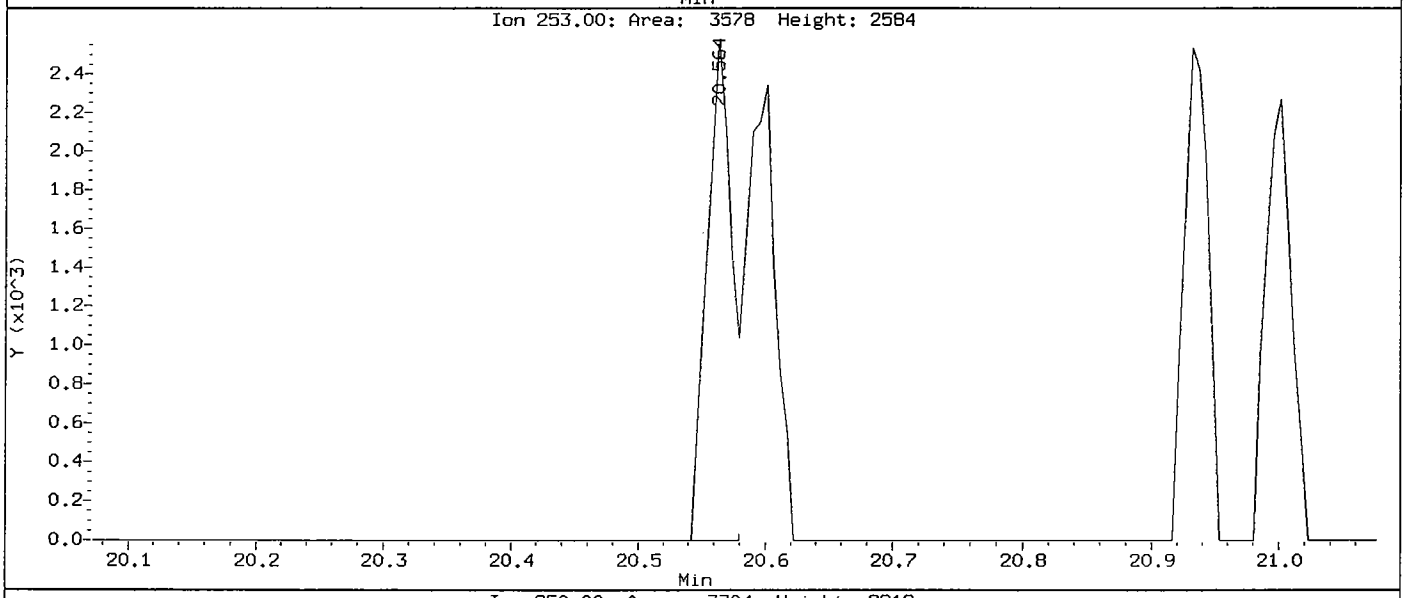

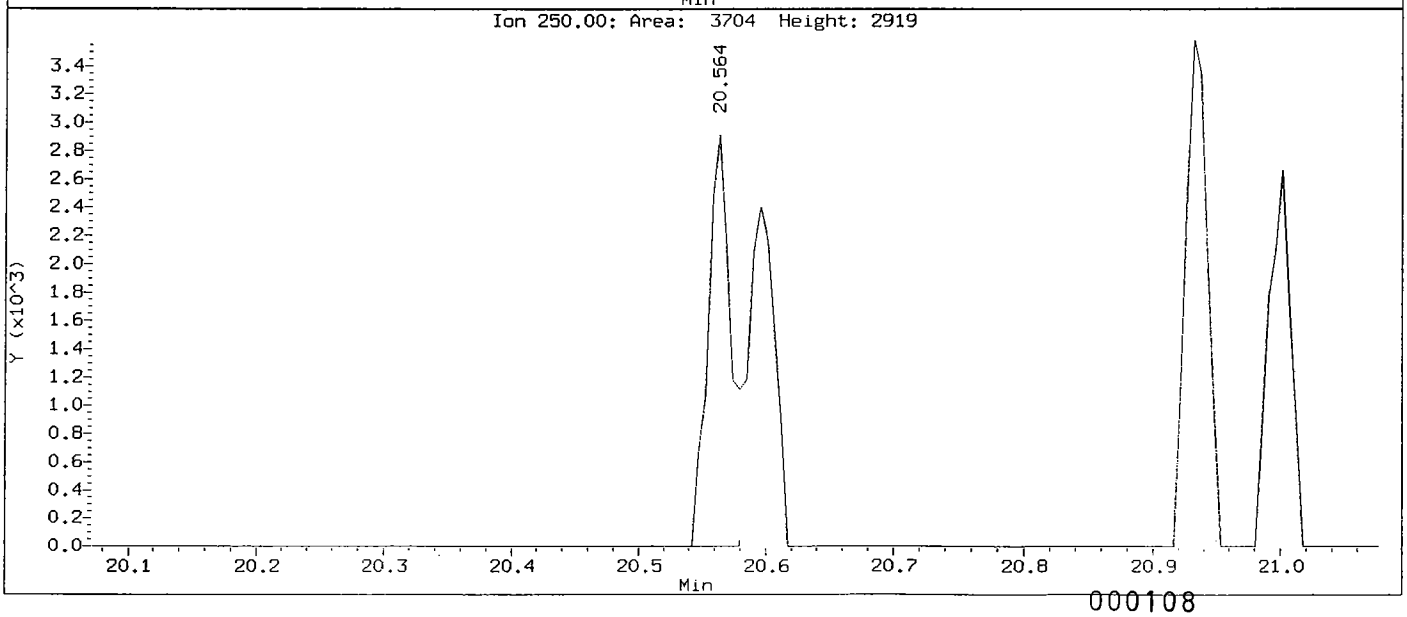

Analytical Resources, Inc.

Semivolatile Report SW846 Method 8270C

Data file : /chem3/nt4.i/20050802.b/0050802.d
Lab Smp Id: ABN 5
Inj Date : 02-AUG-2005 19:48
Operator : VS Inst ID: nt4.i
Smp Info : ABN 5
Misc Info :
Comment : 1ul Injection
Method : /chem3/nt4.i/20050802.b/SW846.m
Meth Date : 03-Aug-2005 13:34 jeff Quant Type: ISTD
Cal Date : 02-AUG-2005 19:48 Cal File: 0050802.d
Als bottle: 5 Calibration Sample, Level: 2
Dil Factor: 1.00000
Integrator: HP RTE Compound Sublist: ICAL.sub
Target Version: 3.50

	Compounds	QUANT SIG MASS	RT	EXP RT	REL RT	RESPONSE	AMOUNTS CAL-AMT (ug/mL)	AMOUNTS ON-COL (ug/mL)
$	1 2-Fluorophenol	112	5.134	5.130	(0.691)	34156	5.00000	4.919
$	2 Phenol-d5	99	7.094	7.101	(0.955)	43102	5.00000	4.725
	3 Phenol	94	7.115	7.117	(0.958)	53043	5.00000	5.109
$	5 2-Chlorophenol-d4	132	7.110	7.112	(0.958)	36688	5.00000	5.127
	4 Bis(2-Chloroethyl)ether	93	7.142	7.144	(0.962)	40847	5.00000	4.997
	6 2-Chlorophenol	128	7.137	7.139	(0.961)	34177	5.00000	5.042
	7 1,3-Dichlorobenzene	146	7.345	7.347	(0.989)	36163	5.00000	5.006
*	8 1,4-Dichlorobenzene-d4	152	7.425	7.427	(1.000)	98745	20.0000	
	9 1,4-Dichlorobenzene	146	7.452	7.454	(1.004)	38261	5.00000	5.092
$	10 1,2-Dichlorobenzene-d4	152	7.746	7.748	(1.043)	22998	5.00000	7.234(M)
	12 1,2-Dichlorobenzene	146	7.767	7.769	(1.046)	35103	5.00000	5.121
	11 Benzyl alcohol	108	7.810	7.817	(1.052)	15561	5.00000	5.061(M)
	14 2,2'-oxybis(1-Chloropropane)	45	8.093	8.089	(1.090)	39615	5.00000	5.127
	13 2-Methylphenol	108	8.114	8.116	(1.093)	33710	5.00000	5.200
	17 Hexachloroethane	117	8.275	8.276	(1.114)	15098	5.00000	5.096
	16 N-Nitroso-di-n-propylamine	70	8.323	8.325	(1.121)	33968	5.00000	5.280
	15 4-Methylphenol	108	8.376	8.378	(1.128)	33624	5.00000	5.065
$	18 Nitrobenzene-d5	82	8.456	8.458	(0.883)	49989	5.00000	5.157
	19 Nitrobenzene	77	8.488	8.490	(0.886)	51996	5.00000	5.278
	20 Isophorone	82	8.894	8.896	(0.929)	84115	5.00000	5.132
	21 2-Nitrophenol	139	9.028	9.030	(0.943)	17331	5.00000	4.691
	22 2,4-Dimethylphenol	107	9.220	9.222	(0.963)	36975	5.00000	5.073
	23 Bis(2-Chloroethoxy)methane	93	9.354	9.356	(0.977)	47126	5.00000	5.020
	24 Benzoic acid	105	9.477	9.527	(0.989)	45562	10.0000	15.03
	25 2,4-Dichlorophenol	162	9.434	9.436	(0.985)	24431	5.00000	4.745
	26 1,2,4-Trichlorobenzene	180	9.530	9.537	(0.995)	28948	5.00000	4.956
*	27 Naphthalene-d8	136	9.578	9.580	(1.000)	362700	20.0000	

	Compounds	QUANT SIG MASS	RT	EXP RT	REL RT	RESPONSE	AMOUNTS CAL-AMT (ug/mL)	AMOUNTS ON-COL (ug/mL)
	28 Naphthalene	128	9.605	9.607	(1.003)	101877	5.00000	5.150
	29 4-Chloroaniline	127	9.813	9.815	(1.025)	41300	5.00000	5.107
	30 Hexachlorobutadiene	225	9.947	9.949	(1.038)	15427	5.00000	5.069
	31 4-Chloro-3-methylphenol	107	10.684	10.686	(1.115)	29104	5.00000	4.656(M)
	32 2-Methylnaphthalene	141	10.737	10.739	(1.121)	56933	5.00000	5.247
	33 Hexachlorocyclopentadiene	237	11.122	11.124	(0.895)	7890	5.00000	3.767
	34 2,4,6-Trichlorophenol	196	11.288	11.289	(0.909)	16077	5.00000	4.633
	35 2,4,5-Trichlorophenol	196	11.341	11.343	(0.913)	16220	5.00000	4.619
$	36 2-Fluorobiphenyl	172	11.405	11.407	(0.918)	64849	5.00000	5.243
	37 2-Chloronaphthalene	162	11.501	11.503	(0.926)	55969	5.00000	5.151
	38 2-Nitroaniline	65	11.790	11.792	(0.949)	23506	5.00000	5.054
	39 Dimethylphthalate	163	12.174	12.182	(0.980)	63320	5.00000	5.265
	40 Acenaphthylene	152	12.164	12.166	(0.979)	91714	5.00000	5.158
	41 2,6-Dinitrotoluene	165	12.271	12.272	(0.988)	13259	5.00000	4.814
*	42 Acenaphthene-d10	164	12.420	12.422	(1.000)	189475	20.0000	
	43 3-Nitroaniline	138	12.463	12.470	(1.003)	15088	5.00000	4.807
	44 Acenaphthene	153	12.468	12.470	(1.004)	59822	5.00000	5.241
	45 2,4-Dinitrophenol	184	12.623	12.625	(1.016)	6857	10.0000	5.081
	46 Dibenzofuran	168	12.725	12.726	(1.024)	75853	5.00000	5.233
	47 4-Nitrophenol	109	12.842	12.844	(1.034)	7304	5.00000	4.150
	48 2,4-Dinitrotoluene	165	12.874	12.876	(1.037)	17106	5.00000	4.902
	50 Diethylphthalate	149	13.318	13.319	(1.072)	63960	5.00000	5.337
	49 Fluorene	166	13.270	13.271	(1.068)	61692	5.00000	5.122
	51 4-Chlorophenyl-phenylether	204	13.328	13.330	(1.073)	29403	5.00000	5.077
	52 4-Nitroaniline	138	13.441	13.448	(1.082)	13606	5.00000	4.684
	53 4,6-Dinitro-2-methylphenol	198	13.499	13.506	(0.916)	16831	10.0000	8.368
	54 N-Nitrosodiphenylamine	169	13.547	13.554	(0.919)	32347	5.00000	5.202
$	55 2,4,6-Tribromophenol	330	13.697	13.704	(1.103)	5763	5.00000	4.755
	56 4-Bromophenyl-phenylether	248	14.092	14.094	(0.956)	15074	5.00000	5.182
	57 Hexachlorobenzene	284	14.274	14.276	(0.968)	15512	5.00000	5.168
	58 Pentachlorophenol	266	14.594	14.596	(0.990)	7490	5.00000	4.275
*	59 Phenanthrene-d10	188	14.739	14.740	(1.000)	280559	20.0000	
	60 Phenanthrene	178	14.771	14.778	(1.002)	88736	5.00000	5.200
	61 Anthracene	178	14.840	14.842	(1.007)	87778	5.00000	5.191
	62 Carbazole	167	15.166	15.168	(1.029)	69713	5.00000	5.183
	63 Di-n-butylphthalate	149	15.925	15.926	(1.080)	94365	5.00000	5.250
	64 Fluoranthene	202	16.667	16.669	(1.131)	82200	5.00000	5.129
	65 Pyrene	202	17.004	17.011	(0.896)	86683	5.00000	5.188
$	66 Terphenyl-d14	244	17.378	17.379	(0.916)	51923	5.00000	5.186
	67 Butylbenzylphthalate	149	18.291	18.298	(0.964)	39862	5.00000	5.203
	68 Benzo(a)anthracene	228	18.948	18.950	(0.999)	74789	5.00000	5.072
*	69 Chrysene-d12	240	18.975	18.977	(1.000)	214293	20.0000	
	70 3,3'-Dichlorobenzidine	252	19.023	19.025	(1.003)	24893	5.00000	5.078
	71 Chrysene	228	19.007	19.014	(1.002)	74637	5.00000	5.141
	72 bis(2-Ethylhexyl)phthalate	149	19.296	19.297	(0.954)	54087	5.00000	5.125
*	134 Di-n-octylphthalate-d4	153	20.220	20.221	(1.000)	385511	20.0000	
	73 Di-n-octylphthalate	149	20.225	20.232	(1.000)	105549	5.00000	5.280

	Compounds	QUANT SIG MASS	RT	EXP RT	REL RT	RESPONSE	AMOUNTS CAL-AMT (ug/mL)	AMOUNTS ON-COL (ug/mL)
74	Benzo(b)fluoranthene	252	20.567	20.574	(0.975)	77309	5.00000	4.680(H)
75	Benzo(k)fluoranthene	252	20.599	20.606	(0.976)	83360	5.00000	4.999
76	Benzo(a)pyrene	252	21.005	21.007	(0.996)	75758	5.00000	5.151
* 77	Perylene-d12	264	21.096	21.098	(1.000)	237397	20.0000	
78	Indeno(1,2,3-cd)pyrene	276	22.415	22.422	(1.063)	70585	5.00000	4.490
79	Dibenzo(a,h)anthracene	278	22.453	22.454	(1.064)	62718	5.00000	4.394
80	Benzo(g,h,i)perylene	276	22.704	22.711	(1.076)	75990	5.00000	4.857
90	N-Nitrosodimethylamine	74	2.340	2.336	(0.315)	24968	5.00000	5.483
103	Pyridine	79	2.334	2.320	(0.314)	35834	5.00000	5.018(M)
91	Aniline	93	6.971	6.973	(0.939)	59565	5.00000	5.149
105	1-methylnaphthalene	141	10.903	10.905	(1.138)	56581	5.00000	5.135
93	Benzidine	184	16.993	16.989	(0.896)	22873	5.00000	6.349
98	Retene	219	17.591	17.593	(0.927)	27165	5.00000	5.211
111	Azobenzene (1,2-DP-Hydrazine)	77	13.569	13.570	(1.092)	93885	5.00000	5.355
144	alpha-Terpineol	59	9.685	9.687	(1.011)	15318	5.00000	5.236
143	1,4-Dioxane	58	Compound Not Detected.					
$ 137	d8-1,4-Dioxane	96	Compound Not Detected.					
133	Butylatedhydroxytoluene	205	12.645	12.652	(1.018)	44684	5.00000	5.152
115	Tributyl Phosphate	99	13.702	13.709	(0.930)	83687	5.00000	5.411
116	Dibutyl Phenyl Phosphate	175	15.380	15.381	(1.043)	41251	5.00000	5.202
117	Butyl Diphenyl Phosphate	94	17.020	17.027	(0.897)	19402	5.00000	5.505
118	Triphenyl Phosphate	326	18.590	18.592	(0.980)	11749	5.00000	5.221

QC Flag Legend

M - Compound response manually integrated.
H - Operator selected an alternate compound hit.

Analytical Resources, Inc.

INTERNAL STANDARD COMPOUNDS
AREA AND RT SUMMARY

Instrument ID: nt4.i
Lab File ID: 0050802.d
Lab Smp Id: ABN 5
Analysis Type: SV
Quant Type: ISTD
Operator: VS
Method File: /chem3/nt4.i/20050802.b/SW846.m
Misc Info:

Calibration Date: 02-AUG-2005
Calibration Time: 17:35
Level:
Sample Type:

		AREA LIMIT			
COMPOUND	STANDARD	LOWER	UPPER	SAMPLE	%DIFF
8 1,4-Dichlorobenze	124009	62004	248018	98745	-20.37
27 Naphthalene-d8	439086	219543	878172	362700	-17.40
42 Acenaphthene-d10	234157	117078	468314	189475	-19.08
59 Phenanthrene-d10	344042	172021	688084	280559	-18.45
69 Chrysene-d12	264444	132222	528888	214293	-18.96
134 Di-n-octylphthala	474443	237222	948886	385511	-18.74
77 Perylene-d12	280601	140300	561202	237397	-15.40

		RT LIMIT			
COMPOUND	STANDARD	LOWER	UPPER	SAMPLE	%DIFF
8 1,4-Dichlorobenze	7.43	6.93	7.93	7.43	-0.05
27 Naphthalene-d8	9.58	9.08	10.08	9.58	-0.04
42 Acenaphthene-d10	12.42	11.92	12.92	12.42	-0.03
59 Phenanthrene-d10	14.74	14.24	15.24	14.74	-0.03
69 Chrysene-d12	18.98	18.48	19.48	18.98	-0.02
134 Di-n-octylphthala	20.22	19.72	20.72	20.22	0.01
77 Perylene-d12	21.10	20.60	21.60	21.10	-0.02

AREA UPPER LIMIT = +100% of internal standard area.
AREA LOWER LIMIT = - 50% of internal standard area.
RT UPPER LIMIT = + 0.50 minutes of internal standard RT.
RT LOWER LIMIT = - 0.50 minutes of internal standard RT.

Data File: /chem3/nt4.i/20050802.b/0050802.d
Date : 02-AUG-2005 19:48
Client ID:
Sample Info: ABN 5

Instrument: nt4.i

Operator: VS
Column diameter: 0.32

Column phase: RTX-5

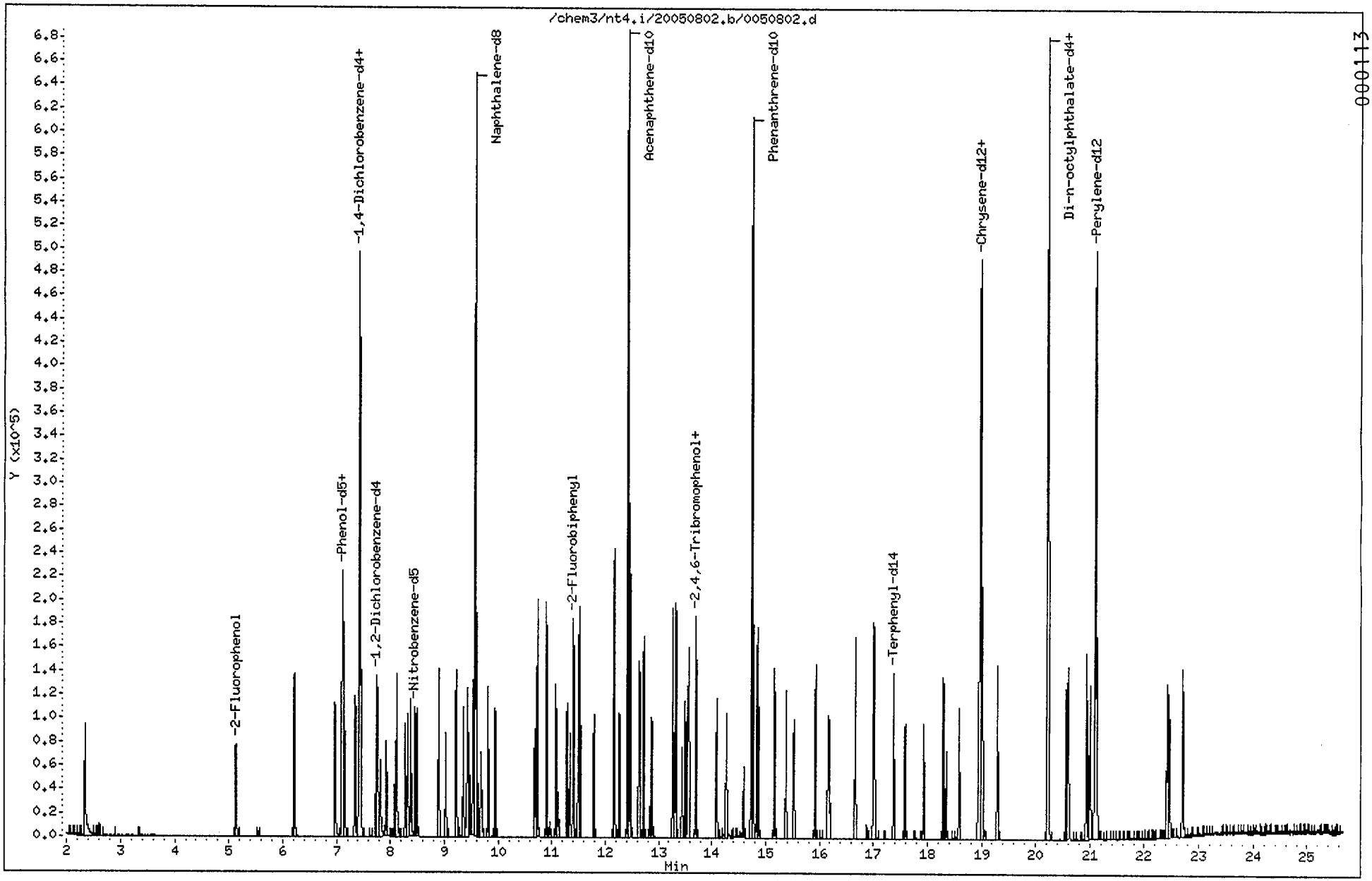

Data File: /chem3/nt4.i/20050802.b/0050802.d
Injection Date: 02-AUG-2005 19:48
Instrument: nt4.i
Client Sample ID:

Compound: 1,2-Dichlorobenzene-d4
CAS Number: 2199-69-1

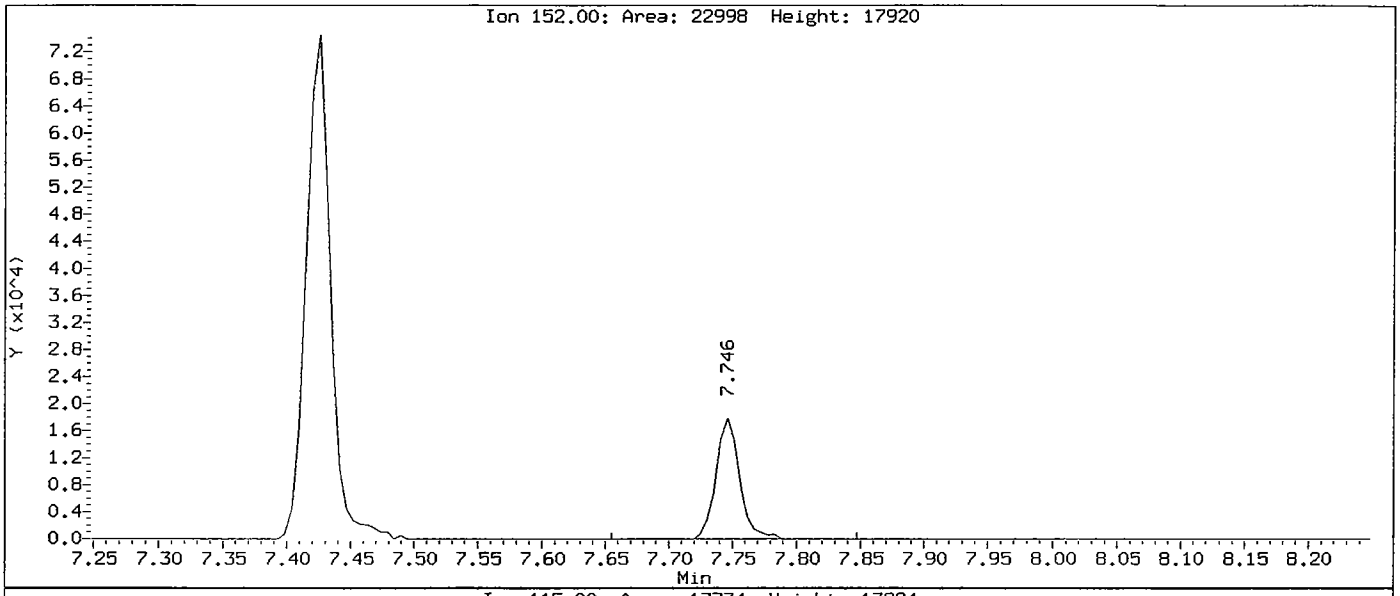

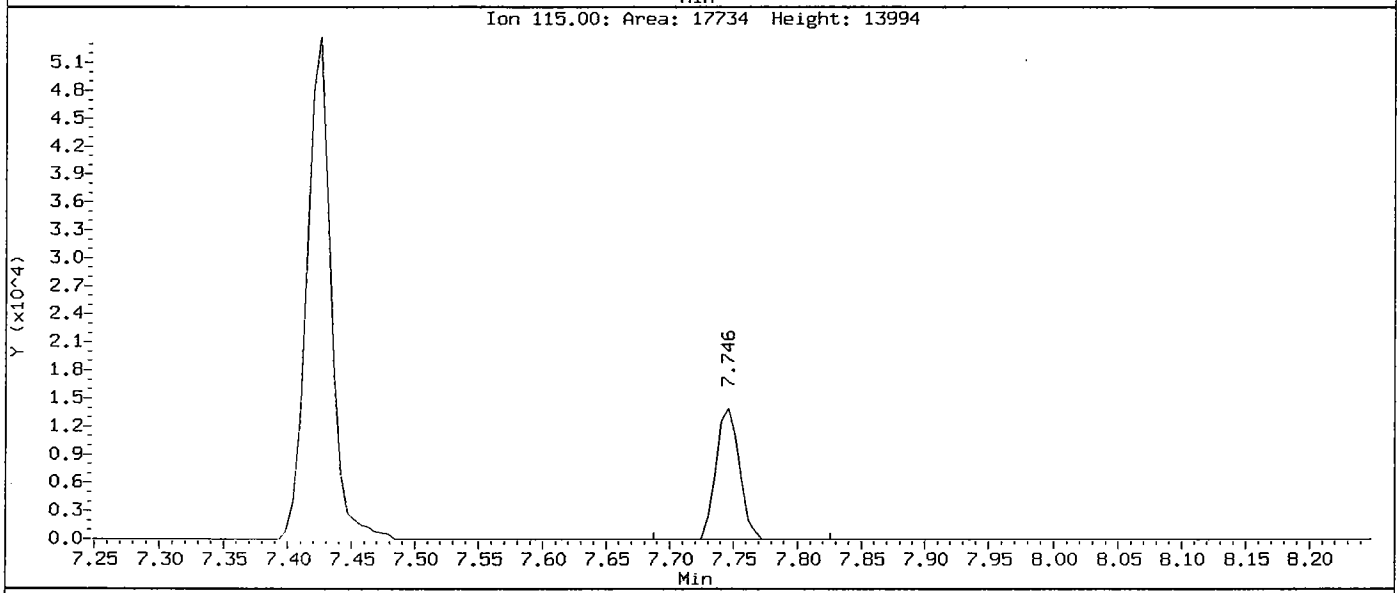

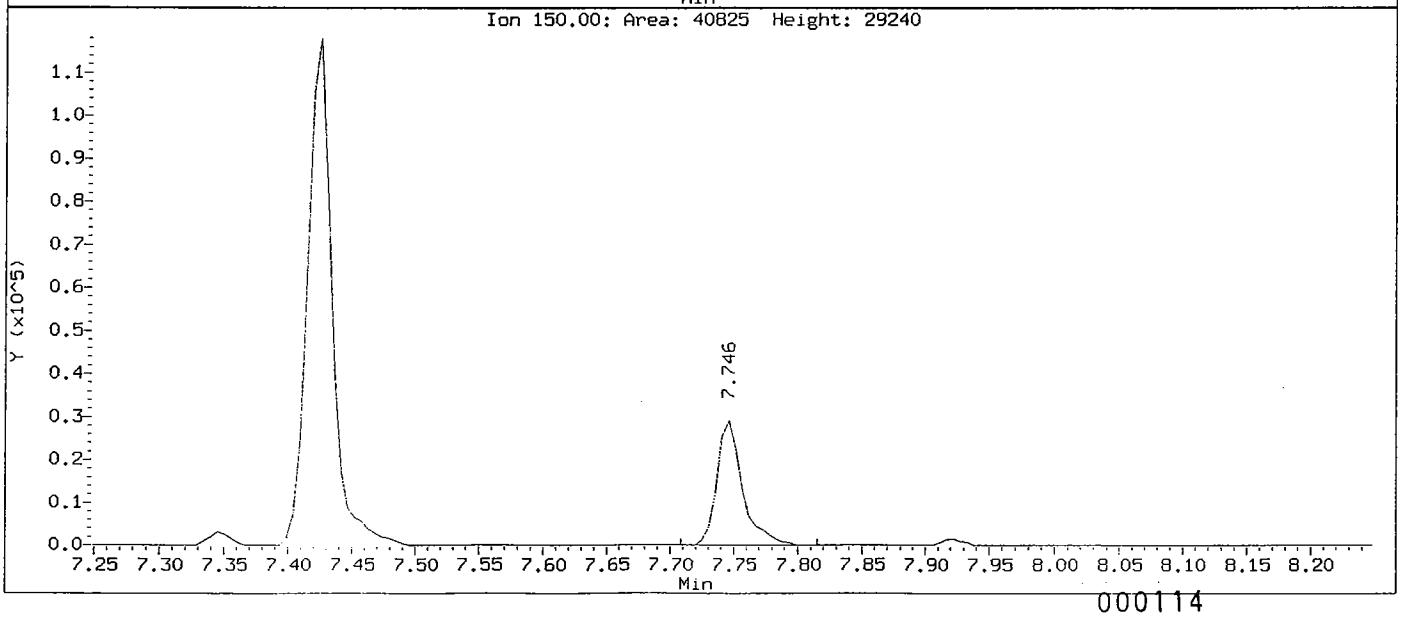

Data File: /chem3/nt4.i/20050802.b/0050802.d
Injection Date: 02-AUG-2005 19:48
Instrument: nt4.i
Client Sample ID:

Compound: Benzyl alcohol
CAS Number: 100-51-6

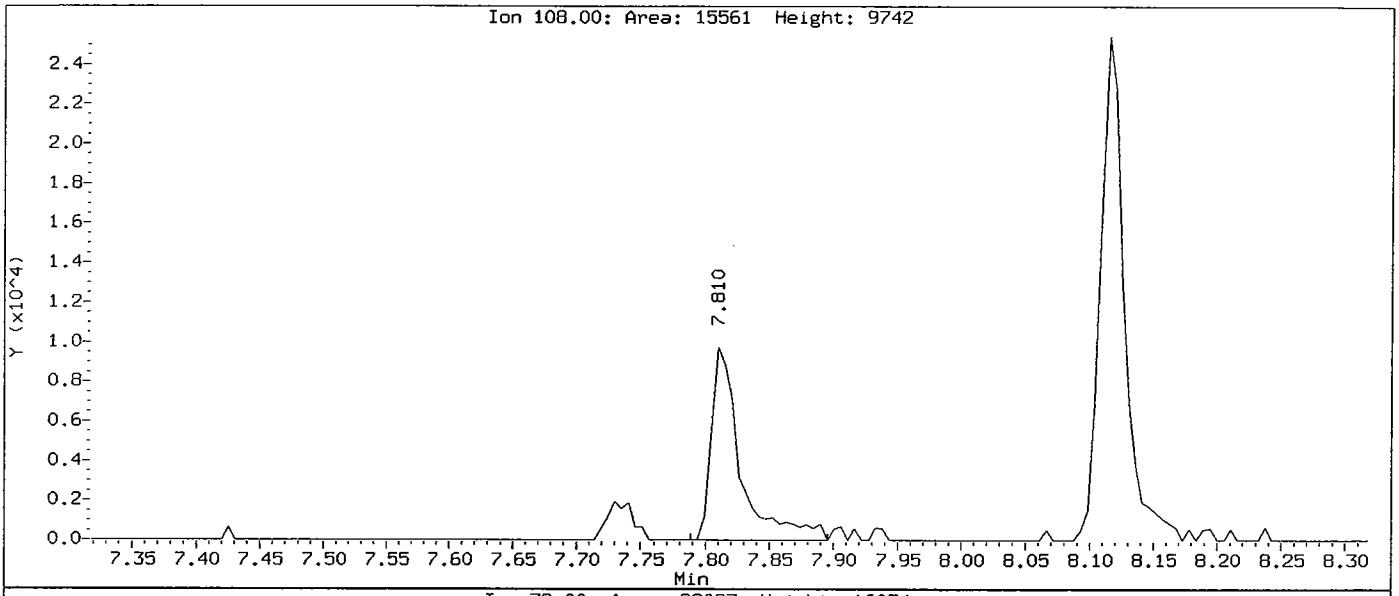

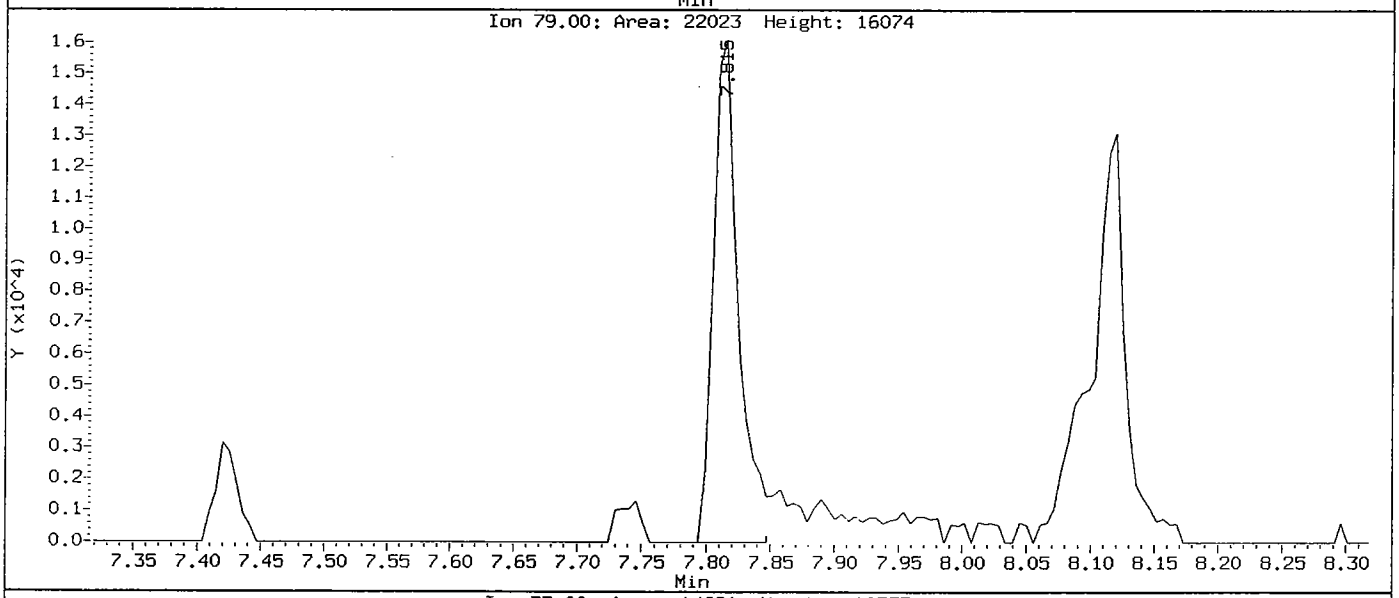

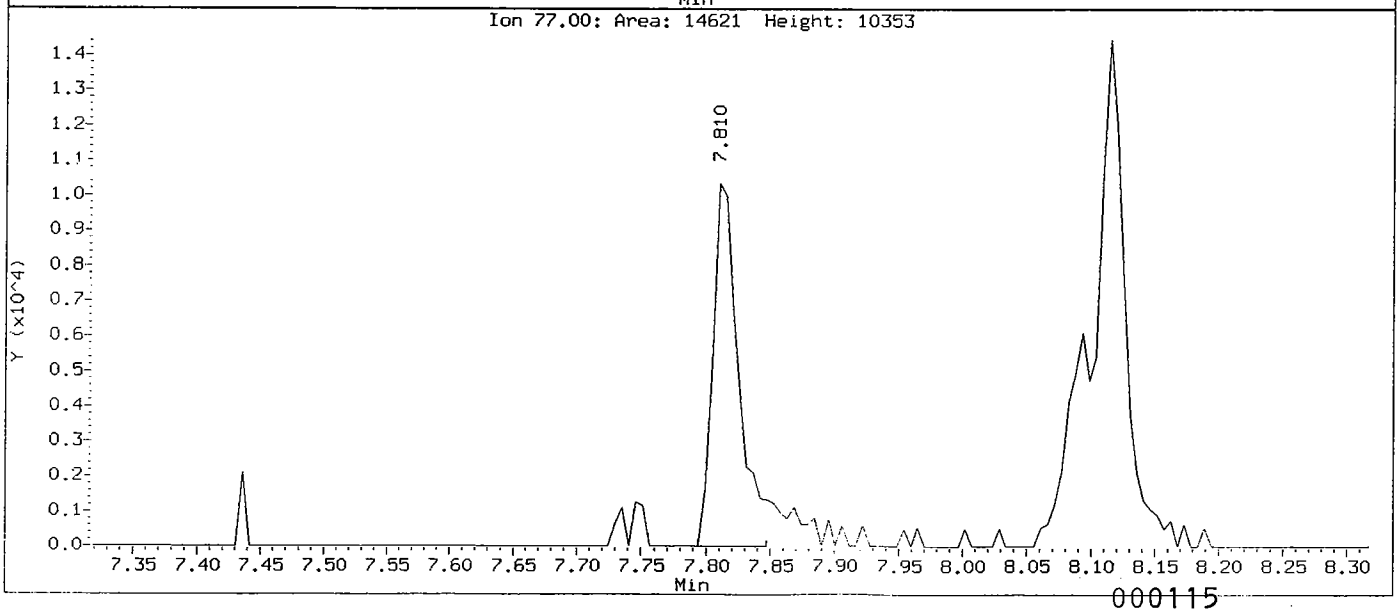

Data File: /chem3/nt4.i/20050802.b/0050802.d
Injection Date: 02-AUG-2005 19:48
Instrument: nt4.i
Client Sample ID:

Compound: 4-Chloro-3-methylphenol
CAS Number: 59-50-7

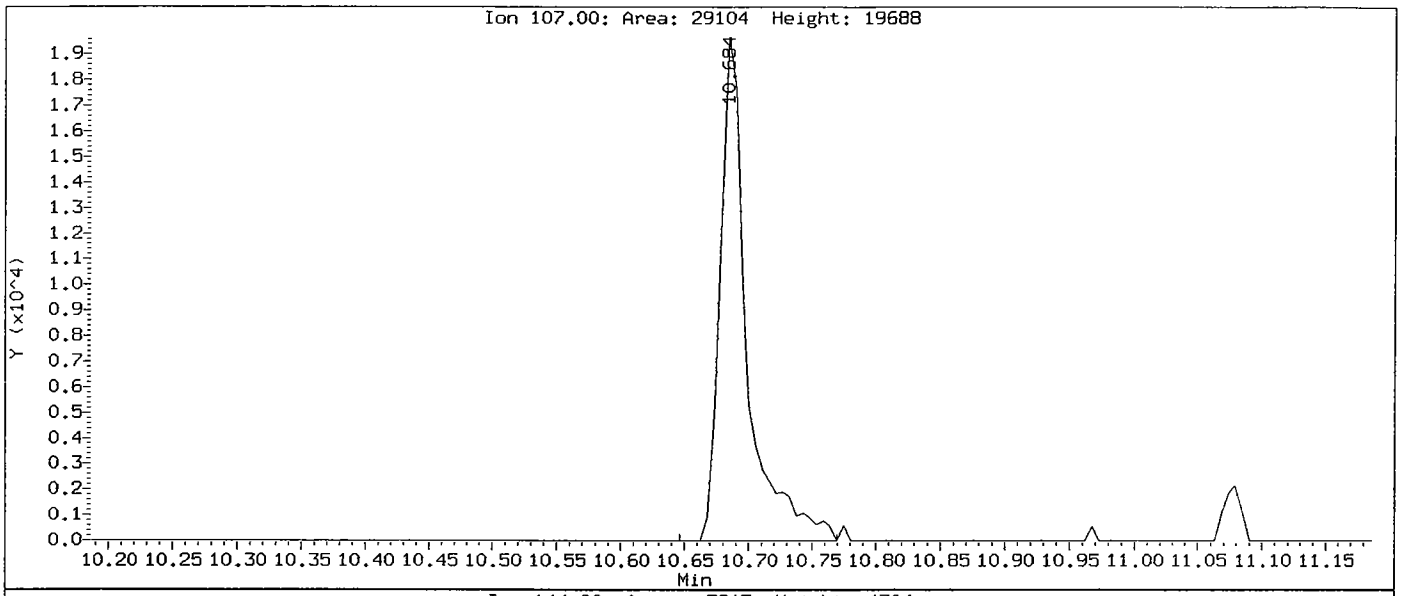

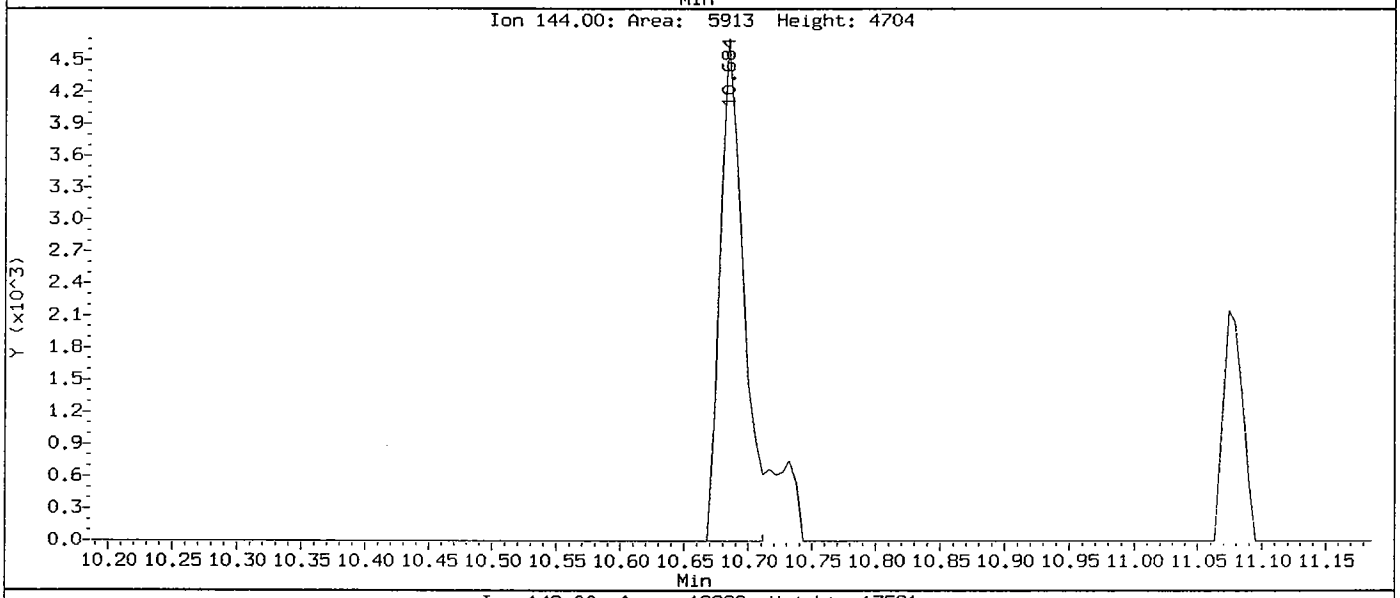

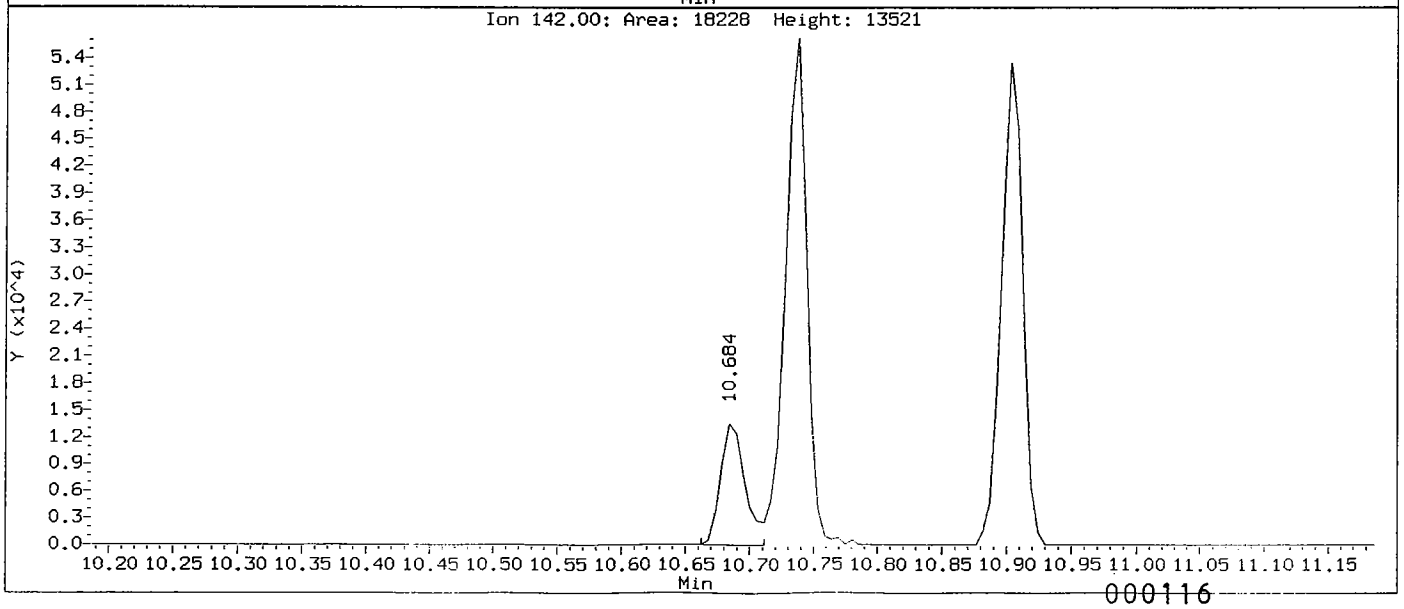

Data File: /chem3/nt4.i/20050802.b/0050802.d
Injection Date: 02-AUG-2005 19:48
Instrument: nt4.i
Client Sample ID:

Compound: Benzo(b)fluoranthene
CAS Number: 205-99-2

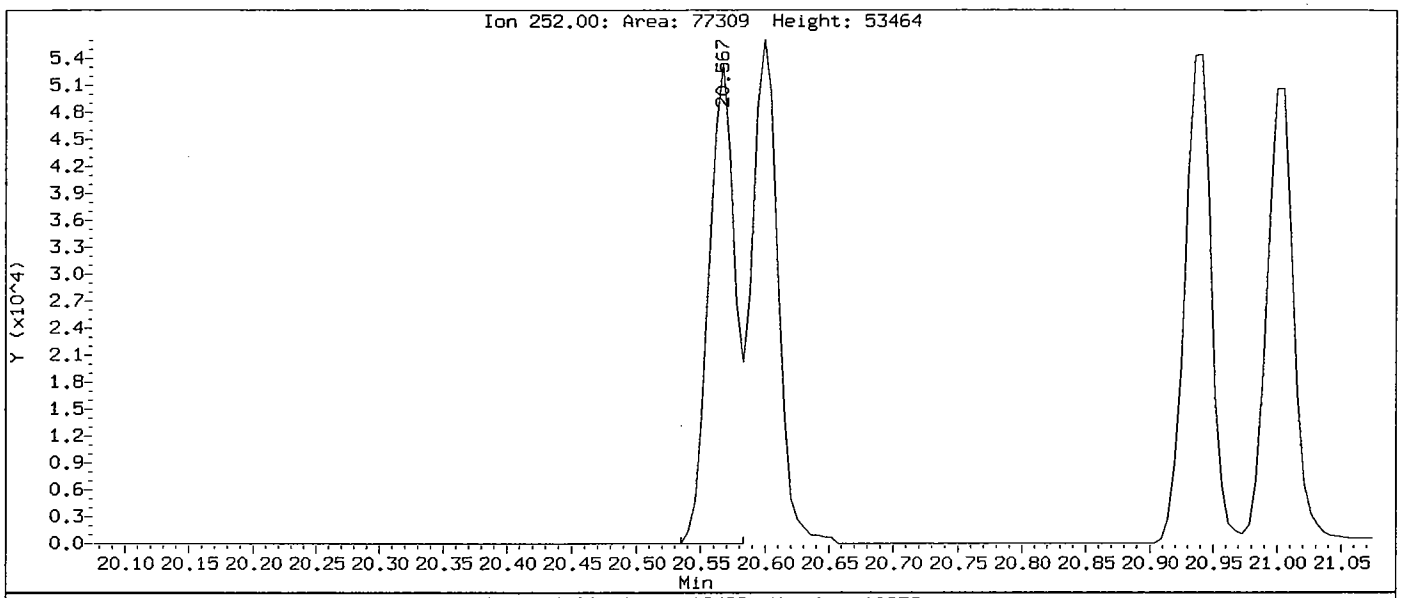

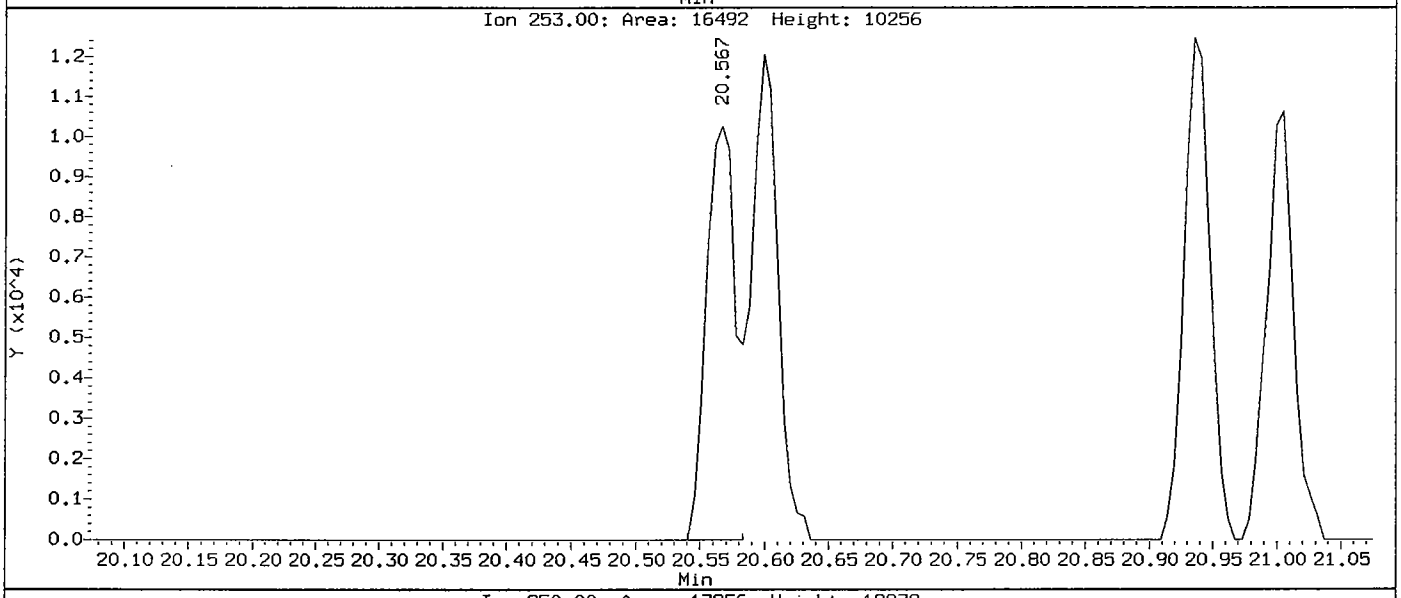

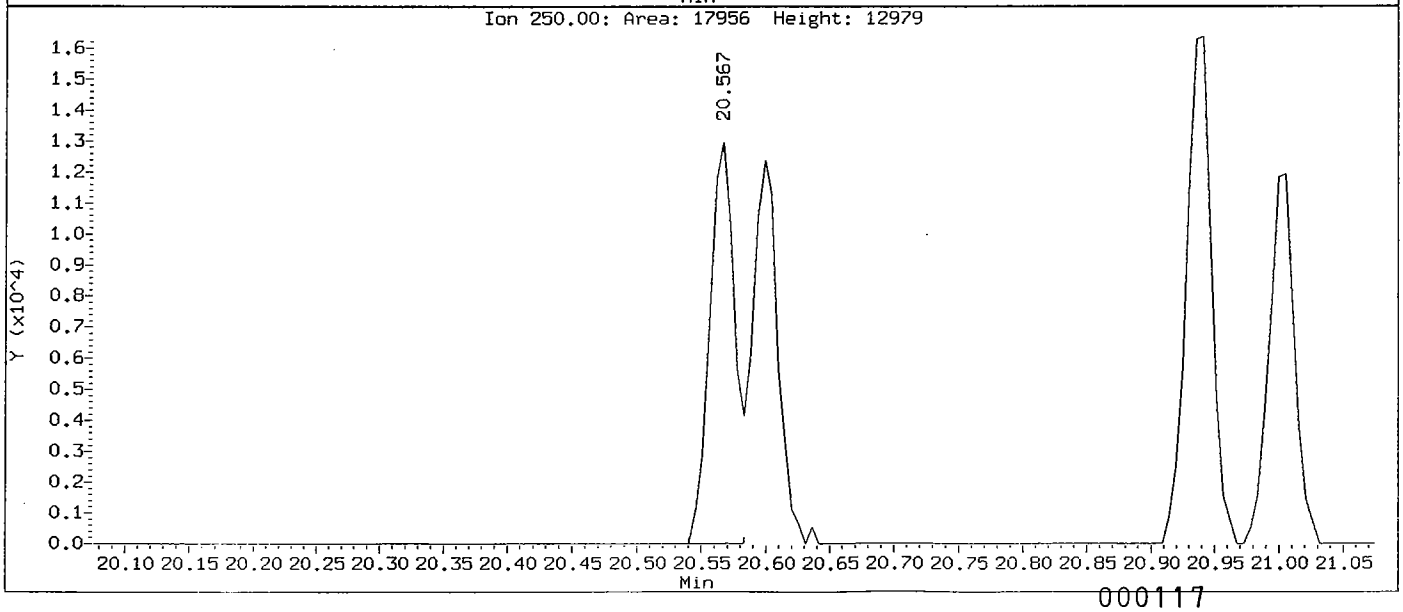

Analytical Resources, Inc.

Semivolatile Report SW846 Method 8270C

Data file : /chem3/nt4.i/20050802.b/0100802.d
Lab Smp Id: ABN 10
Inj Date : 02-AUG-2005 20:22
Operator : VS Inst ID: nt4.i
Smp Info : ABN 10
Misc Info :
Comment : 1ul Injection
Method : /chem3/nt4.i/20050802.b/SW846.m
Meth Date : 03-Aug-2005 13:34 jeff Quant Type: ISTD
Cal Date : 02-AUG-2005 20:22 Cal File: 0100802.d
Als bottle: 6 Calibration Sample, Level: 3
Dil Factor: 1.00000
Integrator: HP RTE Compound Sublist: ICAL.sub
Target Version: 3.50

	Compounds	QUANT SIG MASS	RT	EXP RT	REL RT	RESPONSE	AMOUNTS CAL-AMT (ug/mL)	AMOUNTS ON-COL (ug/mL)
$	1 2-Fluorophenol	112	5.130	5.130	(0.691)	70483	10.0000	9.808
$	2 Phenol-d5	99	7.101	7.101	(0.956)	86139	10.0000	9.251
	3 Phenol	94	7.117	7.117	(0.958)	111206	10.0000	10.25
$	5 2-Chlorophenol-d4	132	7.112	7.112	(0.958)	74031	10.0000	9.959
	4 Bis(2-Chloroethyl)ether	93	7.144	7.144	(0.962)	86501	10.0000	10.15
	6 2-Chlorophenol	128	7.139	7.139	(0.961)	71643	10.0000	10.14
	7 1,3-Dichlorobenzene	146	7.347	7.347	(0.989)	78524	10.0000	10.37
*	8 1,4-Dichlorobenzene-d4	152	7.427	7.427	(1.000)	102683	20.0000	
	9 1,4-Dichlorobenzene	146	7.454	7.454	(1.004)	78785	10.0000	10.07
$	10 1,2-Dichlorobenzene-d4	152	7.748	7.748	(1.043)	46357	10.0000	9.857
	12 1,2-Dichlorobenzene	146	7.769	7.769	(1.046)	76088	10.0000	10.56
	11 Benzyl alcohol	108	7.817	7.817	(1.052)	42173	10.0000	11.75(M)
	14 2,2'-oxybis(1-Chloropropane)	45	8.089	8.089	(1.089)	82941	10.0000	10.27
	13 2-Methylphenol	108	8.116	8.116	(1.093)	65706	10.0000	9.788
	17 Hexachloroethane	117	8.276	8.276	(1.114)	31968	10.0000	10.31
	16 N-Nitroso-di-n-propylamine	70	8.325	8.325	(1.121)	71833	10.0000	10.61
	15 4-Methylphenol	108	8.378	8.378	(1.128)	71911	10.0000	10.34
$	18 Nitrobenzene-d5	82	8.458	8.458	(0.883)	102033	10.0000	10.06
	19 Nitrobenzene	77	8.490	8.490	(0.886)	107768	10.0000	10.39
	20 Isophorone	82	8.896	8.896	(0.929)	176765	10.0000	10.27
	21 2-Nitrophenol	139	9.030	9.030	(0.943)	36694	10.0000	9.601
	22 2,4-Dimethylphenol	107	9.222	9.222	(0.963)	77036	10.0000	10.10
	23 Bis(2-Chloroethoxy)methane	93	9.356	9.356	(0.977)	100458	10.0000	10.20
	24 Benzoic acid	105	9.527	9.527	(0.994)	111249	20.0000	19.06(M)
	25 2,4-Dichlorophenol	162	9.436	9.436	(0.985)	51216	10.0000	9.613
	26 1,2,4-Trichlorobenzene	180	9.537	9.537	(0.996)	61954	10.0000	10.13
*	27 Naphthalene-d8	136	9.580	9.580	(1.000)	378894	20.0000	

	Compounds	QUANT SIG MASS	RT	EXP RT	REL RT	RESPONSE	AMOUNTS CAL-AMT (ug/mL)	AMOUNTS ON-COL (ug/mL)
	28 Naphthalene	128	9.607	9.607	(1.003)	211662	10.0000	10.20
	29 4-Chloroaniline	127	9.815	9.815	(1.025)	86432	10.0000	10.18
	30 Hexachlorobutadiene	225	9.949	9.949	(1.038)	31890	10.0000	10.03
	31 4-Chloro-3-methylphenol	107	10.686	10.686	(1.115)	63911	10.0000	9.829
	32 2-Methylnaphthalene	141	10.739	10.739	(1.121)	116584	10.0000	10.24
	33 Hexachlorocyclopentadiene	237	11.124	11.124	(0.895)	19272	10.0000	8.838
	34 2,4,6-Trichlorophenol	196	11.289	11.289	(0.909)	35775	10.0000	9.696
	35 2,4,5-Trichlorophenol	196	11.343	11.343	(0.913)	36808	10.0000	9.826
$	36 2-Fluorobiphenyl	172	11.407	11.407	(0.918)	132308	10.0000	9.988
	37 2-Chloronaphthalene	162	11.503	11.503	(0.926)	118957	10.0000	10.18
	38 2-Nitroaniline	65	11.792	11.792	(0.949)	50257	10.0000	10.07
	39 Dimethylphthalate	163	12.182	12.182	(0.981)	132155	10.0000	10.21
	40 Acenaphthylene	152	12.166	12.166	(0.979)	194178	10.0000	10.16
	41 2,6-Dinitrotoluene	165	12.272	12.272	(0.988)	29680	10.0000	10.05
*	42 Acenaphthene-d10	164	12.422	12.422	(1.000)	203009	20.0000	
	43 3-Nitroaniline	138	12.470	12.470	(1.004)	34154	10.0000	10.12
	44 Acenaphthene	153	12.470	12.470	(1.004)	123757	10.0000	10.10
	45 2,4-Dinitrophenol	184	12.625	12.625	(1.016)	22861	20.0000	16.50
	46 Dibenzofuran	168	12.726	12.726	(1.024)	159151	10.0000	10.21
	47 4-Nitrophenol	109	12.844	12.844	(1.034)	19391	10.0000	9.490(M)
	48 2,4-Dinitrotoluene	165	12.876	12.876	(1.037)	37199	10.0000	9.960
	50 Diethylphthalate	149	13.319	13.319	(1.072)	134580	10.0000	10.40
	49 Fluorene	166	13.271	13.271	(1.068)	131841	10.0000	10.18
	51 4-Chlorophenyl-phenylether	204	13.330	13.330	(1.073)	63810	10.0000	10.24
	52 4-Nitroaniline	138	13.448	13.448	(1.083)	31079	10.0000	9.989
	53 4,6-Dinitro-2-methylphenol	198	13.506	13.506	(0.916)	39959	20.0000	18.68
	54 N-Nitrosodiphenylamine	169	13.554	13.554	(0.920)	69202	10.0000	10.25
$	55 2,4,6-Tribromophenol	330	13.704	13.704	(1.103)	13092	10.0000	10.07
	56 4-Bromophenyl-phenylether	248	14.094	14.094	(0.956)	31414	10.0000	9.992
	57 Hexachlorobenzene	284	14.276	14.276	(0.968)	33542	10.0000	10.28
	58 Pentachlorophenol	266	14.596	14.596	(0.990)	17992	10.0000	9.596
*	59 Phenanthrene-d10	188	14.740	14.740	(1.000)	303245	20.0000	
	60 Phenanthrene	178	14.778	14.778	(1.003)	184222	10.0000	9.990
	61 Anthracene	178	14.842	14.842	(1.007)	184768	10.0000	10.09
	62 Carbazole	167	15.168	15.168	(1.029)	147988	10.0000	10.15
	63 Di-n-butylphthalate	149	15.926	15.926	(1.080)	205006	10.0000	10.46
	64 Fluoranthene	202	16.669	16.669	(1.131)	179082	10.0000	10.28
	65 Pyrene	202	17.011	17.011	(0.896)	185203	10.0000	10.11
$	66 Terphenyl-d14	244	17.379	17.379	(0.916)	108293	10.0000	9.909
	67 Butylbenzylphthalate	149	18.298	18.298	(0.964)	87437	10.0000	10.36
	68 Benzo(a)anthracene	228	18.950	18.950	(0.999)	161421	10.0000	10.00
*	69 Chrysene-d12	240	18.977	18.977	(1.000)	234466	20.0000	
	70 3,3'-Dichlorobenzidine	252	19.025	19.025	(1.003)	52119	10.0000	9.773
	71 Chrysene	228	19.014	19.014	(1.002)	157426	10.0000	9.926
	72 bis(2-Ethylhexyl)phthalate	149	19.297	19.297	(0.954)	119352	10.0000	10.29
*	134 Di-n-octylphthalate-d4	153	20.221	20.221	(1.000)	421039	20.0000	
	73 Di-n-octylphthalate	149	20.232	20.232	(1.001)	223868	10.0000	10.21

	Compounds	QUANT SIG MASS	RT	EXP RT	REL RT	RESPONSE	AMOUNTS CAL-AMT (ug/mL)	ON-COL (ug/mL)
74	Benzo(b)fluoranthene	252	20.574	20.574	(0.975)	170121	10.0000	9.832 (H)
75	Benzo(k)fluoranthene	252	20.606	20.606	(0.977)	165627	10.0000	9.999
76	Benzo(a)pyrene	252	21.007	21.007	(0.996)	155457	10.0000	10.01
* 77	Perylene-d12	264	21.098	21.098	(1.000)	250617	20.0000	
78	Indeno(1,2,3-cd)pyrene	276	22.422	22.422	(1.063)	154114	10.0000	9.559 (H)
79	Dibenzo(a,h)anthracene	278	22.454	22.454	(1.064)	154072	10.0000	10.19
80	Benzo(g,h,i)perylene	276	22.711	22.711	(1.076)	163823	10.0000	9.932
90	N-Nitrosodimethylamine	74	2.336	2.336	(0.315)	53871	10.0000	11.07
103	Pyridine	79	2.320	2.320	(0.312)	84217	10.0000	11.04 (M)
91	Aniline	93	6.973	6.973	(0.939)	125131	10.0000	10.32
105	1-methylnaphthalene	141	10.905	10.905	(1.138)	117469	10.0000	10.17
93	Benzidine	184	16.989	16.989	(0.895)	41424	10.0000	10.40
98	Retene	219	17.593	17.593	(0.927)	59703	10.0000	10.39
111	Azobenzene (1,2-DP-Hydrazine)	77	13.570	13.570	(1.092)	198593	10.0000	10.47
144	alpha-Terpineol	59	9.687	9.687	(1.011)	33617	10.0000	10.82
143	1,4-Dioxane	58	Compound Not Detected.					
$ 137	d8-1,4-Dioxane	96	Compound Not Detected.					
133	Butylatedhydroxytoluene	205	12.652	12.652	(1.018)	93187	10.0000	10.02
115	Tributyl Phosphate	99	13.709	13.709	(0.930)	177447	10.0000	10.51
116	Dibutyl Phenyl Phosphate	175	15.381	15.381	(1.043)	90111	10.0000	10.42
117	Butyl Diphenyl Phosphate	94	17.027	17.027	(0.897)	41187	10.0000	10.56
118	Triphenyl Phosphate	326	18.592	18.592	(0.980)	26071	10.0000	10.49

QC Flag Legend

M - Compound response manually integrated.
H - Operator selected an alternate compound hit.

Analytical Resources, Inc.

INTERNAL STANDARD COMPOUNDS
AREA AND RT SUMMARY

Instrument ID: nt4.i
Lab File ID: 0100802.d
Lab Smp Id: ABN 10
Analysis Type: SV
Quant Type: ISTD
Operator: VS
Method File: /chem3/nt4.i/20050802.b/SW846.m
Misc Info:

Calibration Date: 02-AUG-2005
Calibration Time: 17:35
Level:
Sample Type:

		AREA LIMIT			
COMPOUND	STANDARD	LOWER	UPPER	SAMPLE	%DIFF
8 1,4-Dichlorobenze	124009	62004	248018	102683	-17.20
27 Naphthalene-d8	439086	219543	878172	378894	-13.71
42 Acenaphthene-d10	234157	117078	468314	203009	-13.30
59 Phenanthrene-d10	344042	172021	688084	303245	-11.86
69 Chrysene-d12	264444	132222	528888	234466	-11.34
134 Di-n-octylphthala	474443	237222	948886	421039	-11.26
77 Perylene-d12	280601	140300	561202	250617	-10.69

		RT LIMIT			
COMPOUND	STANDARD	LOWER	UPPER	SAMPLE	%DIFF
8 1,4-Dichlorobenze	7.43	6.93	7.93	7.43	-0.03
27 Naphthalene-d8	9.58	9.08	10.08	9.58	-0.02
42 Acenaphthene-d10	12.42	11.92	12.92	12.42	-0.02
59 Phenanthrene-d10	14.74	14.24	15.24	14.74	-0.01
69 Chrysene-d12	18.98	18.48	19.48	18.98	-0.01
134 Di-n-octylphthala	20.22	19.72	20.72	20.22	0.02
77 Perylene-d12	21.10	20.60	21.60	21.10	-0.01

AREA UPPER LIMIT = +100% of internal standard area.
AREA LOWER LIMIT = - 50% of internal standard area.
RT UPPER LIMIT = + 0.50 minutes of internal standard RT.
RT LOWER LIMIT = - 0.50 minutes of internal standard RT.

Data File: /chem3/nt4.i/20050802.b/0100802.d
Date : 02-AUG-2005 20:22
Client ID:
Sample Info: ABN 10

Column phase: RTX-5

Instrument: nt4.i

Operator: VS
Column diameter: 0.32

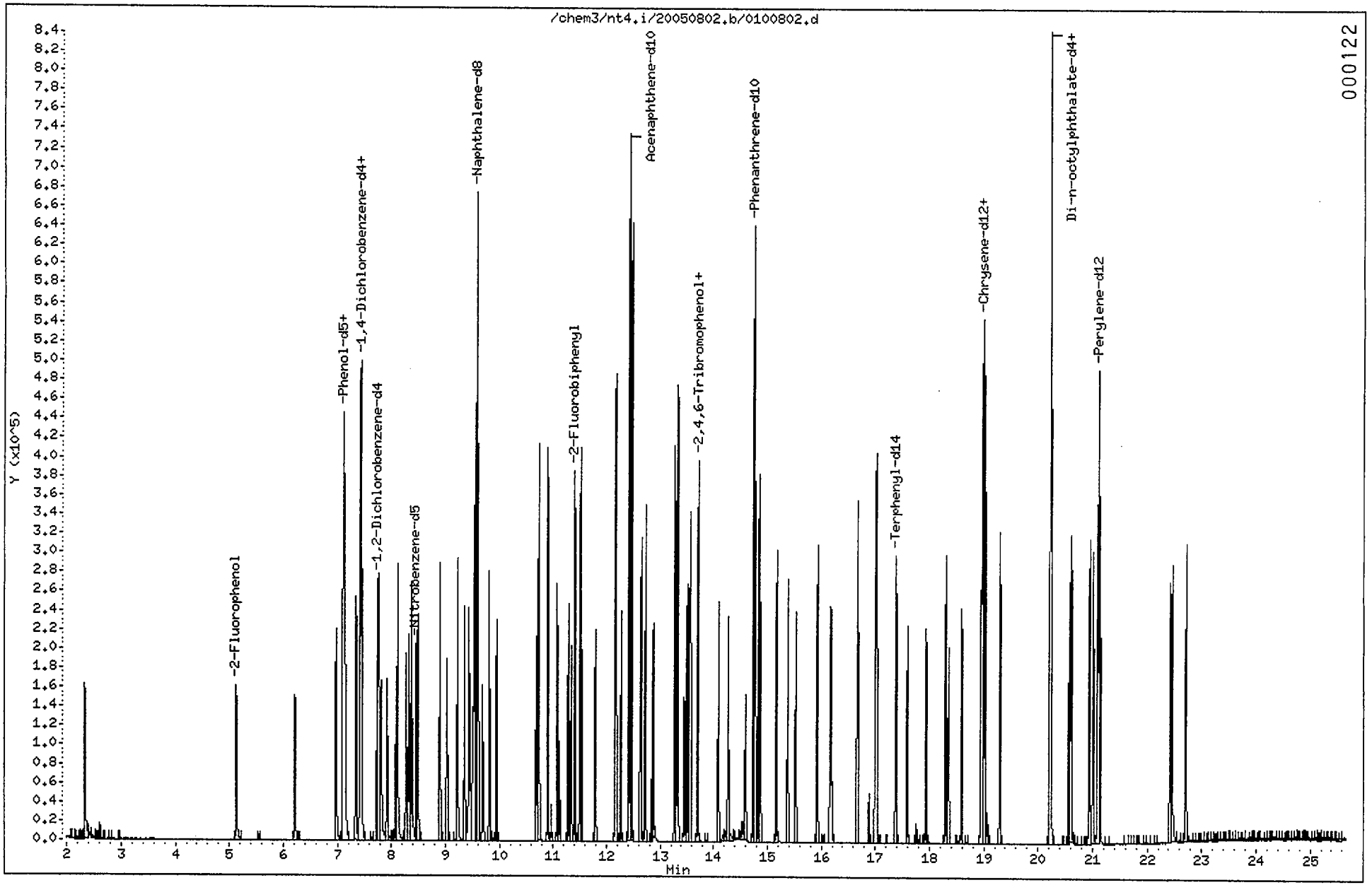

Data File: /chem3/nt4.i/20050802.b/0100802.d
Injection Date: 02-AUG-2005 20:22
Instrument: nt4.i
Client Sample ID:

Compound: Benzyl alcohol
CAS Number: 100-51-6

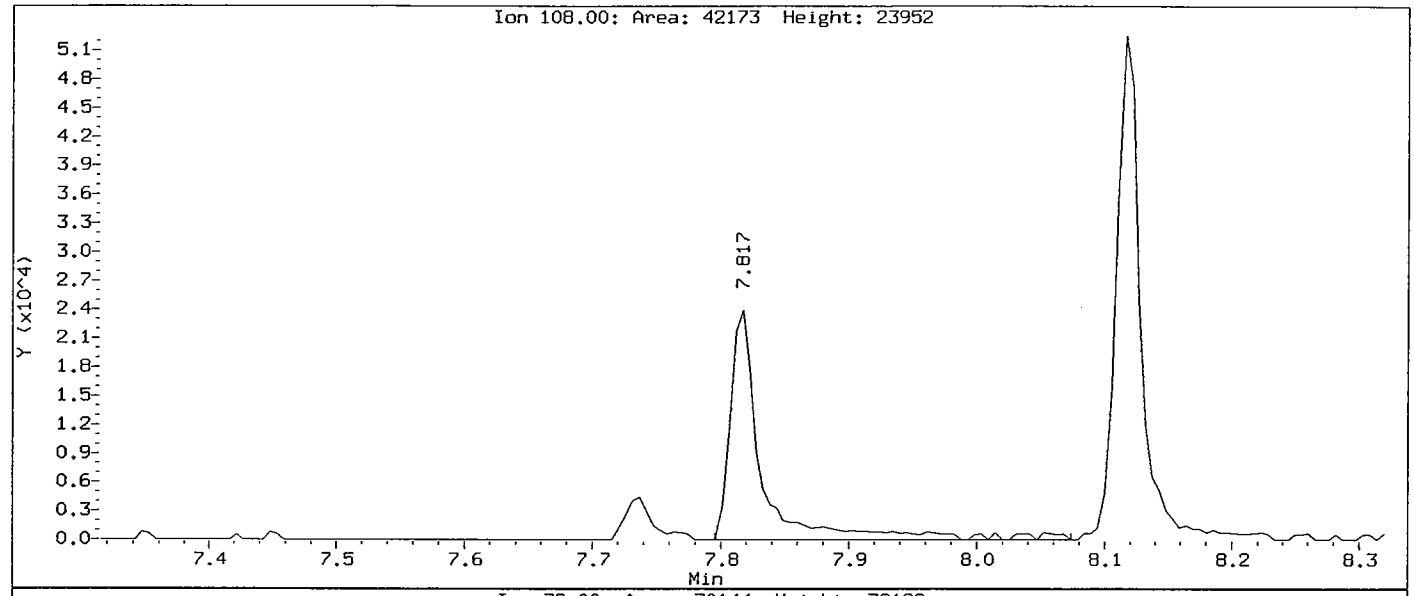

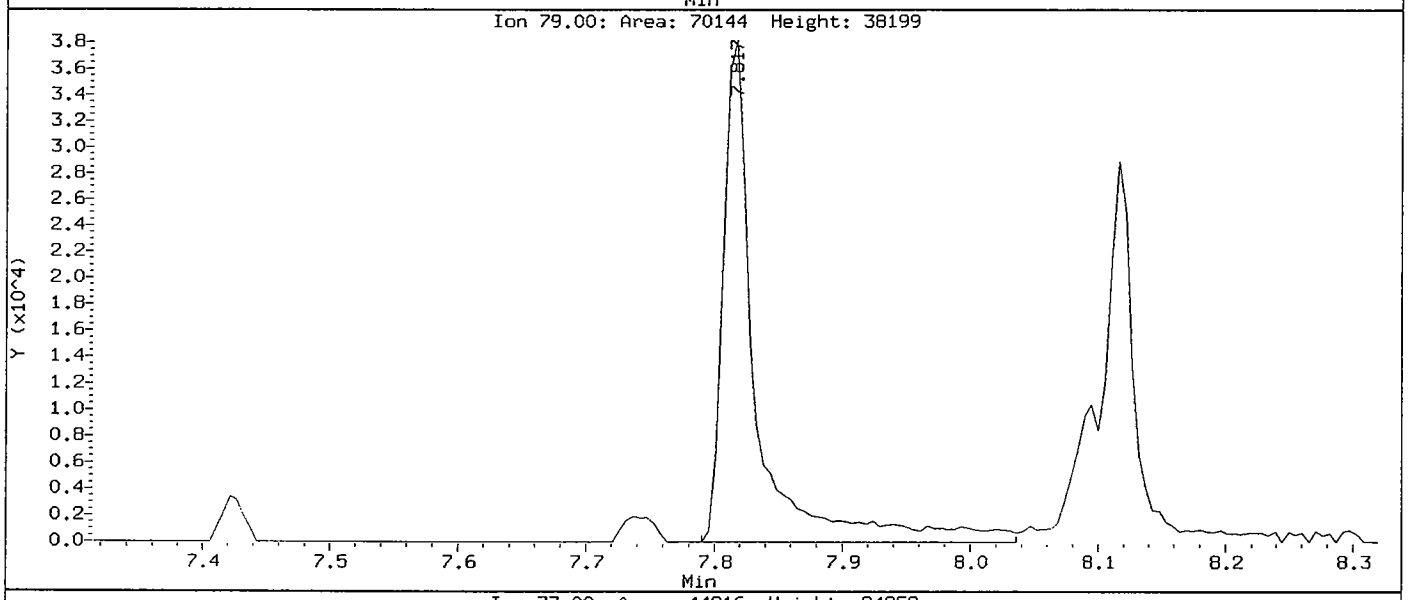

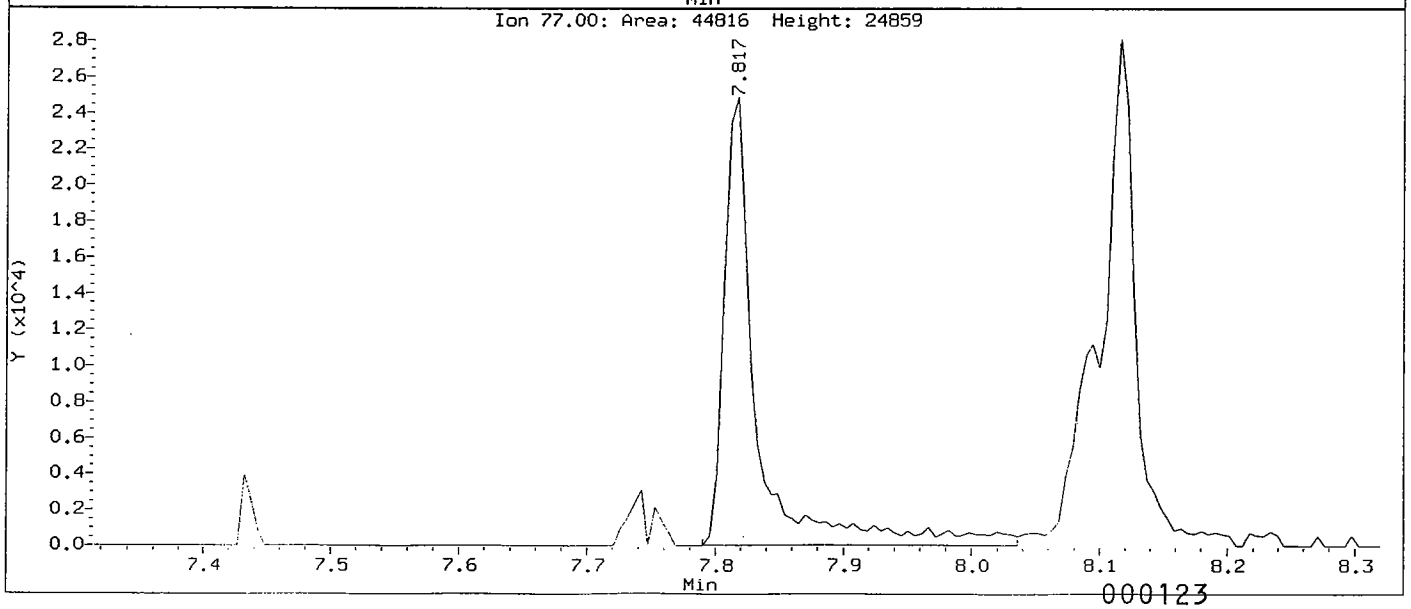

Data File: /chem3/nt4.i/20050802.b/0100802.d
Injection Date: 02-AUG-2005 20:22
Instrument: nt4.i
Client Sample ID:

Compound: Benzoic acid
CAS Number: 65-85-0

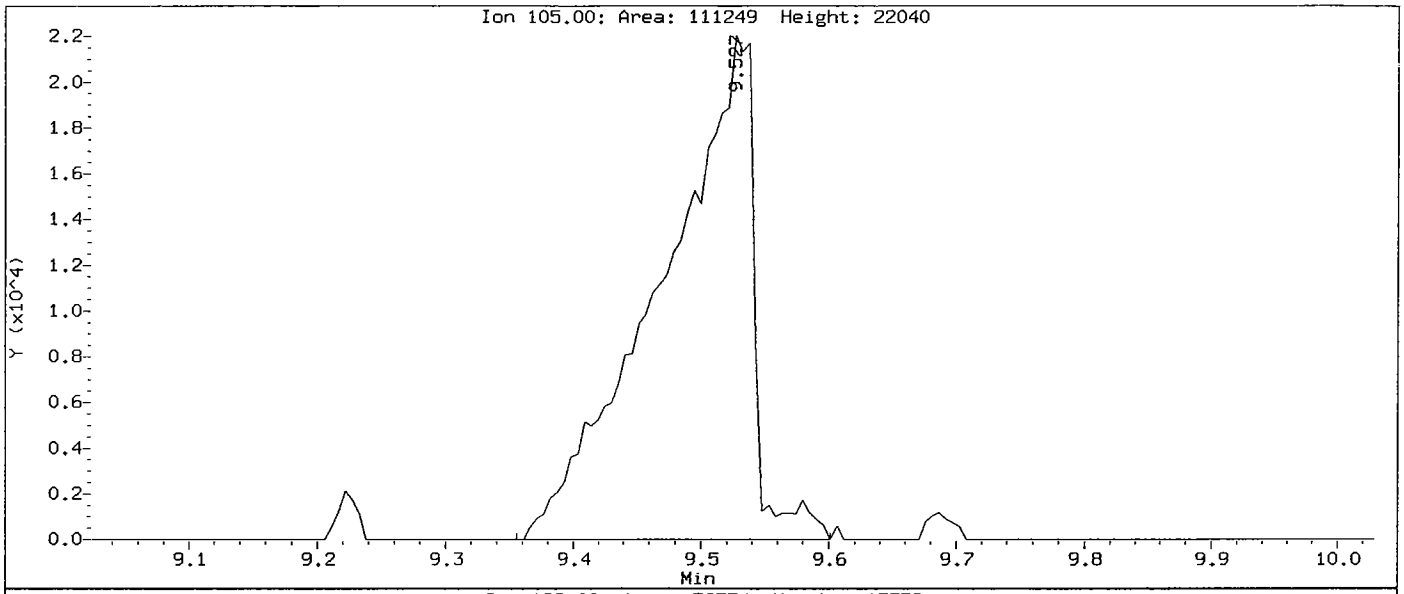

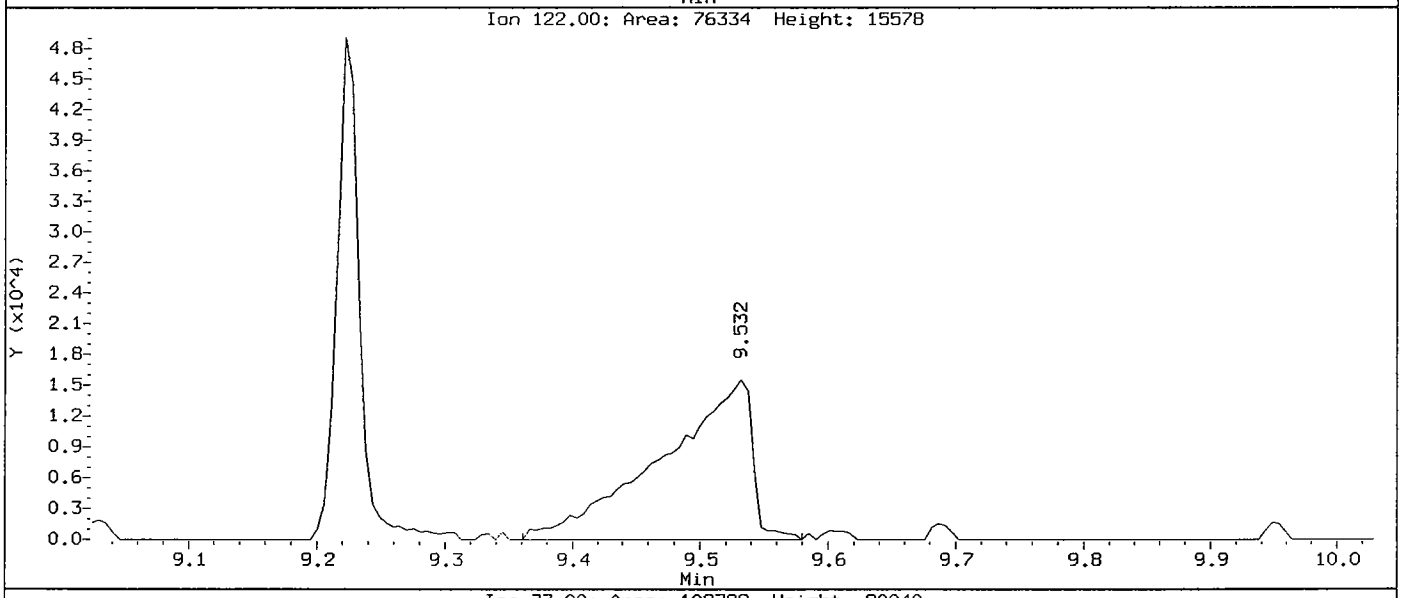

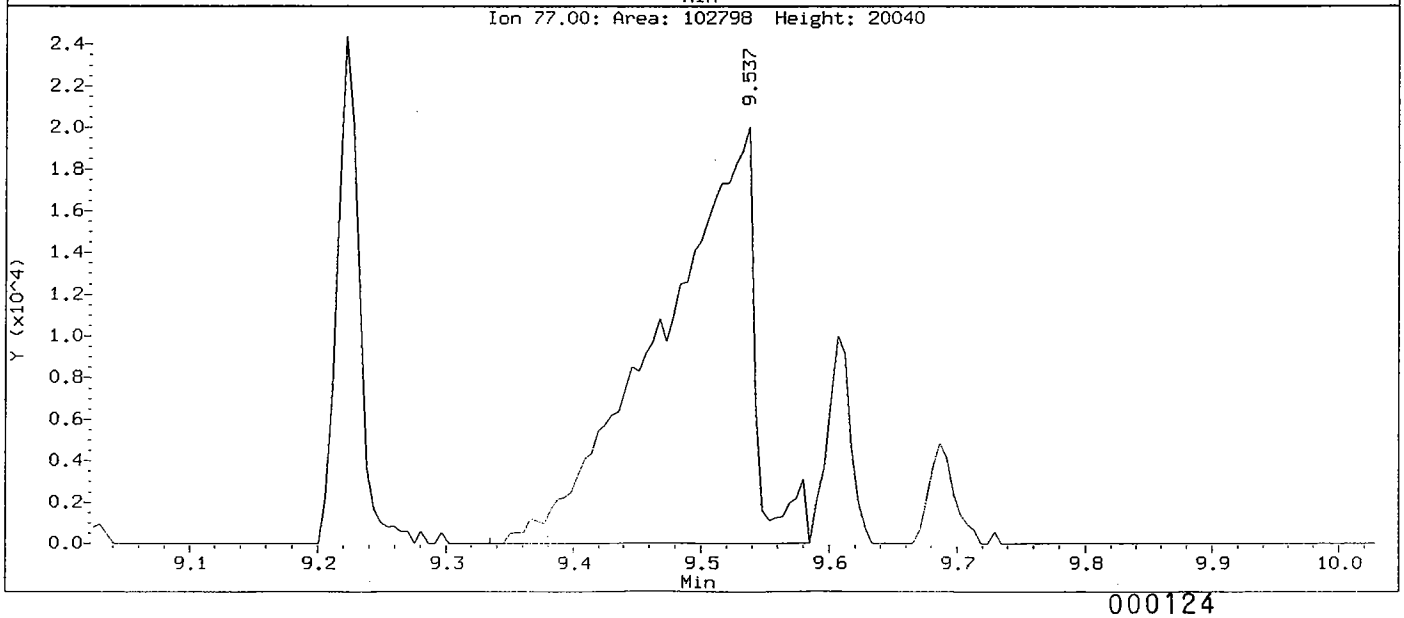

Data File: /chem3/nt4.i/20050802.b/0100802.d
Injection Date: 02-AUG-2005 20:22
Instrument: nt4.i
Client Sample ID:

Compound: 4-Nitrophenol
CAS Number: 100-02-7

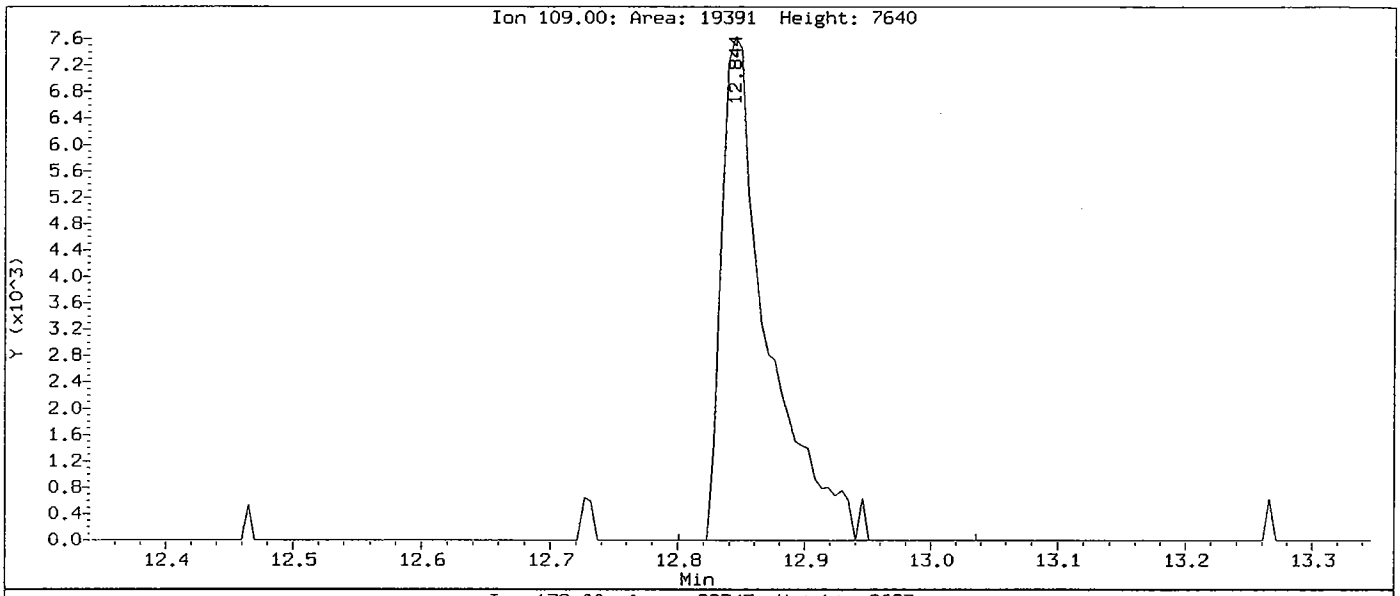

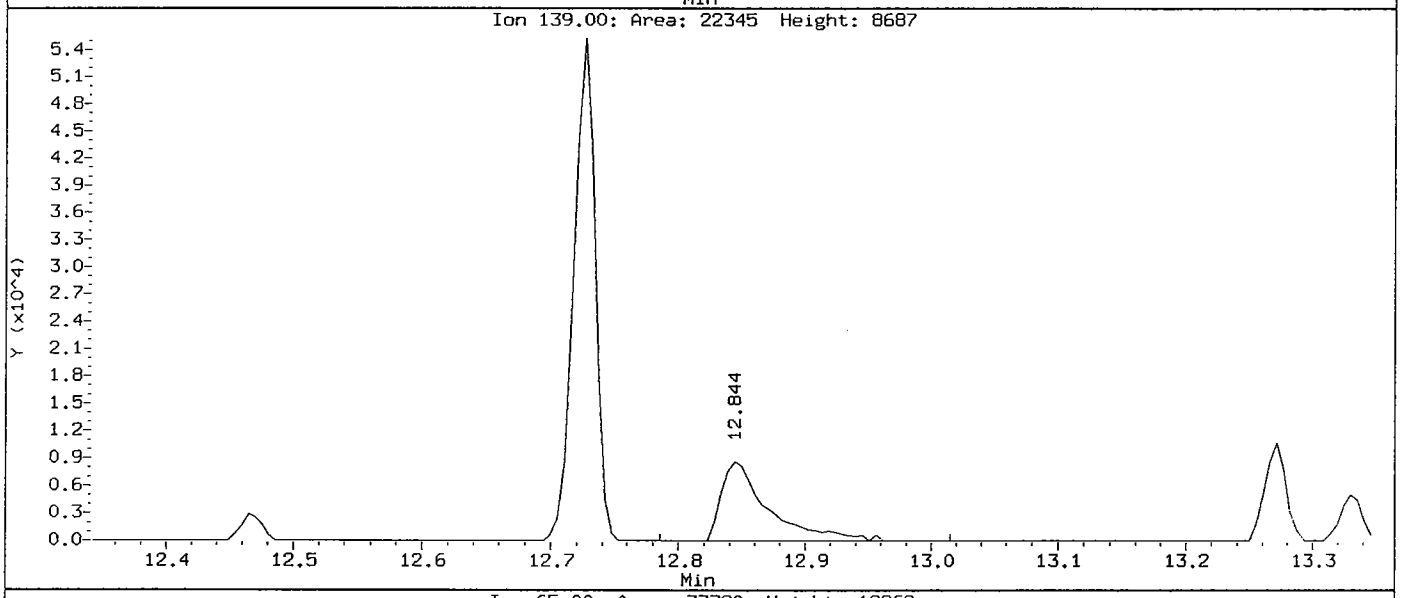

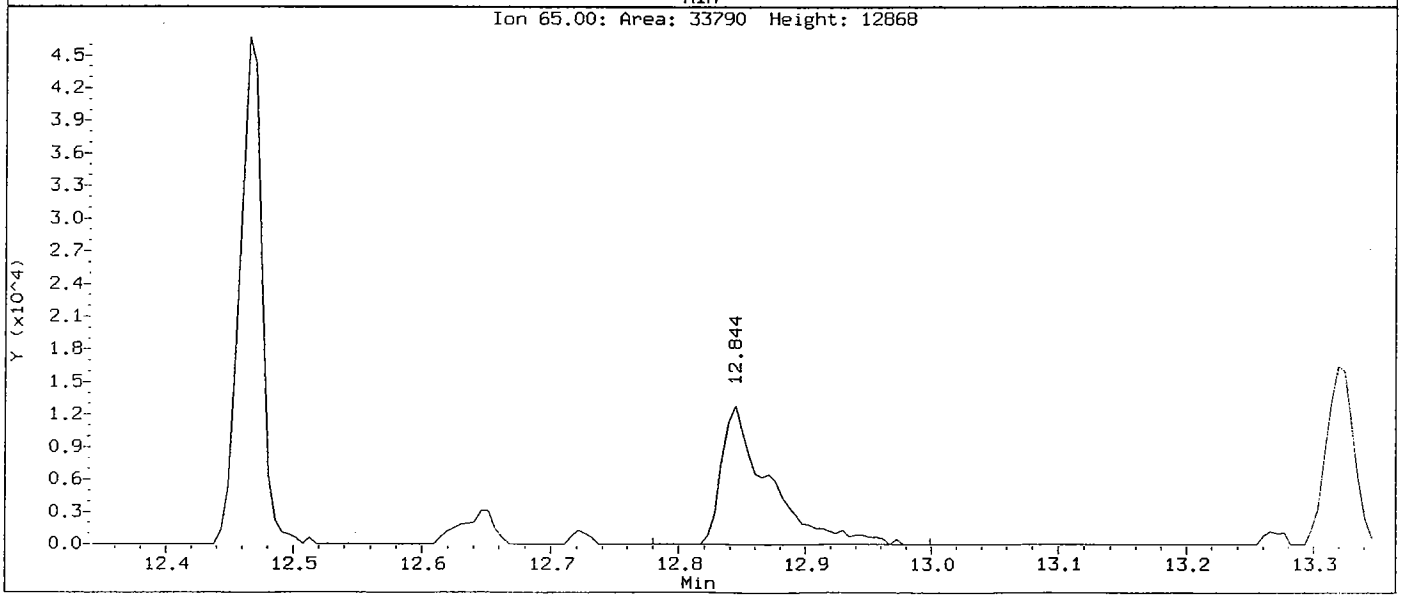

Data File: /chem3/nt4.i/20050802.b/0100802.d
Injection Date: 02-AUG-2005 20:22
Instrument: nt4.i
Client Sample ID:

Compound: Benzo(b)fluoranthene
CAS Number: 205-99-2

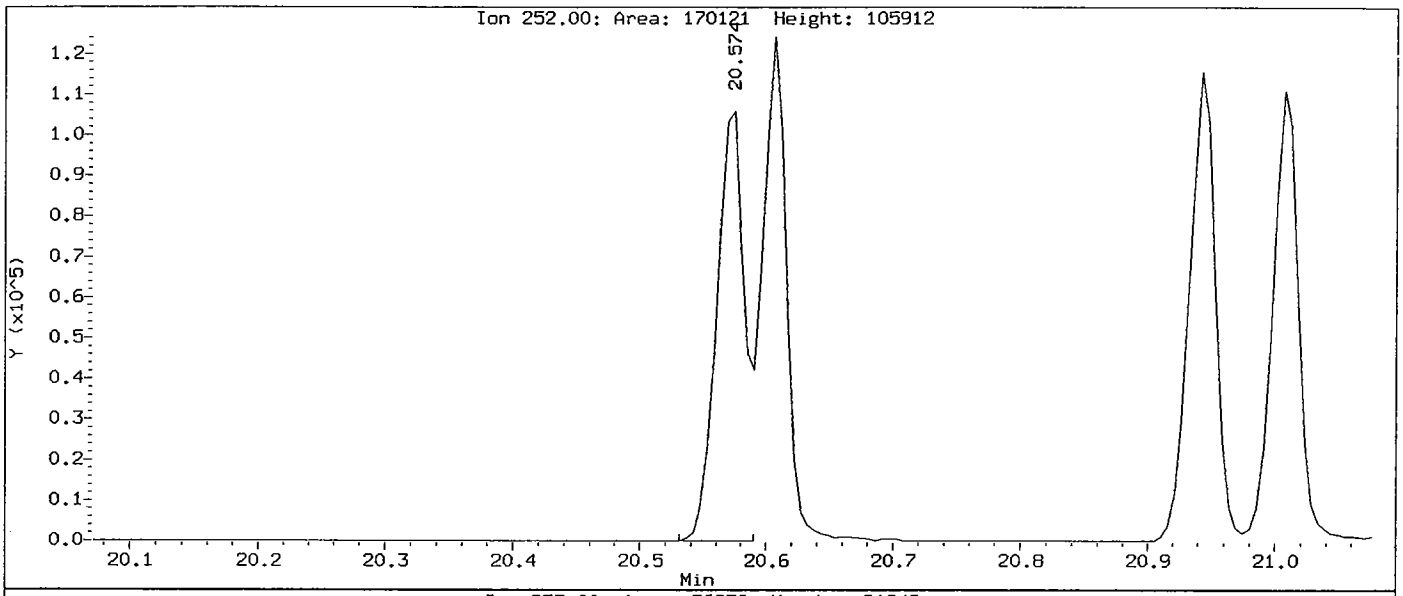

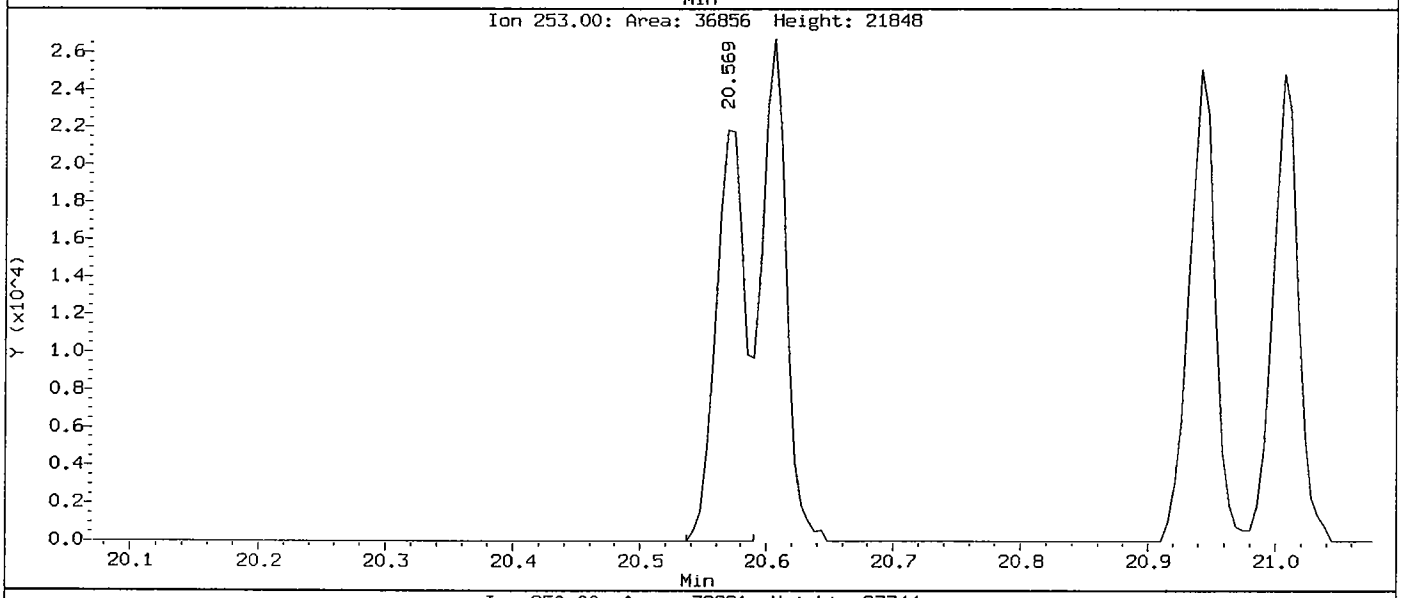

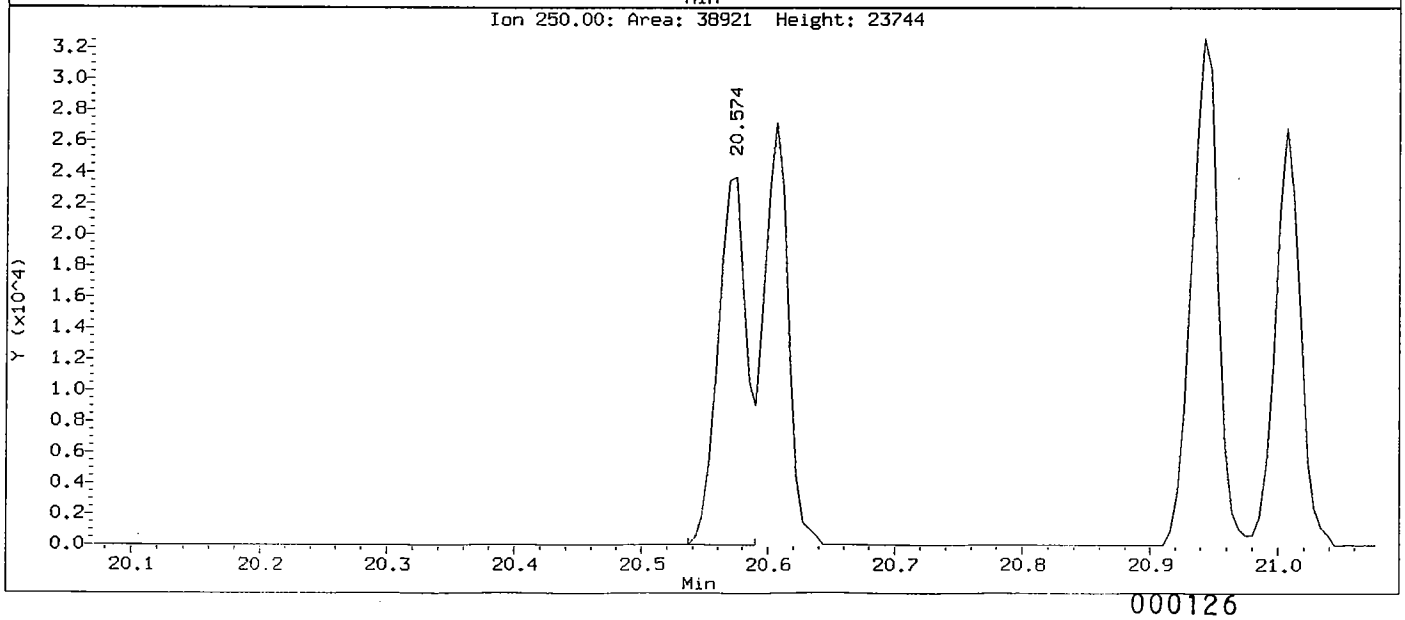

Data File: /chem3/nt4.i/20050802.b/0100802.d
Injection Date: 02-AUG-2005 20:22
Instrument: nt4.i
Client Sample ID:

Compound: Indeno(1,2,3-cd)pyrene
CAS Number: 193-39-5

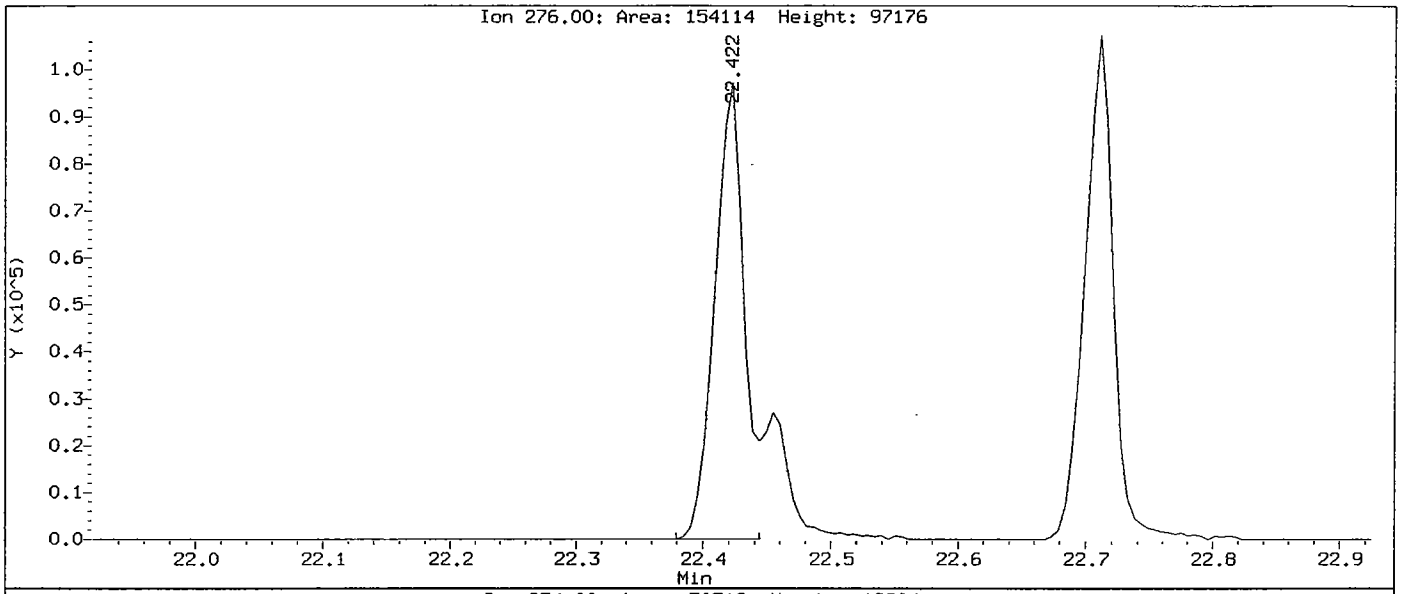

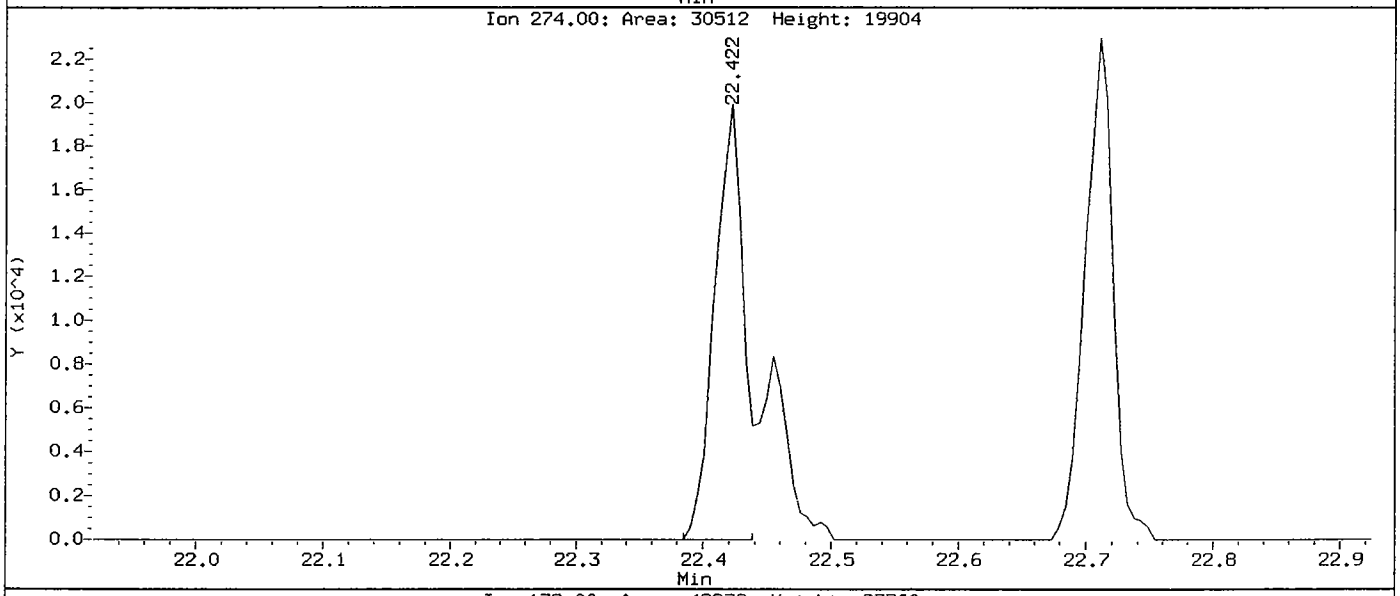

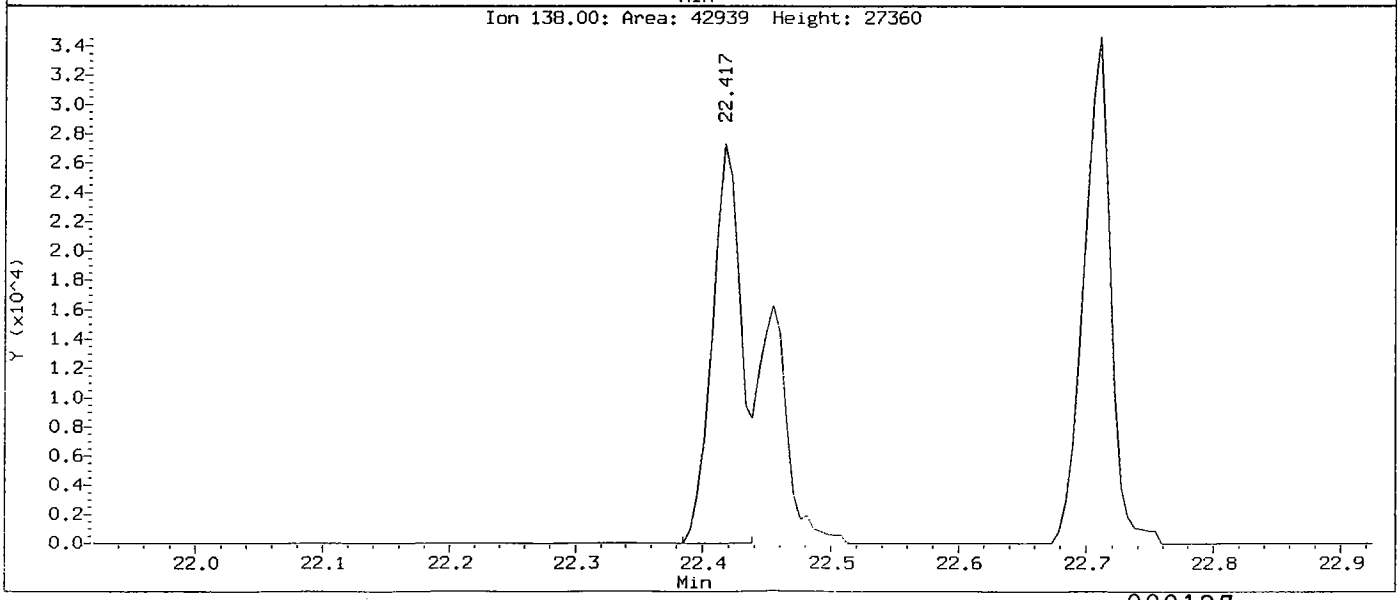

Data File: /chem3/nt4.i/20050802.b/0100802.d
Injection Date: 02-AUG-2005 20:22
Instrument: nt4.i
Client Sample ID:

Compound: Pyridine
CAS Number:

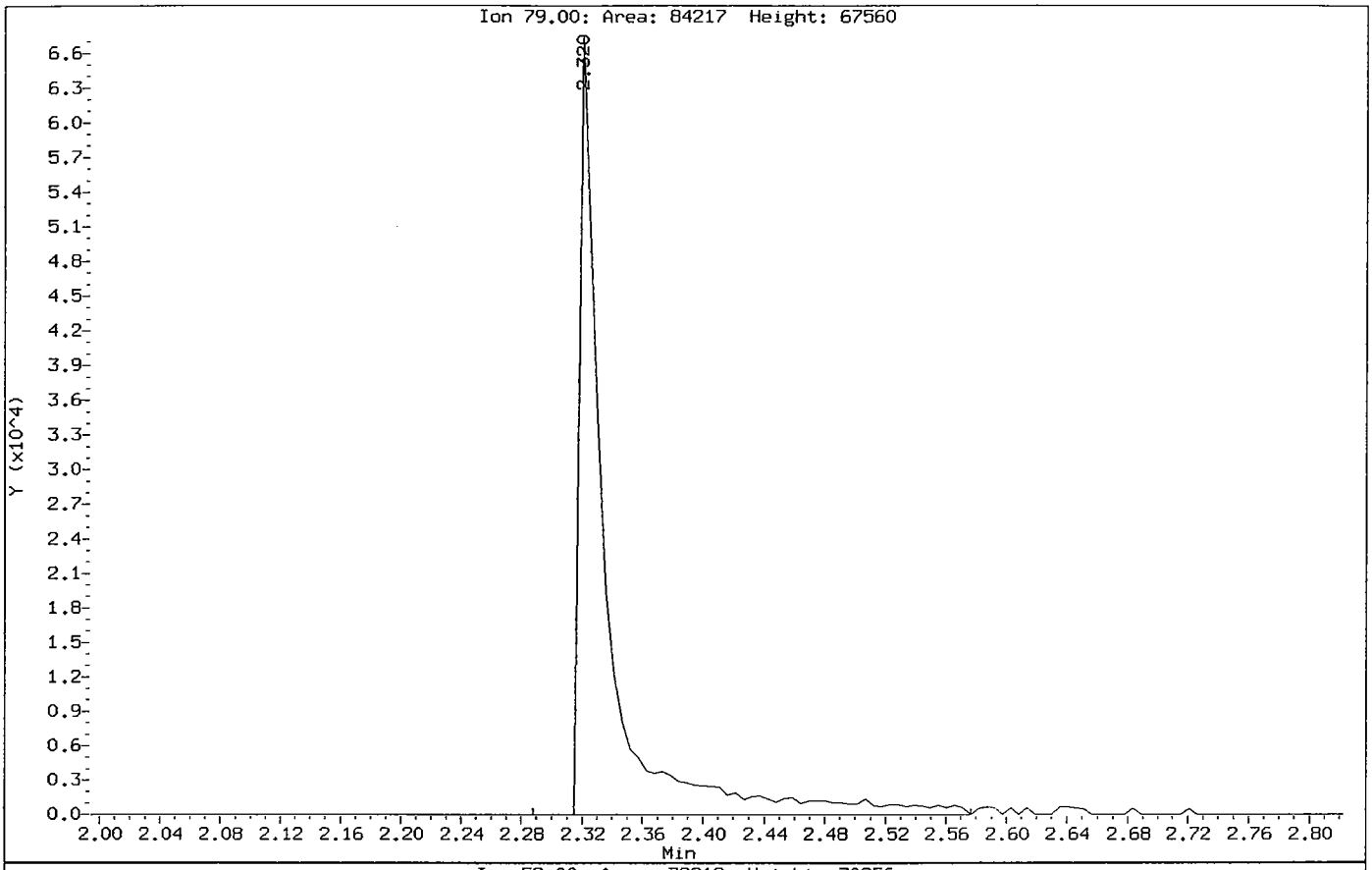

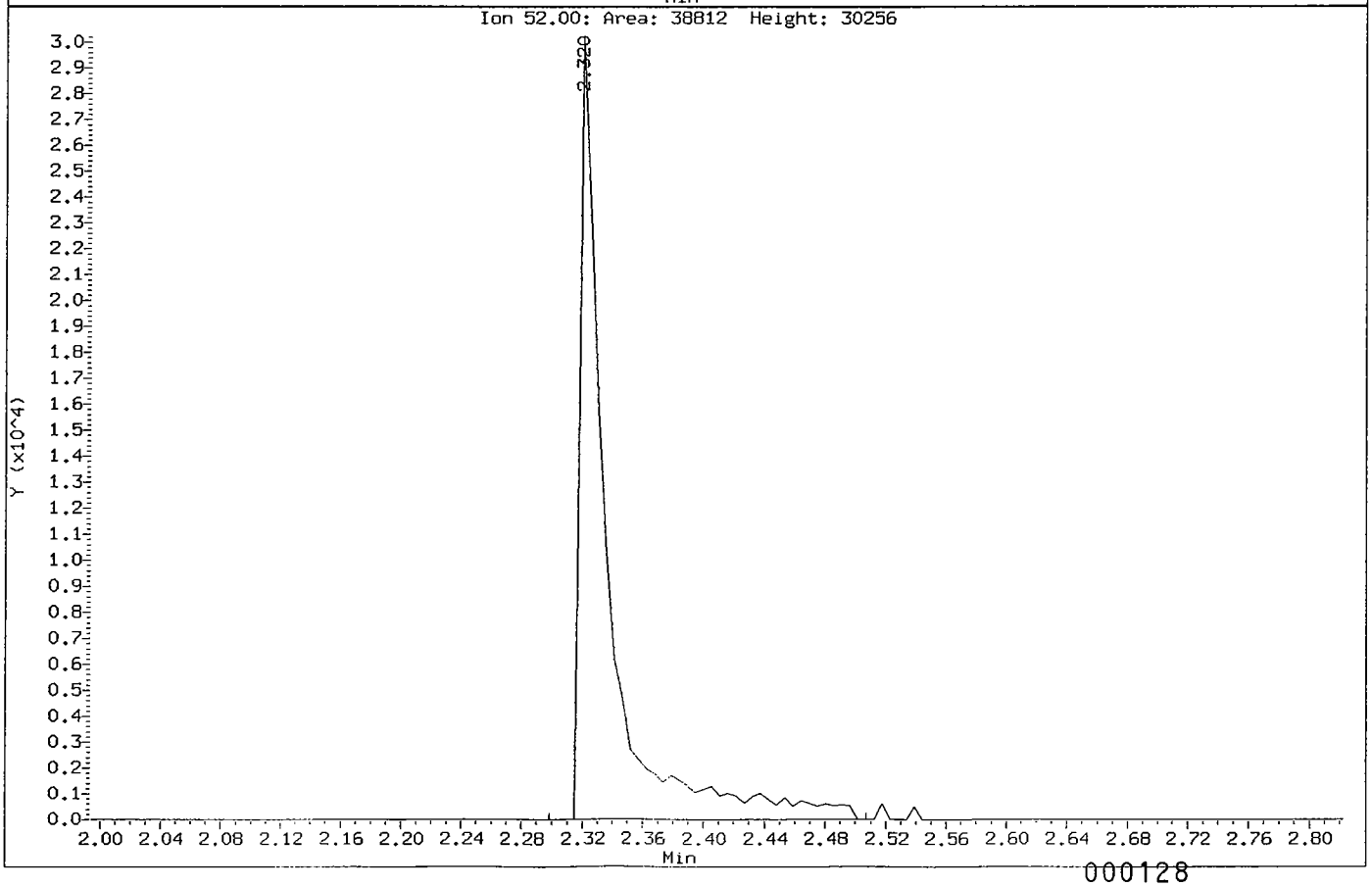

Analytical Resources, Inc.

Semivolatile Report SW846 Method 8270C

Data file : /chem3/nt4.i/20050802.b/0250802.d
Lab Smp Id: ABN 25
Inj Date : 02-AUG-2005 17:35
Operator : VS Inst ID: nt4.i
Smp Info : ABN 25
Misc Info :
Comment : 1ul Injection
Method : /chem3/nt4.i/20050802.b/SW846.m
Meth Date : 03-Aug-2005 13:34 jeff Quant Type: ISTD
Cal Date : 02-AUG-2005 17:35 Cal File: 0250802.d
Als bottle: 3 Calibration Sample, Level: 4
Dil Factor: 1.00000
Integrator: HP RTE Compound Sublist: ICAL.sub
Target Version: 3.50

	Compounds	QUANT SIG MASS	RT	EXP RT	REL RT	RESPONSE	AMOUNTS CAL-AMT (ug/mL)	AMOUNTS ON-COL (ug/mL)
$	1 2-Fluorophenol	112	5.137	5.130	(0.692)	207963	25.0000	25.00
$	2 Phenol-d5	99	7.114	7.101	(0.958)	283859	25.0000	25.00
	3 Phenol	94	7.135	7.117	(0.960)	329762	25.0000	25.00
$	5 2-Chlorophenol-d4	132	7.119	7.112	(0.958)	214237	25.0000	25.00
	4 Bis(2-Chloroethyl)ether	93	7.151	7.144	(0.963)	256083	25.0000	25.00
	6 2-Chlorophenol	128	7.146	7.139	(0.962)	217551	25.0000	25.00
	7 1,3-Dichlorobenzene	146	7.354	7.347	(0.990)	229752	25.0000	25.00
*	8 1,4-Dichlorobenzene-d4	152	7.429	7.427	(1.000)	124009	20.0000	
	9 1,4-Dichlorobenzene	146	7.456	7.454	(1.004)	232073	25.0000	25.00
$	10 1,2-Dichlorobenzene-d4	152	7.750	7.748	(1.043)	138606	25.0000	25.00
	12 1,2-Dichlorobenzene	146	7.771	7.769	(1.046)	216361	25.0000	25.00
	11 Benzyl alcohol	108	7.824	7.817	(1.053)	126776	25.0000	25.00 (M)
	14 2,2'-oxybis(1-Chloropropane)	45	8.097	8.089	(1.090)	239968	25.0000	25.00
	13 2-Methylphenol	108	8.124	8.116	(1.093)	200355	25.0000	25.00
	17 Hexachloroethane	117	8.273	8.276	(1.114)	94010	25.0000	25.00
	16 N-Nitroso-di-n-propylamine	70	8.343	8.325	(1.123)	197336	25.0000	25.00
	15 4-Methylphenol	108	8.391	8.378	(1.129)	210530	25.0000	25.00
$	18 Nitrobenzene-d5	82	8.465	8.458	(0.883)	287579	25.0000	25.00
	19 Nitrobenzene	77	8.498	8.490	(0.887)	293956	25.0000	25.00
	20 Isophorone	82	8.909	8.896	(0.930)	490384	25.0000	25.00
	21 2-Nitrophenol	139	9.032	9.030	(0.943)	112241	25.0000	25.00
	22 2,4-Dimethylphenol	107	9.235	9.222	(0.964)	224620	25.0000	25.00
	23 Bis(2-Chloroethoxy)methane	93	9.363	9.356	(0.977)	283623	25.0000	25.00
	24 Benzoic acid	105	9.571	9.527	(0.999)	171606	25.0000	25.00 (M)
	25 2,4-Dichlorophenol	162	9.443	9.436	(0.986)	154670	25.0000	25.00
	26 1,2,4-Trichlorobenzene	180	9.539	9.537	(0.996)	177563	25.0000	25.00
*	27 Naphthalene-d8	136	9.582	9.580	(1.000)	439086	20.0000	

	Compounds	QUANT SIG MASS	RT	EXP RT	REL RT	RESPONSE	AMOUNTS CAL-AMT (ug/mL)	AMOUNTS ON-COL (ug/mL)
	28 Naphthalene	128	9.614	9.607	(1.003)	595973	25.0000	25.00
	29 4-Chloroaniline	127	9.822	9.815	(1.025)	244276	25.0000	25.00
	30 Hexachlorobutadiene	225	9.951	9.949	(1.038)	90978	25.0000	25.00
	31 4-Chloro-3-methylphenol	107	10.688	10.686	(1.115)	190901	25.0000	25.00
	32 2-Methylnaphthalene	141	10.741	10.739	(1.121)	324113	25.0000	25.00
	33 Hexachlorocyclopentadiene	237	11.121	11.124	(0.895)	65047	25.0000	25.00
	34 2,4,6-Trichlorophenol	196	11.291	11.289	(0.909)	105601	25.0000	25.00
	35 2,4,5-Trichlorophenol	196	11.345	11.343	(0.913)	104588	25.0000	25.00
$	36 2-Fluorobiphenyl	172	11.414	11.407	(0.919)	369014	25.0000	25.00
	37 2-Chloronaphthalene	162	11.511	11.503	(0.926)	329541	25.0000	25.00
	38 2-Nitroaniline	65	11.799	11.792	(0.950)	142144	25.0000	25.00
	39 Dimethylphthalate	163	12.189	12.182	(0.981)	357128	25.0000	25.00
	40 Acenaphthylene	152	12.168	12.166	(0.979)	541255	25.0000	25.00
	41 2,6-Dinitrotoluene	165	12.280	12.272	(0.988)	84460	25.0000	25.00
*	42 Acenaphthene-d10	164	12.424	12.422	(1.000)	234157	20.0000	
	43 3-Nitroaniline	138	12.477	12.470	(1.004)	95794	25.0000	25.00
	44 Acenaphthene	153	12.472	12.470	(1.004)	343616	25.0000	25.00
	45 2,4-Dinitrophenol	184	12.632	12.625	(1.017)	41118	25.0000	25.00
	46 Dibenzofuran	168	12.734	12.726	(1.025)	433608	25.0000	25.00
	47 4-Nitrophenol	109	12.851	12.844	(1.034)	61528	25.0000	25.00 (M)
	48 2,4-Dinitrotoluene	165	12.883	12.876	(1.037)	104971	25.0000	25.00
	50 Diethylphthalate	149	13.327	13.319	(1.073)	361087	25.0000	25.00
	49 Fluorene	166	13.279	13.271	(1.069)	362595	25.0000	25.00
	51 4-Chlorophenyl-phenylether	204	13.332	13.330	(1.073)	174494	25.0000	25.00
	52 4-Nitroaniline	138	13.471	13.448	(1.084)	89210	25.0000	25.00
	53 4,6-Dinitro-2-methylphenol	198	13.519	13.506	(0.917)	59661	25.0000	25.00
	54 N-Nitrosodiphenylamine	169	13.562	13.554	(0.920)	186035	25.0000	25.00
$	55 2,4,6-Tribromophenol	330	13.706	13.704	(1.103)	36071	25.0000	25.00
	56 4-Bromophenyl-phenylether	248	14.096	14.094	(0.956)	88999	25.0000	25.00
	57 Hexachlorobenzene	284	14.278	14.276	(0.968)	91436	25.0000	25.00
	58 Pentachlorophenol	266	14.604	14.596	(0.991)	52930	25.0000	25.00
*	59 Phenanthrene-d10	188	14.742	14.740	(1.000)	344042	20.0000	
	60 Phenanthrene	178	14.780	14.778	(1.003)	504482	25.0000	25.00
	61 Anthracene	178	14.849	14.842	(1.007)	510749	25.0000	25.00
	62 Carbazole	167	15.175	15.168	(1.029)	404669	25.0000	25.00
	63 Di-n-butylphthalate	149	15.928	15.926	(1.080)	550086	25.0000	25.00
	64 Fluoranthene	202	16.671	16.669	(1.131)	487093	25.0000	25.00
	65 Pyrene	202	17.013	17.011	(0.896)	510581	25.0000	25.00
$	66 Terphenyl-d14	244	17.381	17.379	(0.916)	299182	25.0000	25.00
	67 Butylbenzylphthalate	149	18.295	18.298	(0.964)	237659	25.0000	25.00
	68 Benzo(a)anthracene	228	18.952	18.950	(0.999)	443154	25.0000	25.00
*	69 Chrysene-d12	240	18.979	18.977	(1.000)	264444	20.0000	
	70 3,3'-Dichlorobenzidine	252	19.027	19.025	(1.003)	144748	25.0000	25.00
	71 Chrysene	228	19.022	19.014	(1.002)	432363	25.0000	25.00
	72 bis(2-Ethylhexyl)phthalate	149	19.294	19.297	(0.954)	323492	25.0000	25.00
*	134 Di-n-octylphthalate-d4	153	20.218	20.221	(1.000)	474443	20.0000	
	73 Di-n-octylphthalate	149	20.229	20.232	(1.001)	595971	25.0000	25.00

	Compounds	QUANT SIG MASS	RT	EXP RT	REL RT	RESPONSE	AMOUNTS CAL-AMT (ug/mL)	AMOUNTS ON-COL (ug/mL)
74	Benzo(b)fluoranthene	252	20.581	20.574	(0.975)	473919	25.0000	25.00
75	Benzo(k)fluoranthene	252	20.619	20.606	(0.977)	448692	25.0000	25.00(H)
76	Benzo(a)pyrene	252	21.014	21.007	(0.996)	434759	25.0000	25.00
* 77	Perylene-d12	264	21.100	21.098	(1.000)	280601	20.0000	
78	Indeno(1,2,3-cd)pyrene	276	22.435	22.422	(1.063)	465197	25.0000	25.00
79	Dibenzo(a,h)anthracene	278	22.467	22.454	(1.065)	450202	25.0000	25.00
80	Benzo(g,h,i)perylene	276	22.729	22.711	(1.077)	483072	25.0000	25.00
90	N-Nitrosodimethylamine	74	2.343	2.336	(0.315)	86220	25.0000	25.00
103	Pyridine	79	2.311	2.320	(0.311)	110415	25.0000	25.00
91	Aniline	93	6.986	6.973	(0.940)	371608	25.0000	25.00
105	1-methylnaphthalene	141	10.912	10.905	(1.139)	327776	25.0000	25.00
93	Benzidine	184	16.992	16.989	(0.895)	149113	25.0000	25.00
98	Retene	219	17.595	17.593	(0.927)	163696	25.0000	25.00
111	Azobenzene (1,2-DP-Hydrazine)	77	13.578	13.570	(1.093)	523271	25.0000	25.00
144	alpha-Terpineol	59	9.694	9.687	(1.012)	68961	25.0000	25.00
143	1,4-Dioxane	58	Compound Not Detected.					
$ 137	d8-1,4-Dioxane	96	Compound Not Detected.					
133	Butylatedhydroxytoluene	205	12.648	12.652	(1.018)	273867	25.0000	25.00
115	Tributyl Phosphate	99	13.717	13.709	(0.930)	478407	25.0000	25.00
116	Dibutyl Phenyl Phosphate	175	15.384	15.381	(1.043)	246872	25.0000	25.00
117	Butyl Diphenyl Phosphate	94	17.024	17.027	(0.897)	110229	25.0000	25.00
118	Triphenyl Phosphate	326	18.599	18.592	(0.980)	68349	25.0000	25.00

QC Flag Legend

M - Compound response manually integrated.
H - Operator selected an alternate compound hit.

Analytical Resources, Inc.

INTERNAL STANDARD COMPOUNDS
AREA AND RT SUMMARY

Instrument ID: nt4.i
Lab File ID: 0250802.d
Lab Smp Id: ABN 25
Analysis Type: SV
Quant Type: ISTD
Operator: VS
Method File: /chem3/nt4.i/20050802.b/SW846.m
Misc Info:

Calibration Date: 02-AUG-2005
Calibration Time: 17:35

Level:
Sample Type:

COMPOUND	STANDARD	AREA LIMIT LOWER	AREA LIMIT UPPER	SAMPLE	%DIFF
8 1,4-Dichlorobenze	124009	62004	248018	124009	0.00
27 Naphthalene-d8	439086	219543	878172	439086	0.00
42 Acenaphthene-d10	234157	117078	468314	234157	0.00
59 Phenanthrene-d10	344042	172021	688084	344042	0.00
69 Chrysene-d12	264444	132222	528888	264444	0.00
134 Di-n-octylphthala	474443	237222	948886	474443	0.00
77 Perylene-d12	280601	140300	561202	280601	0.00

COMPOUND	STANDARD	RT LIMIT LOWER	RT LIMIT UPPER	SAMPLE	%DIFF
8 1,4-Dichlorobenze	7.43	6.93	7.93	7.43	0.00
27 Naphthalene-d8	9.58	9.08	10.08	9.58	0.00
42 Acenaphthene-d10	12.42	11.92	12.92	12.42	0.00
59 Phenanthrene-d10	14.74	14.24	15.24	14.74	0.00
69 Chrysene-d12	18.98	18.48	19.48	18.98	0.00
134 Di-n-octylphthala	20.22	19.72	20.72	20.22	0.00
77 Perylene-d12	21.10	20.60	21.60	21.10	0.00

AREA UPPER LIMIT = +100% of internal standard area.
AREA LOWER LIMIT = - 50% of internal standard area.
RT UPPER LIMIT = + 0.50 minutes of internal standard RT.
RT LOWER LIMIT = - 0.50 minutes of internal standard RT.

Data File: /chem3/nt4.i/20050802.b/0250802.d
Date : 02-AUG-2005 17:35
Client ID:
Sample Info: ABN 25

Column phase: RTX-5

Instrument: nt4.i

Operator: VS
Column diameter: 0.32

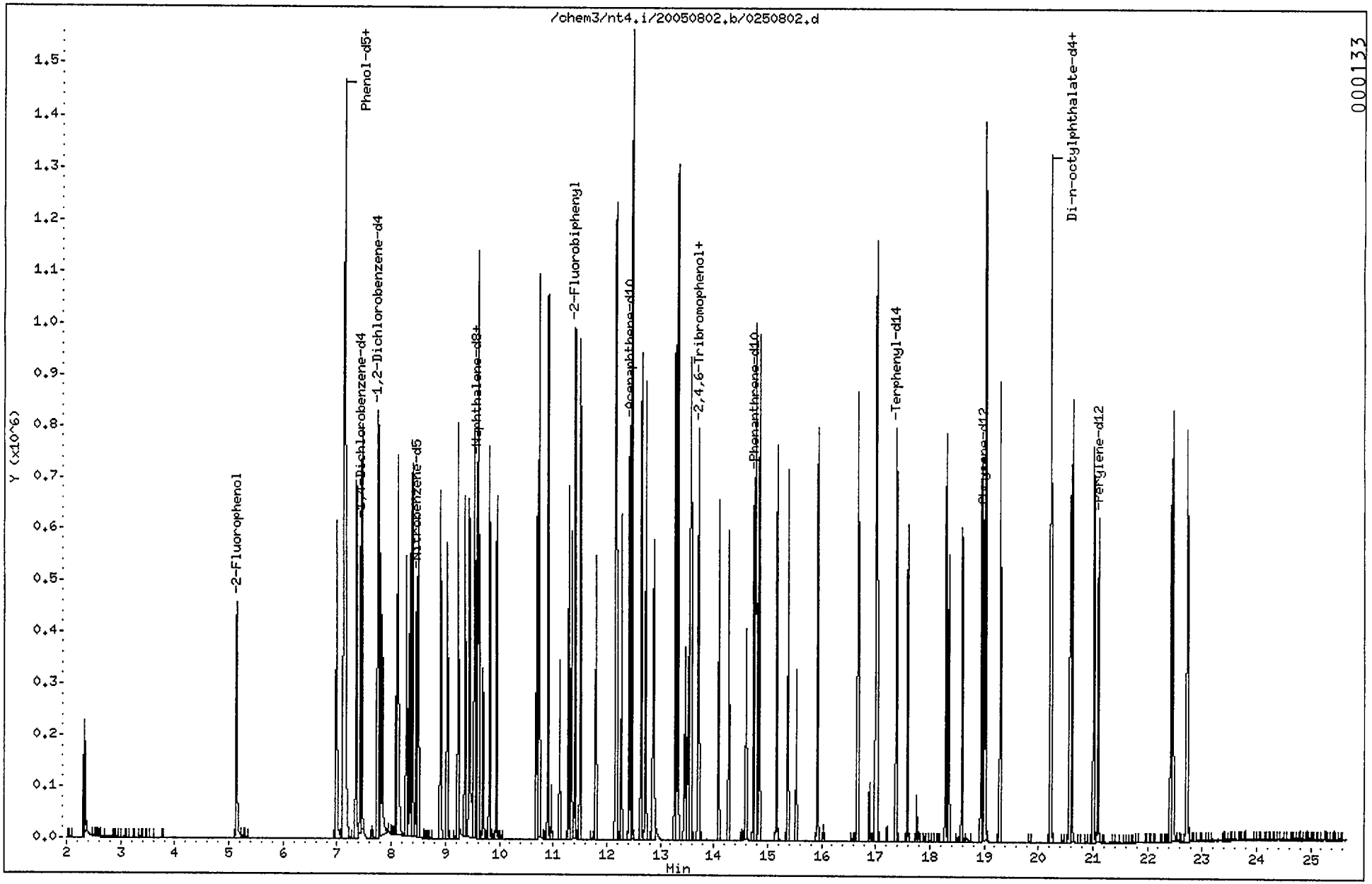

Data File: /chem3/nt4.i/20050802.b/0250802.d
Injection Date: 02-AUG-2005 17:35
Instrument: nt4.i
Client Sample ID:

Compound: Benzyl alcohol
CAS Number: 100-51-6

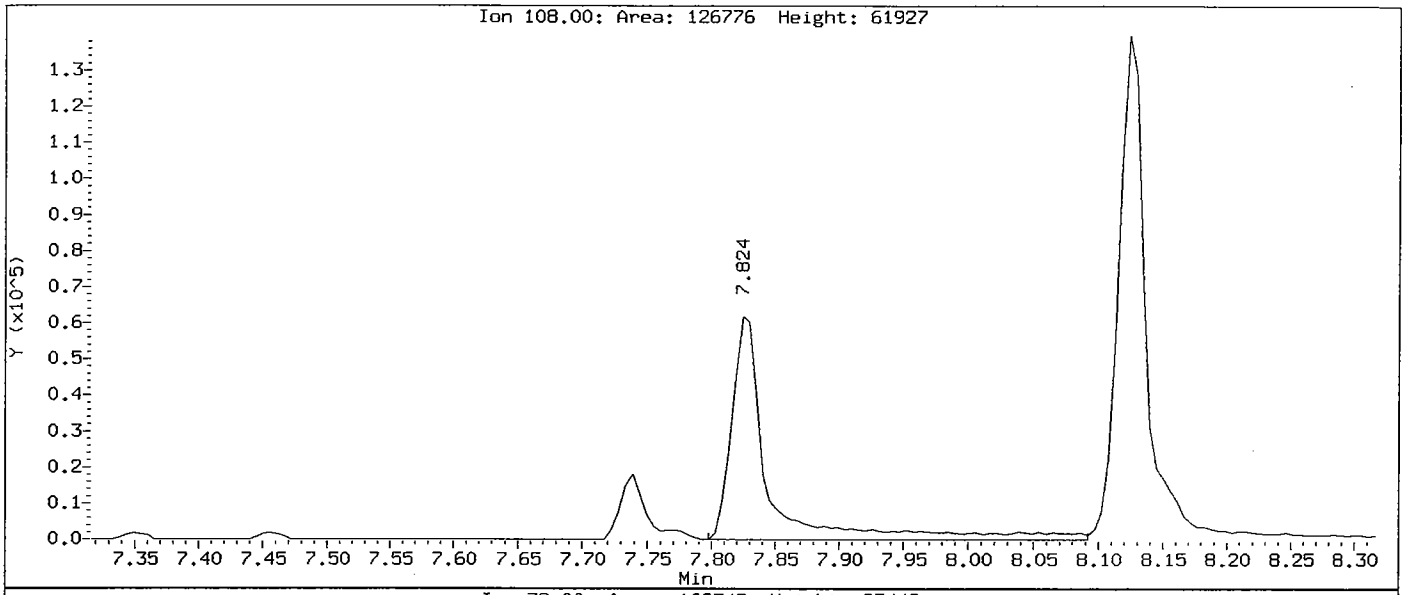

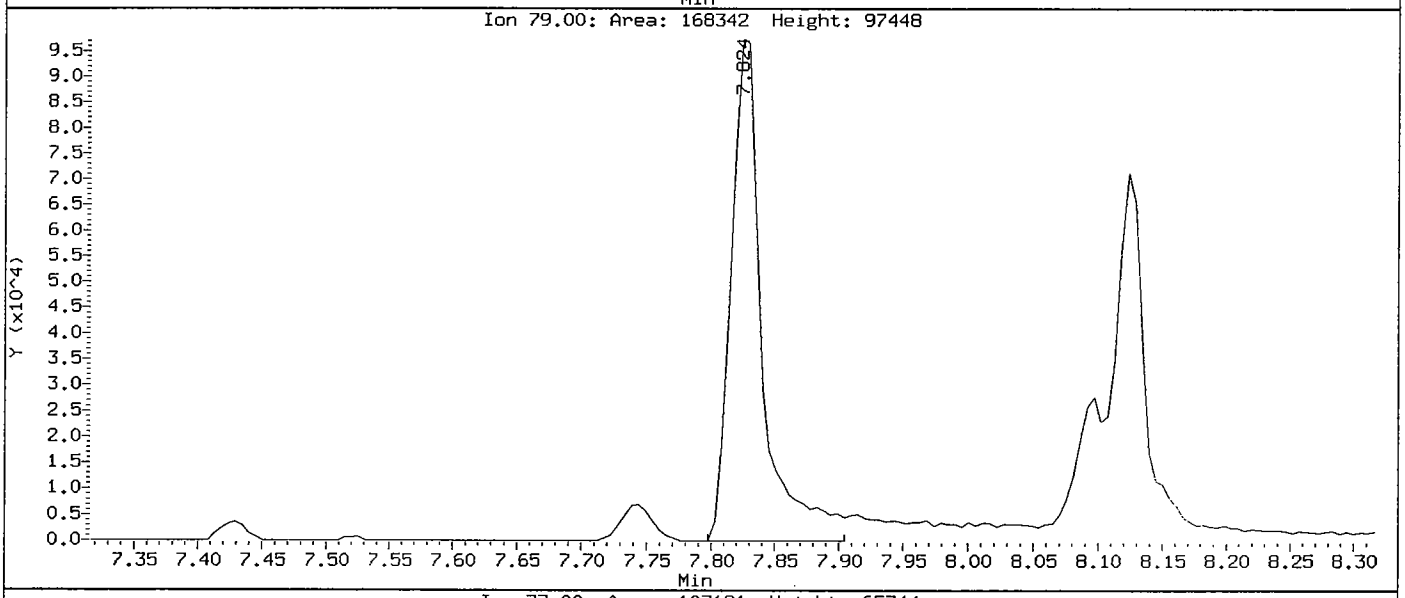

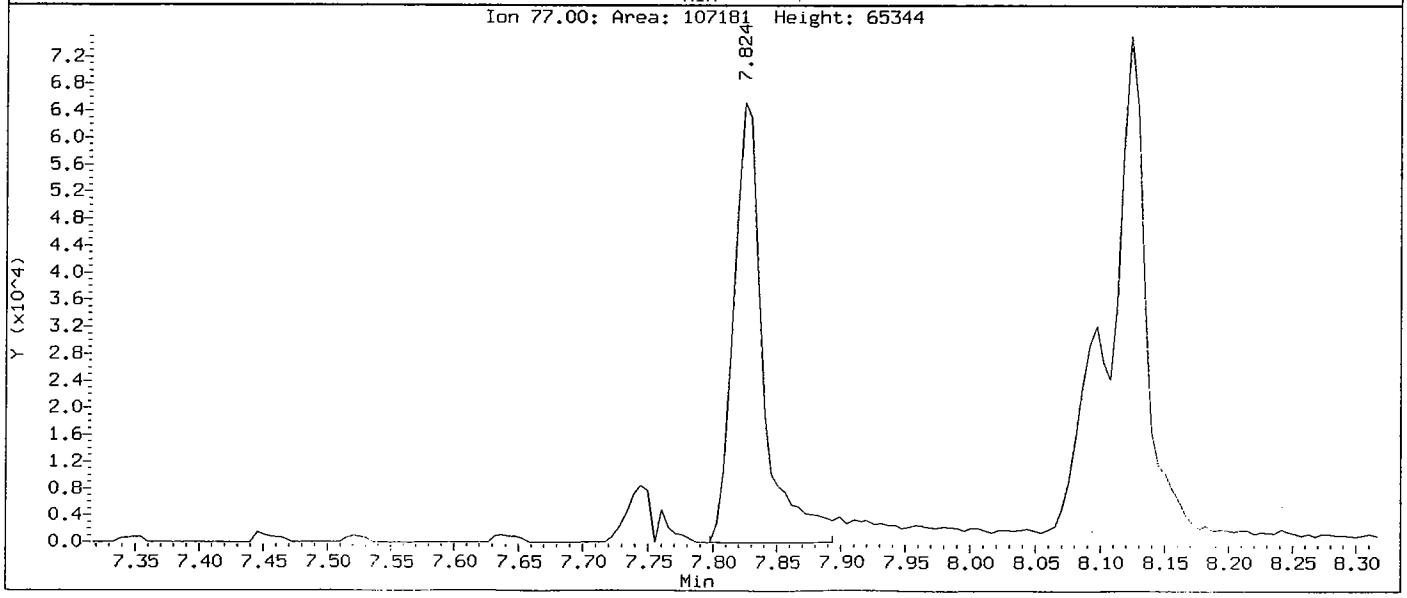

Data File: /chem3/nt4.i/20050802.b/0250802.d
Injection Date: 02-AUG-2005 17:35
Instrument: nt4.i
Client Sample ID:

Compound: Benzoic acid
CAS Number: 65-85-0

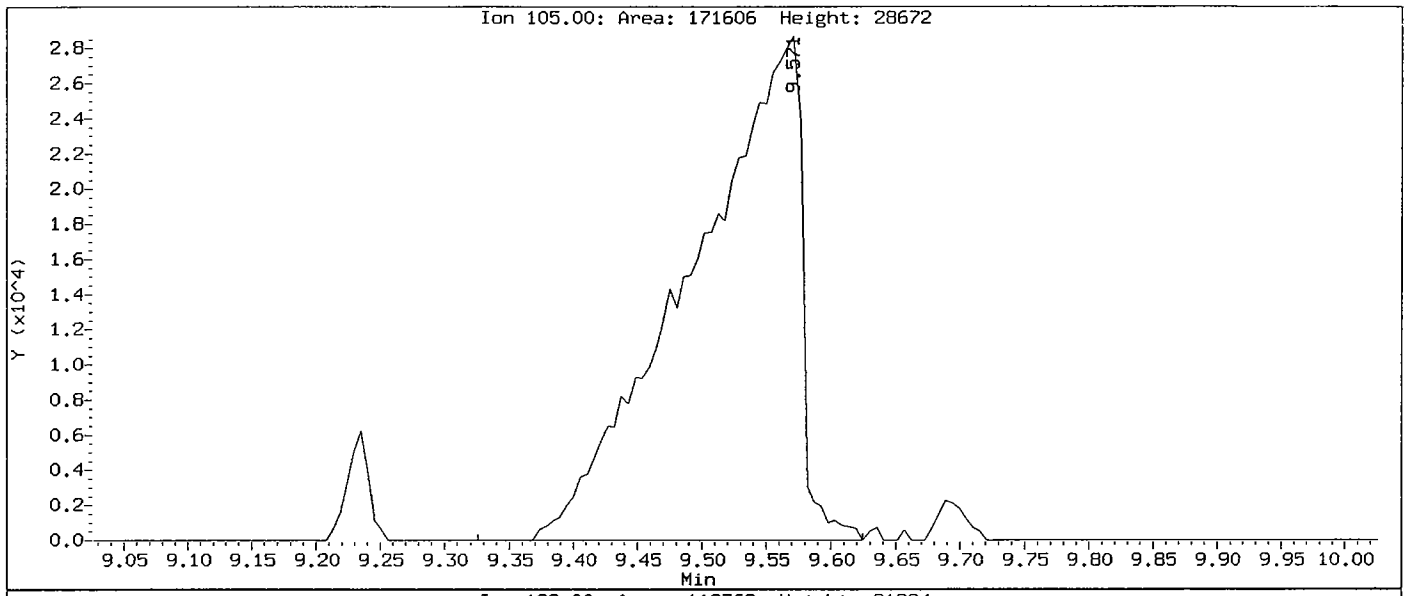

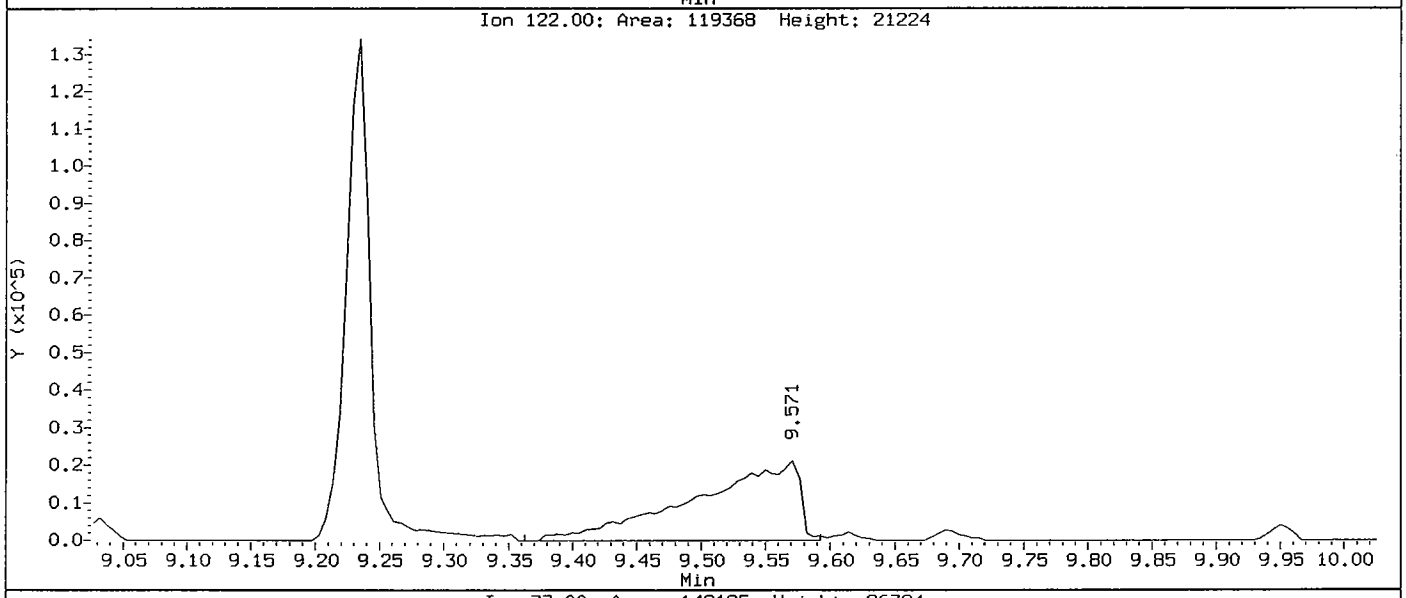

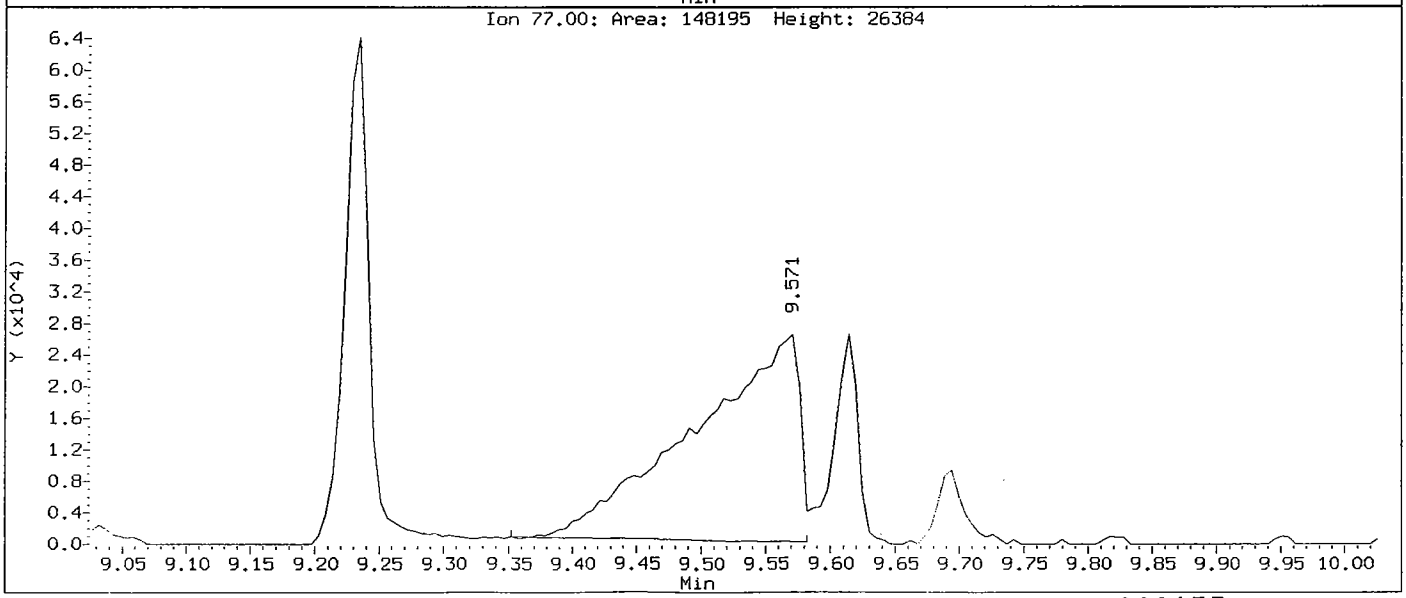

Data File: /chem3/nt4.i/20050802.b/0250802.d
Injection Date: 02-AUG-2005 17:35
Instrument: nt4.i
Client Sample ID:

Compound: 4-Nitrophenol
CAS Number: 100-02-7

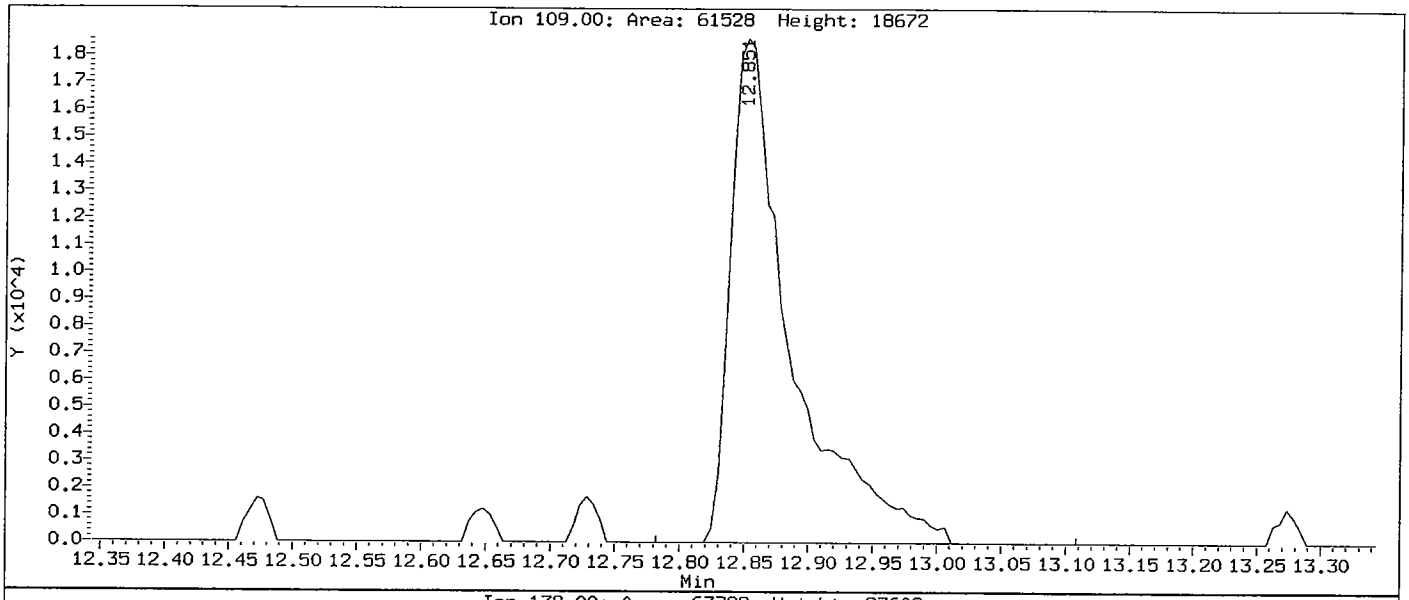

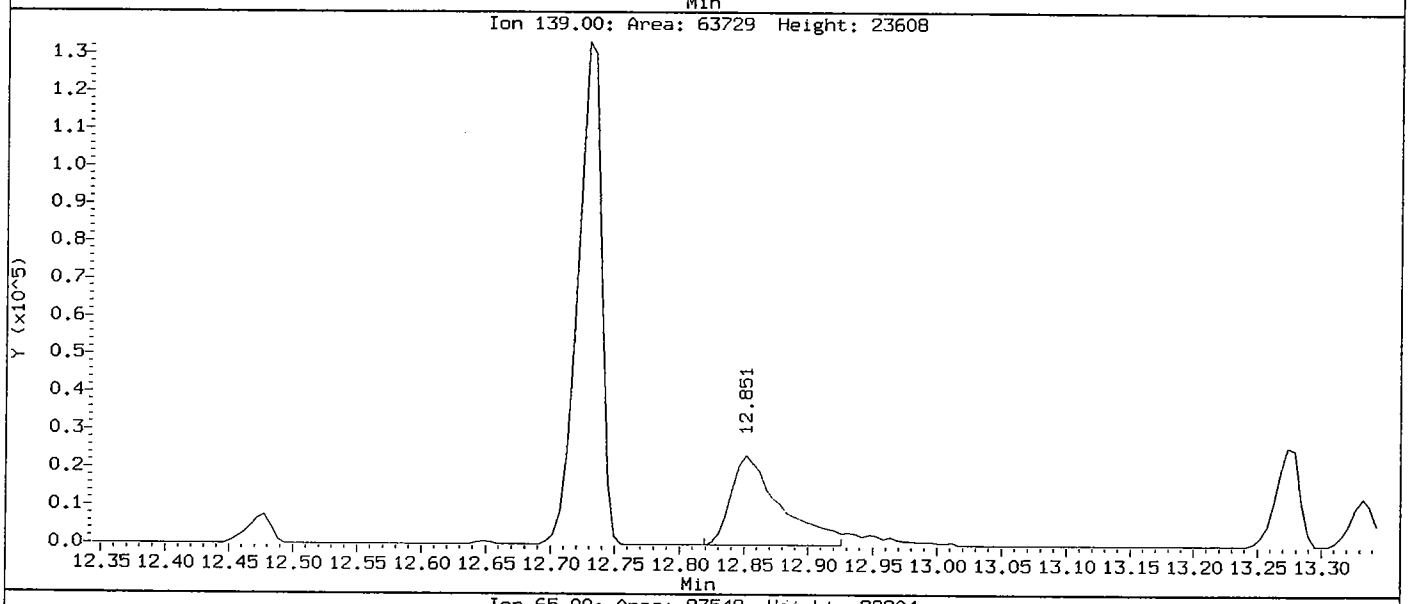

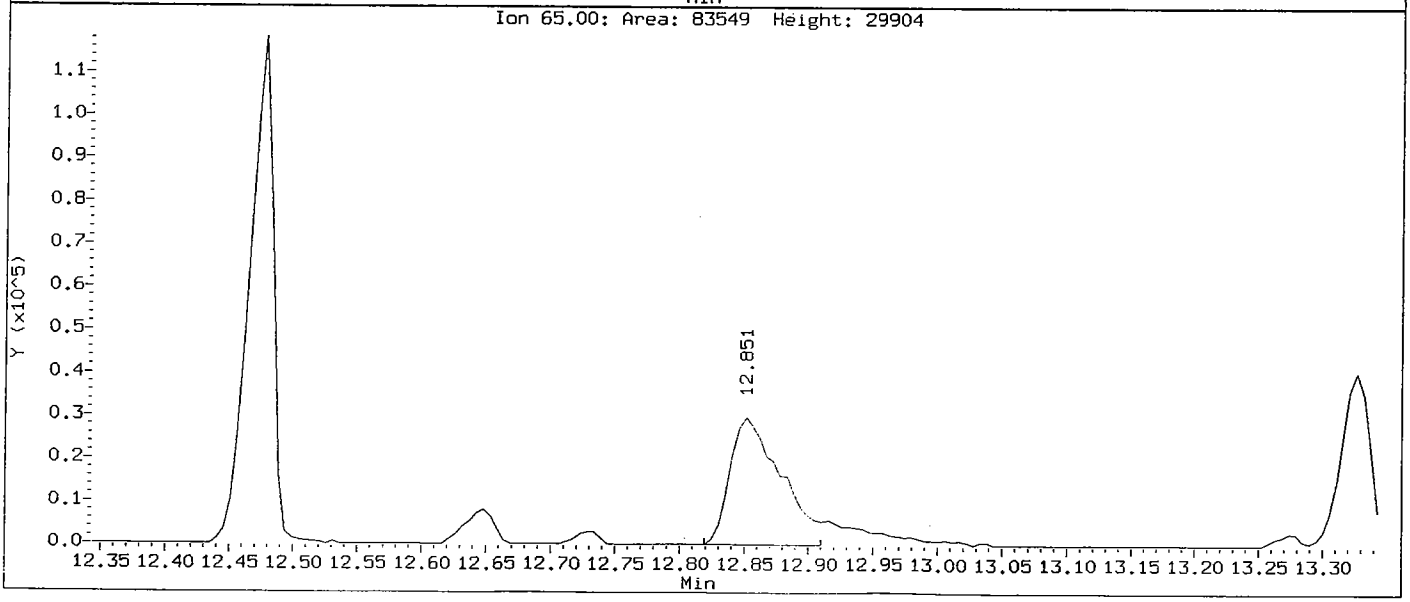

Data File: /chem3/nt4.i/20050802.b/0250802.d
Injection Date: 02-AUG-2005 17:35
Instrument: nt4.i
Client Sample ID:

Compound: Benzo(k)fluoranthene
CAS Number: 207-08-9

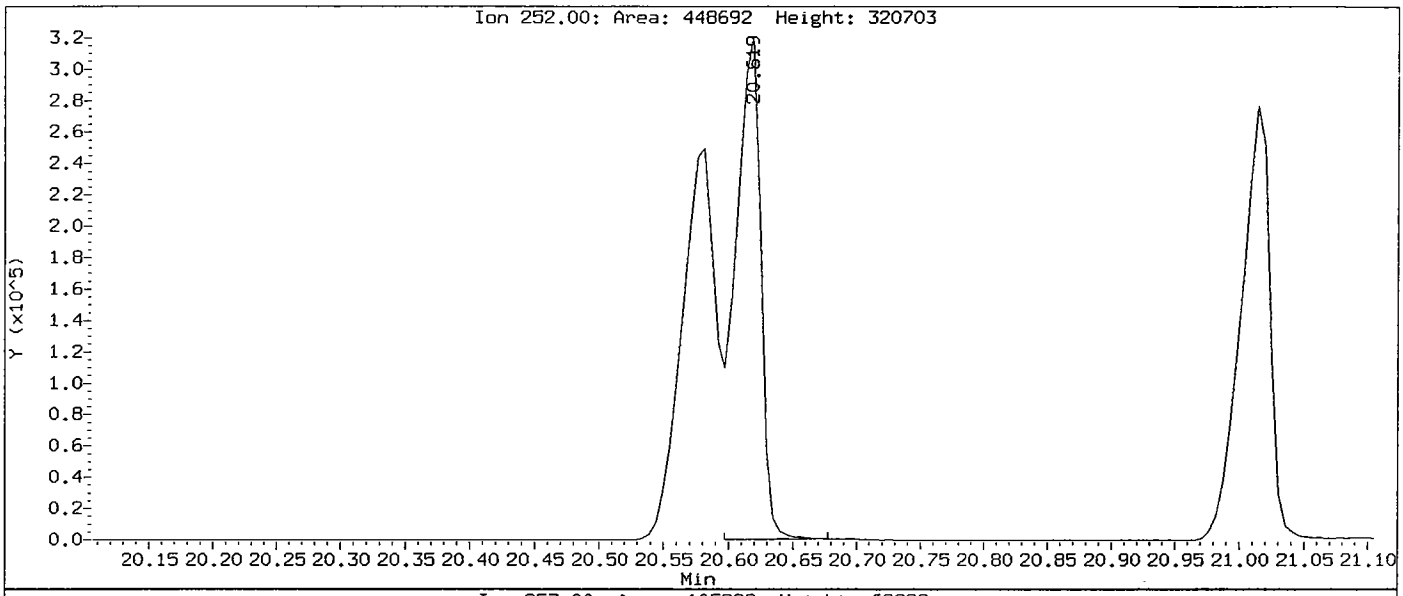

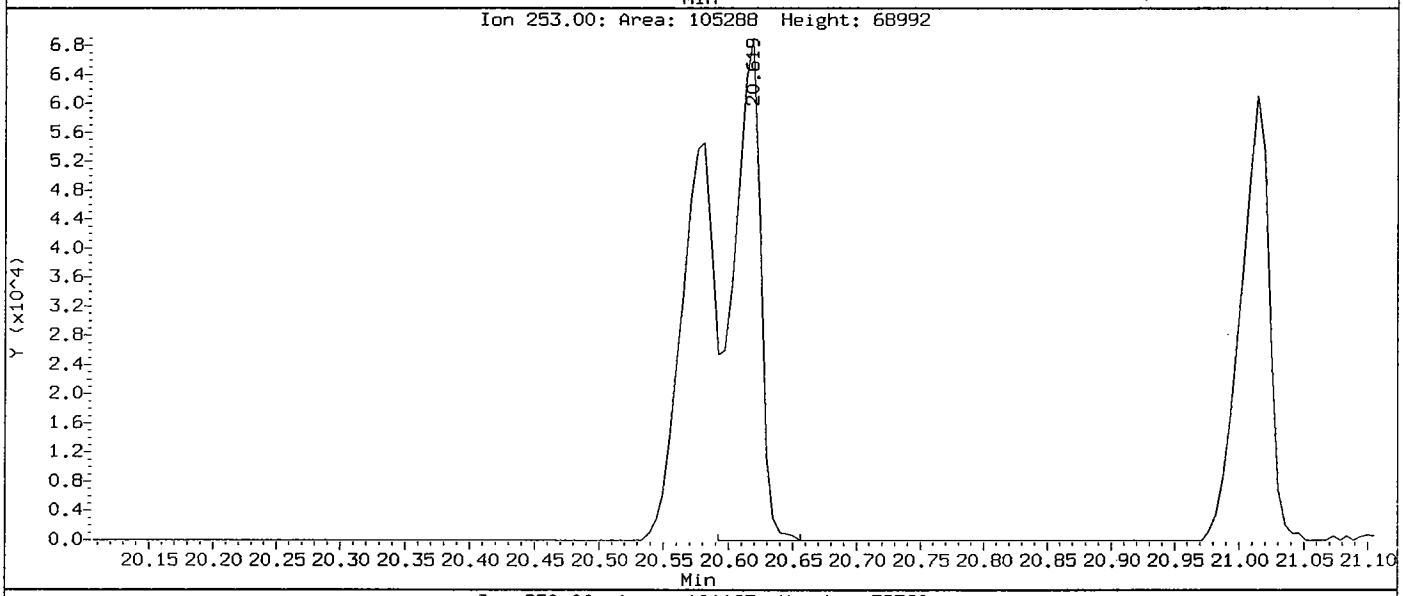

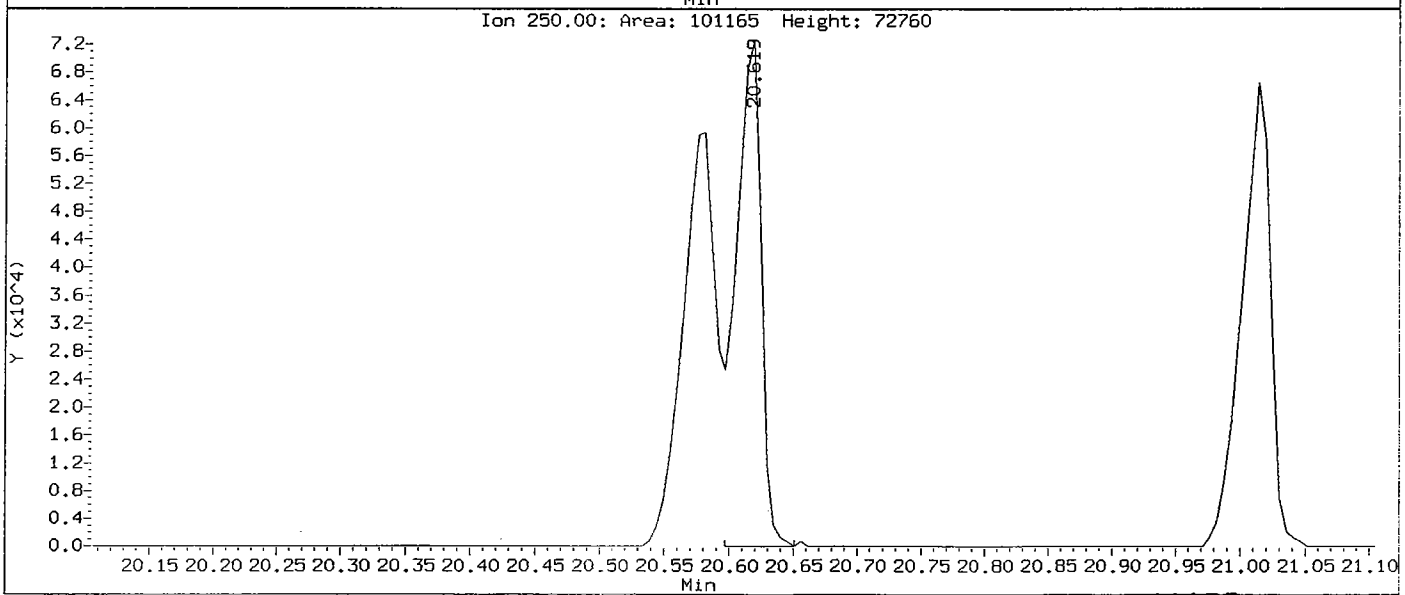

Analytical Resources Inc.
ABN by sw846 8270C
DDT Breakdown Report

Data file: /chem3/nt4.i/20050802.b/ddt.b/0250802.d
Method: /chem3/nt4.i/20050802.b/ddt.b/sw846ddt.m
Analysis Date: 02-AUG-2005 17:35

ARI ID: ABN 25
Misc:
Instrument: nt4.i

COMPOUND	RT	AREA
Pentachlorophenol	14.604	52930
Benzidine	16.992	149113
4,4'-DDE	----	----
4,4'-DDD	17.889	4920
4,4'-DDT	18.354	126864

LJR 8/3/05

$$\text{DDT Percent Breakdown} = \frac{(\text{DDE Area} + \text{DDD Area}) * 100}{(\text{DDE Area} + \text{DDD Area} + \text{DDT Area})}$$

$$\text{DDT Percent Breakdown} = \frac{(0 + 4920) * 100}{(0 + 4920 + 126864)}$$

DDT Percent Breakdown = 3.7 %

Data File: /chem3/nt4.i/20050802.b/ddt.b/0250802.d
Injection Date: 02-AUG-2005 17:35
Instrument: nt4.i
Client Sample ID:

Compound: Pentachlorophenol
CAS Number: 87-86-5

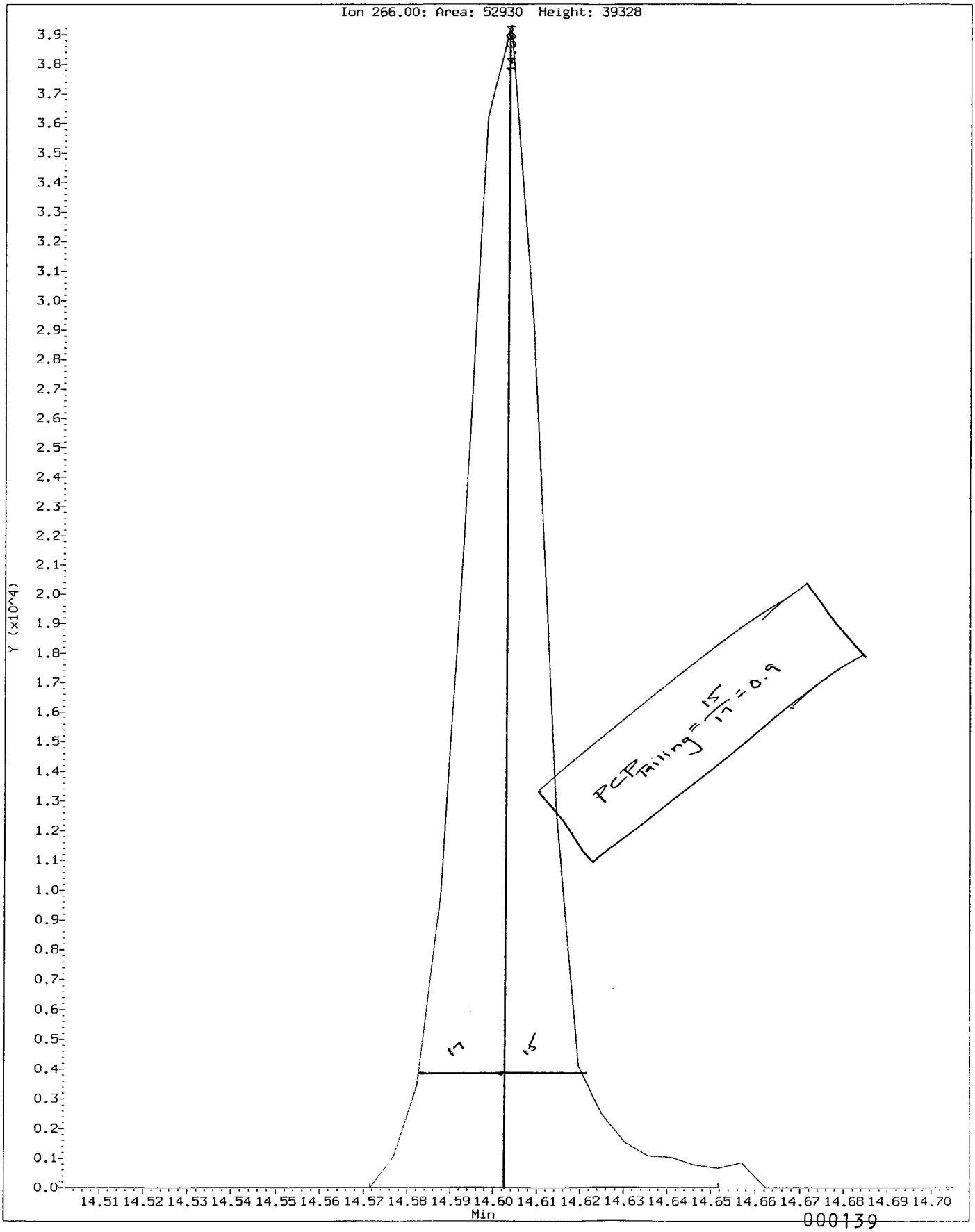

Data File: /chem3/nt4.i/20050802.b/ddt.b/0250802.d
Injection Date: 02-AUG-2005 17:35
Instrument: nt4.i
Client Sample ID:

Compound: Benzidine
CAS Number:

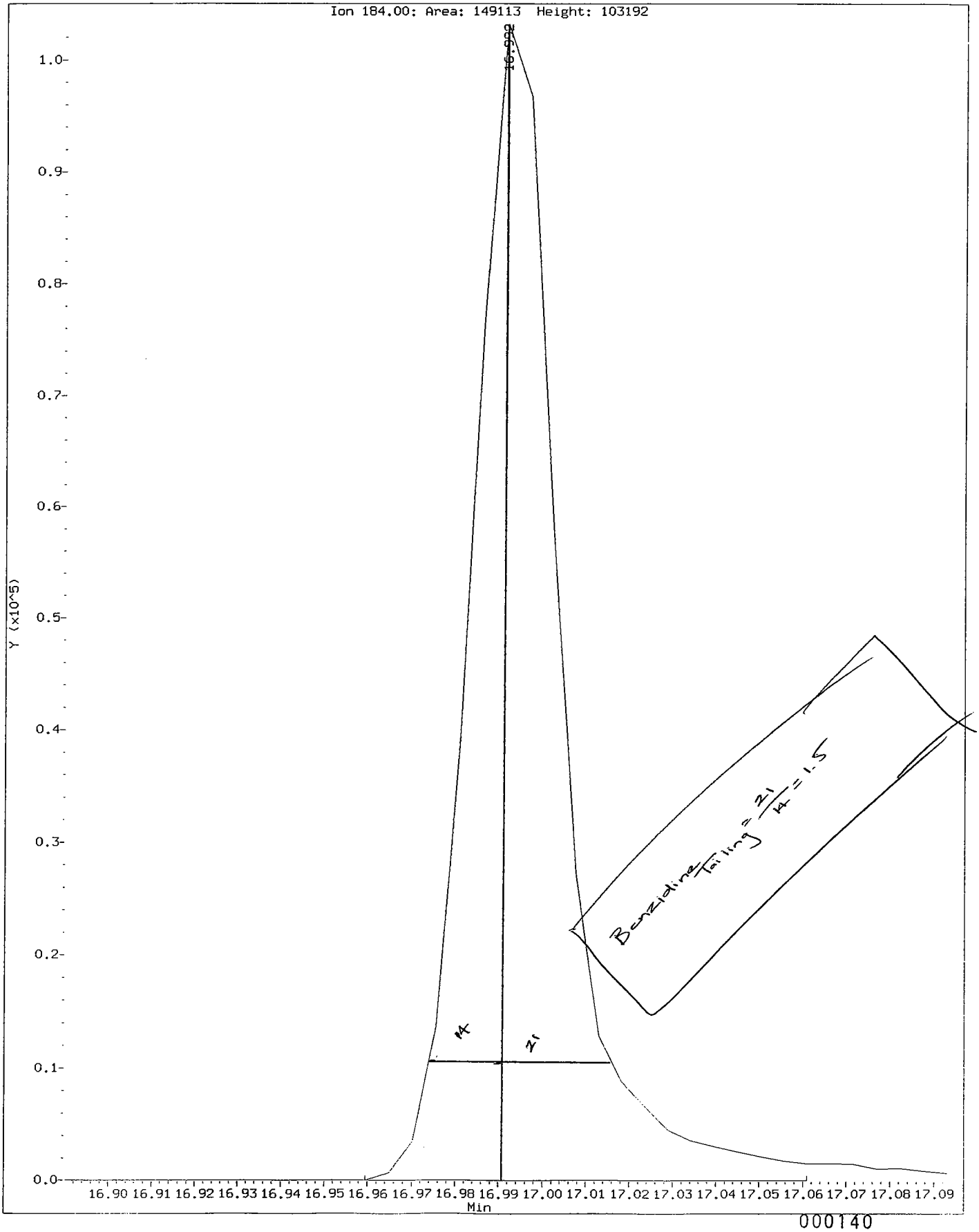

Analytical Resources, Inc.

Semivolatile Report SW846 Method 8270C

Data file : /chem3/nt4.i/20050802.b/0400802.d
Lab Smp Id: ABN 40
Inj Date : 02-AUG-2005 19:15
Operator : VS Inst ID: nt4.i
Smp Info : ABN 40
Misc Info :
Comment : 1ul Injection
Method : /chem3/nt4.i/20050802.b/SW846.m
Meth Date : 03-Aug-2005 13:34 jeff Quant Type: ISTD
Cal Date : 02-AUG-2005 19:15 Cal File: 0400802.d
Als bottle: 4 Calibration Sample, Level: 5
Dil Factor: 1.00000
Integrator: HP RTE Compound Sublist: ICAL.sub
Target Version: 3.50

	Compounds	QUANT SIG MASS	RT	EXP RT	REL RT	RESPONSE	AMOUNTS CAL-AMT (ug/mL)	AMOUNTS ON-COL (ug/mL)
$	1 2-Fluorophenol	112	5.135	5.130	(0.691)	292656	40.0000	41.99
$	2 Phenol-d5	99	7.122	7.101	(0.958)	387596	40.0000	42.33
	3 Phenol	94	7.144	7.117	(0.961)	451266	40.0000	43.30
$	5 2-Chlorophenol-d4	132	7.122	7.112	(0.958)	294463	40.0000	41.00
	4 Bis(2-Chloroethyl)ether	93	7.154	7.144	(0.963)	347977	40.0000	42.41
	6 2-Chlorophenol	128	7.149	7.139	(0.962)	295307	40.0000	43.40
	7 1,3-Dichlorobenzene	146	7.352	7.347	(0.989)	305690	40.0000	42.16
*	8 1,4-Dichlorobenzene-d4	152	7.432	7.427	(1.000)	99111	20.0000	
	9 1,4-Dichlorobenzene	146	7.459	7.454	(1.004)	312982	40.0000	41.50
$	10 1,2-Dichlorobenzene-d4	152	7.753	7.748	(1.043)	186642	40.0000	49.93 (M)
	12 1,2-Dichlorobenzene	146	7.774	7.769	(1.046)	293250	40.0000	42.63
	11 Benzyl alcohol	108	7.833	7.817	(1.054)	184026	40.0000	57.12 (M)
	14 2,2'-oxybis(1-Chloropropane)	45	8.100	8.089	(1.090)	323025	40.0000	41.65
	13 2-Methylphenol	108	8.127	8.116	(1.093)	277221	40.0000	42.60
	17 Hexachloroethane	117	8.276	8.276	(1.114)	128497	40.0000	43.21
	16 N-Nitroso-di-n-propylamine	70	8.351	8.325	(1.124)	272844	40.0000	42.26
	15 4-Methylphenol	108	8.394	8.378	(1.129)	294956	40.0000	44.26
$	18 Nitrobenzene-d5	82	8.474	8.458	(0.884)	392005	40.0000	40.28
	19 Nitrobenzene	77	8.506	8.490	(0.887)	400766	40.0000	40.52
	20 Isophorone	82	8.917	8.896	(0.930)	672772	40.0000	40.88
	21 2-Nitrophenol	139	9.040	9.030	(0.943)	153813	40.0000	41.46
	22 2,4-Dimethylphenol	107	9.238	9.222	(0.964)	313860	40.0000	42.89
	23 Bis(2-Chloroethoxy)methane	93	9.371	9.356	(0.978)	387945	40.0000	41.16
	24 Benzoic acid	105	9.612	9.527	(1.003)	241708	40.0000	55.18 (M)
	25 2,4-Dichlorophenol	162	9.452	9.436	(0.986)	214932	40.0000	41.57
	26 1,2,4-Trichlorobenzene	180	9.542	9.537	(0.996)	241802	40.0000	41.23
*	27 Naphthalene-d8	136	9.585	9.580	(1.000)	364153	20.0000	

	Compounds	QUANT SIG MASS	RT	EXP RT	REL RT	RESPONSE	AMOUNTS CAL-AMT (ug/mL)	AMOUNTS ON-COL (ug/mL)
	28 Naphthalene	128	9.617	9.607	(1.003)	801960	40.0000	40.38
	29 4-Chloroaniline	127	9.826	9.815	(1.025)	323667	40.0000	39.86
	30 Hexachlorobutadiene	225	9.954	9.949	(1.038)	123363	40.0000	40.38
	31 4-Chloro-3-methylphenol	107	10.696	10.686	(1.116)	259393	40.0000	41.33
	32 2-Methylnaphthalene	141	10.744	10.739	(1.121)	441036	40.0000	40.48
	33 Hexachlorocyclopentadiene	237	11.124	11.124	(0.895)	95698	40.0000	44.98
	34 2,4,6-Trichlorophenol	196	11.295	11.289	(0.909)	146843	40.0000	41.65
	35 2,4,5-Trichlorophenol	196	11.353	11.343	(0.914)	151565	40.0000	42.48
$	36 2-Fluorobiphenyl	172	11.418	11.407	(0.919)	511007	40.0000	40.67
	37 2-Chloronaphthalene	162	11.519	11.503	(0.927)	456829	40.0000	41.39
	38 2-Nitroaniline	65	11.807	11.792	(0.950)	191280	40.0000	40.48
	39 Dimethylphthalate	163	12.197	12.182	(0.982)	497172	40.0000	40.69
	40 Acenaphthylene	152	12.176	12.166	(0.980)	743401	40.0000	41.15
	41 2,6-Dinitrotoluene	165	12.288	12.272	(0.989)	117022	40.0000	41.82
*	42 Acenaphthene-d10	164	12.427	12.422	(1.000)	192499	20.0000	
	43 3-Nitroaniline	138	12.486	12.470	(1.005)	133492	40.0000	41.86
	44 Acenaphthene	153	12.481	12.470	(1.004)	474177	40.0000	40.89
	45 2,4-Dinitrophenol	184	12.641	12.625	(1.017)	65713	40.0000	47.93
	46 Dibenzofuran	168	12.737	12.726	(1.025)	593239	40.0000	40.29
	47 4-Nitrophenol	109	12.865	12.844	(1.035)	87362	40.0000	46.33 (M)
	48 2,4-Dinitrotoluene	165	12.892	12.876	(1.037)	145425	40.0000	41.02
	50 Diethylphthalate	149	13.335	13.319	(1.073)	497043	40.0000	40.82
	49 Fluorene	166	13.282	13.271	(1.069)	508969	40.0000	41.59
	51 4-Chlorophenyl-phenylether	204	13.341	13.330	(1.073)	241819	40.0000	41.10
	52 4-Nitroaniline	138	13.485	13.448	(1.085)	122193	40.0000	41.41
	53 4,6-Dinitro-2-methylphenol	198	13.528	13.506	(0.917)	91604	40.0000	44.01
	54 N-Nitrosodiphenylamine	169	13.570	13.554	(0.920)	272198	40.0000	42.30
$	55 2,4,6-Tribromophenol	330	13.715	13.704	(1.104)	51870	40.0000	42.13
	56 4-Bromophenyl-phenylether	248	14.099	14.094	(0.956)	123845	40.0000	41.13
	57 Hexachlorobenzene	284	14.286	14.276	(0.969)	126396	40.0000	40.69
	58 Pentachlorophenol	266	14.612	14.596	(0.991)	76758	40.0000	42.33
*	59 Phenanthrene-d10	188	14.746	14.740	(1.000)	290356	20.0000	
	60 Phenanthrene	178	14.788	14.778	(1.003)	708786	40.0000	40.13
	61 Anthracene	178	14.858	14.842	(1.008)	708796	40.0000	40.50
	62 Carbazole	167	15.184	15.168	(1.030)	568553	40.0000	40.85
	63 Di-n-butylphthalate	149	15.937	15.926	(1.081)	767319	40.0000	41.25
	64 Fluoranthene	202	16.685	16.669	(1.131)	683122	40.0000	41.19
	65 Pyrene	202	17.021	17.011	(0.896)	705798	40.0000	41.12
$	66 Terphenyl-d14	244	17.390	17.379	(0.916)	418104	40.0000	40.65
	67 Butylbenzylphthalate	149	18.304	18.298	(0.964)	331255	40.0000	42.08
	68 Benzo(a)anthracene	228	18.961	18.950	(0.999)	611688	40.0000	40.37
*	69 Chrysene-d12	240	18.987	18.977	(1.000)	220159	20.0000	
	70 3,3'-Dichlorobenzidine	252	19.035	19.025	(1.003)	195819	40.0000	38.88
	71 Chrysene	228	19.030	19.014	(1.002)	601568	40.0000	40.33
	72 bis(2-Ethylhexyl)phthalate	149	19.302	19.297	(0.954)	455540	40.0000	42.11
*	134 Di-n-octylphthalate-d4	153	20.227	20.221	(1.000)	395232	20.0000	
	73 Di-n-octylphthalate	149	20.237	20.232	(1.001)	814985	40.0000	39.77

	Compounds	QUANT SIG MASS	RT	EXP RT	REL RT	RESPONSE	AMOUNTS CAL-AMT (ug/mL)	ON-COL (ug/mL)
74	Benzo(b)fluoranthene	252	20.590	20.574	(0.975)	637168	40.0000	39.66(H)
75	Benzo(k)fluoranthene	252	20.627	20.606	(0.977)	651404	40.0000	39.99
76	Benzo(a)pyrene	252	21.033	21.007	(0.996)	604331	40.0000	42.06
* 77	Perylene-d12	264	21.108	21.098	(1.000)	231915	20.0000	
78	Indeno(1,2,3-cd)pyrene	276	22.444	22.422	(1.063)	643786	40.0000	41.92
79	Dibenzo(a,h)anthracene	278	22.481	22.454	(1.065)	625693	40.0000	44.87
80	Benzo(g,h,i)perylene	276	22.743	22.711	(1.077)	658659	40.0000	43.09
90	N-Nitrosodimethylamine	74	2.347	2.336	(0.316)	219453	40.0000	48.01
103	Pyridine	79	2.304	2.320	(0.310)	358190	40.0000	49.97
91	Aniline	93	6.989	6.973	(0.940)	464453	40.0000	40.00
105	1-methylnaphthalene	141	10.915	10.905	(1.139)	448235	40.0000	40.51
93	Benzidine	184	17.000	16.989	(0.895)	110214	40.0000	29.78
98	Retene	219	17.598	17.593	(0.927)	225429	40.0000	42.09
111	Azobenzene (1,2-DP-Hydrazine)	77	13.586	13.570	(1.093)	717163	40.0000	40.26
144	alpha-Terpineol	59	9.697	9.687	(1.012)	132566	40.0000	45.13
143	1,4-Dioxane	58	Compound Not Detected.					
$ 137	d8-1,4-Dioxane	96	Compound Not Detected.					
133	Butylatedhydroxytoluene	205	12.657	12.652	(1.018)	356801	40.0000	40.49
115	Tributyl Phosphate	99	13.736	13.709	(0.932)	656474	40.0000	41.02
116	Dibutyl Phenyl Phosphate	175	15.392	15.381	(1.044)	352390	40.0000	42.94
117	Butyl Diphenyl Phosphate	94	17.032	17.027	(0.897)	152768	40.0000	42.19
118	Triphenyl Phosphate	326	18.608	18.592	(0.980)	94147	40.0000	40.72

QC Flag Legend

M - Compound response manually integrated.
H - Operator selected an alternate compound hit.

Analytical Resources, Inc.

INTERNAL STANDARD COMPOUNDS
AREA AND RT SUMMARY

Instrument ID: nt4.i
Lab File ID: 0400802.d
Lab Smp Id: ABN 40
Analysis Type: SV
Quant Type: ISTD
Operator: VS
Method File: /chem3/nt4.i/20050802.b/SW846.m
Misc Info:

Calibration Date: 02-AUG-2005
Calibration Time: 17:35

Level:
Sample Type:

COMPOUND	STANDARD	AREA LIMIT LOWER	AREA LIMIT UPPER	SAMPLE	%DIFF
8 1,4-Dichlorobenze	124009	62004	248018	99111	-20.08
27 Naphthalene-d8	439086	219543	878172	364153	-17.07
42 Acenaphthene-d10	234157	117078	468314	192499	-17.79
59 Phenanthrene-d10	344042	172021	688084	290356	-15.60
69 Chrysene-d12	264444	132222	528888	220159	-16.75
134 Di-n-octylphthala	474443	237222	948886	395232	-16.70
77 Perylene-d12	280601	140300	561202	231915	-17.35

COMPOUND	STANDARD	RT LIMIT LOWER	RT LIMIT UPPER	SAMPLE	%DIFF
8 1,4-Dichlorobenze	7.43	6.93	7.93	7.43	0.04
27 Naphthalene-d8	9.58	9.08	10.08	9.59	0.03
42 Acenaphthene-d10	12.42	11.92	12.92	12.43	0.03
59 Phenanthrene-d10	14.74	14.24	15.24	14.75	0.02
69 Chrysene-d12	18.98	18.48	19.48	18.99	0.04
134 Di-n-octylphthala	20.22	19.72	20.72	20.23	0.04
77 Perylene-d12	21.10	20.60	21.60	21.11	0.04

AREA UPPER LIMIT = +100% of internal standard area.
AREA LOWER LIMIT = - 50% of internal standard area.
RT UPPER LIMIT = + 0.50 minutes of internal standard RT.
RT LOWER LIMIT = - 0.50 minutes of internal standard RT.

Data File: /chem3/nt4.i/20050802.b/0400802.d
Date : 02-AUG-2005 19:15
Client ID:
Sample Info: ABN 40

Instrument: nt4.i

Operator: VS
Column diameter: 0.32

Column phase: RTX-5

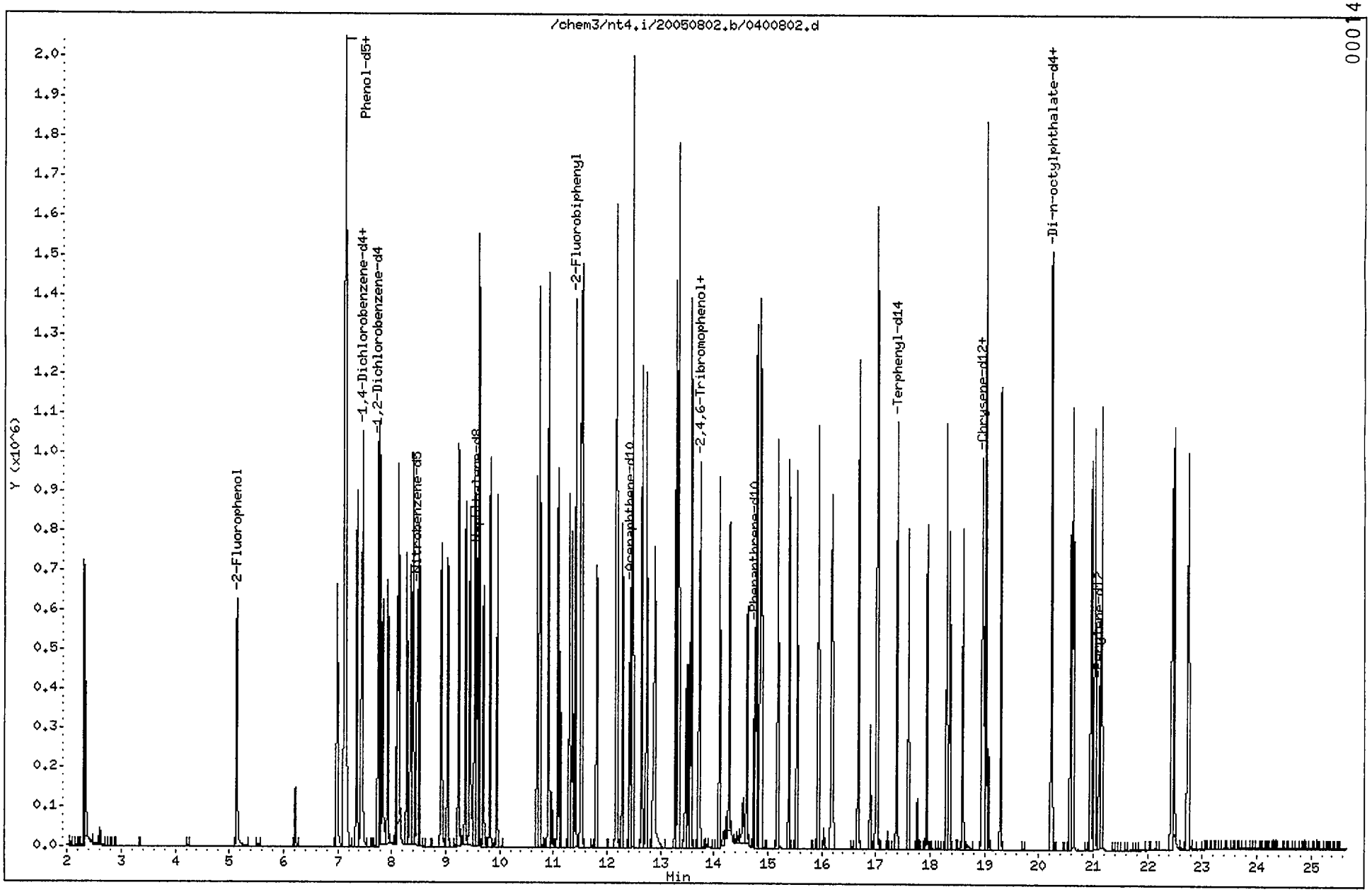

000145

Data File: /chem3/nt4.i/20050802.b/0400802.d
Injection Date: 02-AUG-2005 19:15
Instrument: nt4.i
Client Sample ID:

Compound: 1,2-Dichlorobenzene-d4
CAS Number: 2199-69-1

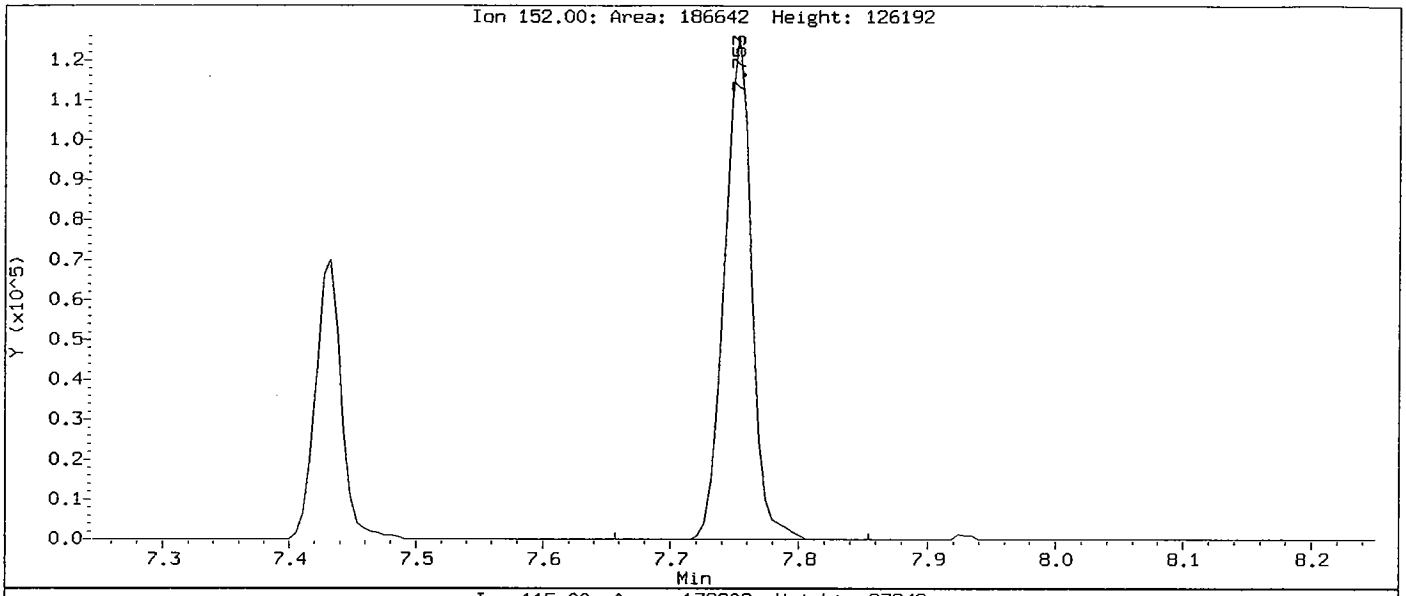

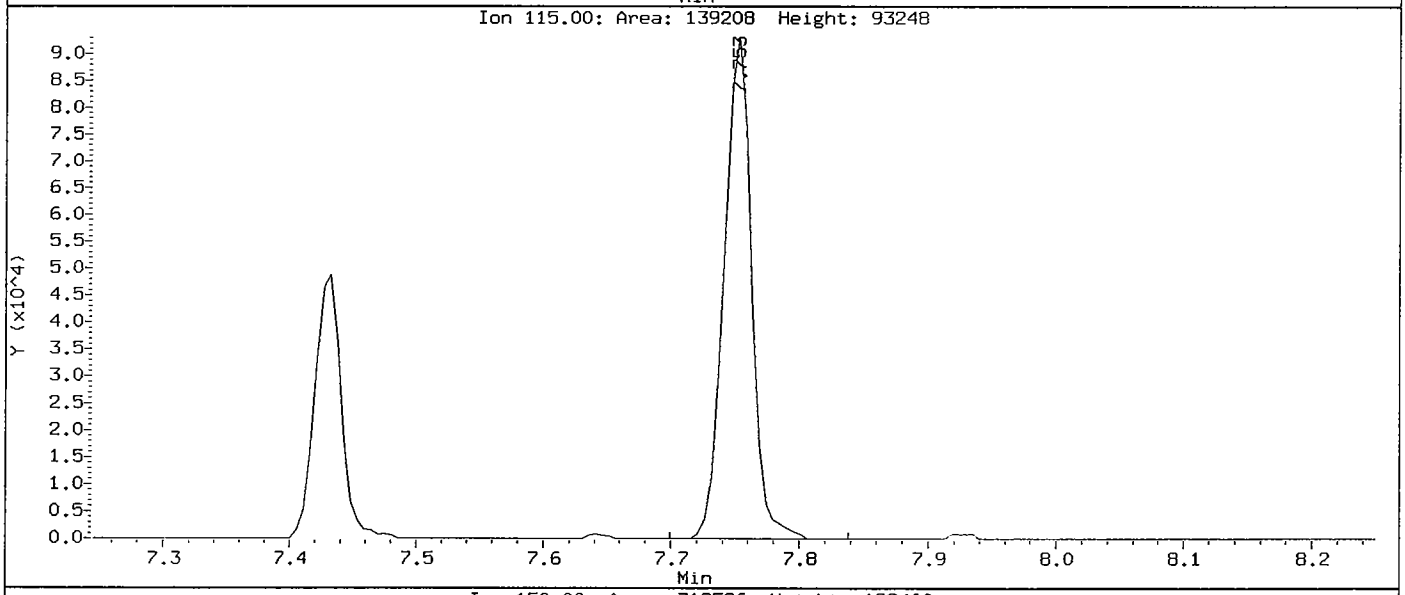

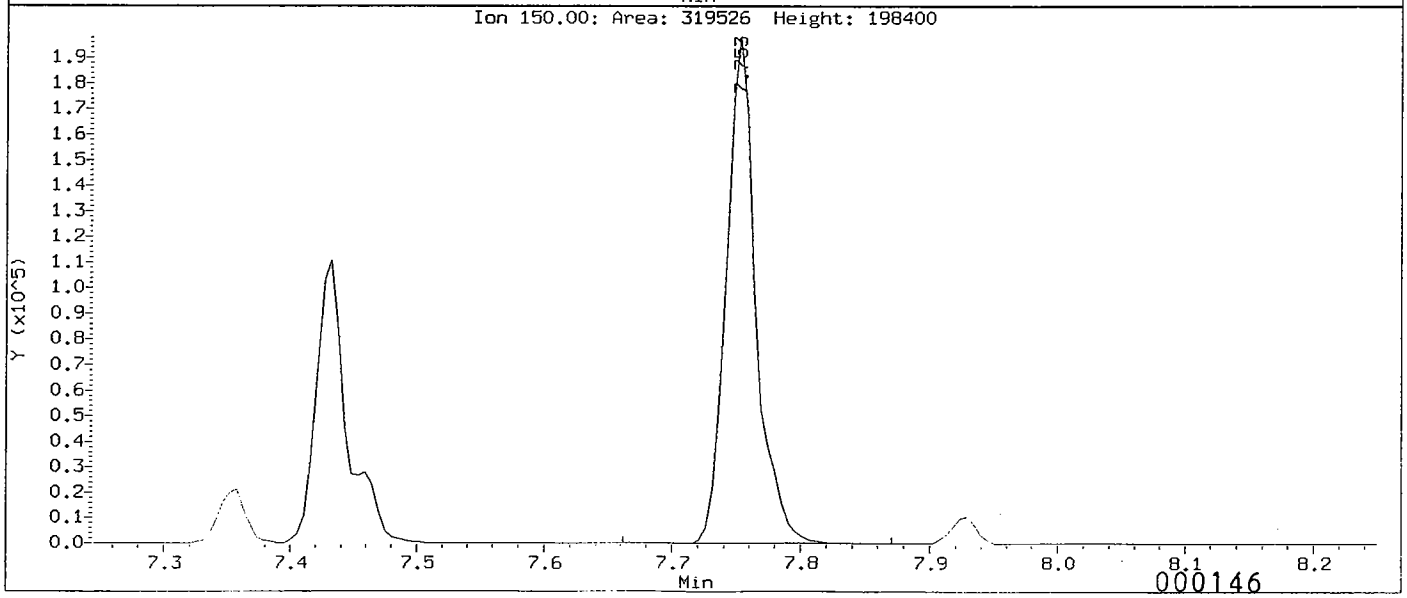

Data File: /chem3/nt4.i/20050802.b/0400802.d
Injection Date: 02-AUG-2005 19:15
Instrument: nt4.i
Client Sample ID:

Compound: Benzyl alcohol
CAS Number: 100-51-6

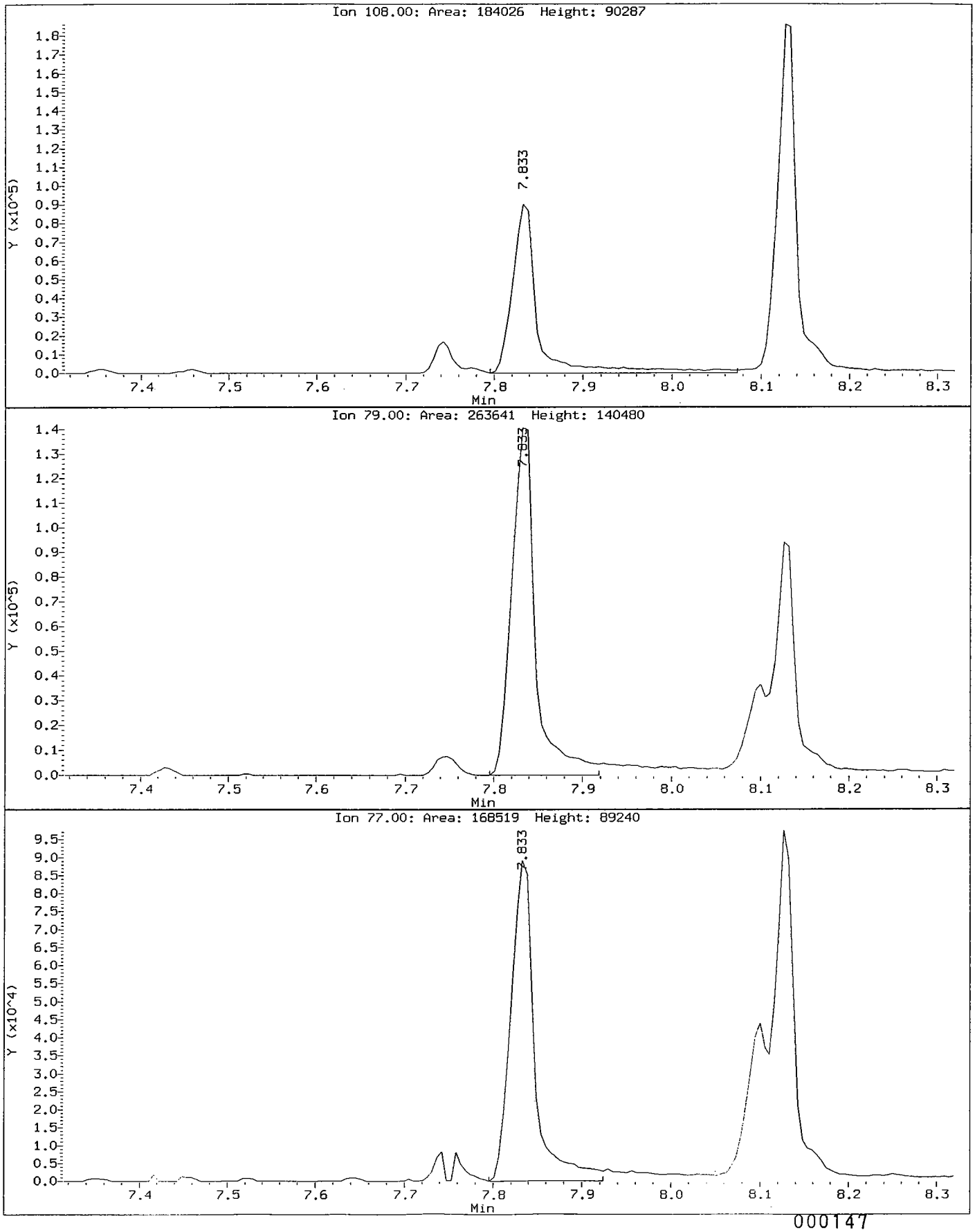

Data File: /chem3/nt4.i/20050802.b/0400802.d
Injection Date: 02-AUG-2005 19:15
Instrument: nt4.i
Client Sample ID:

Compound: Benzoic acid
CAS Number: 65-85-0

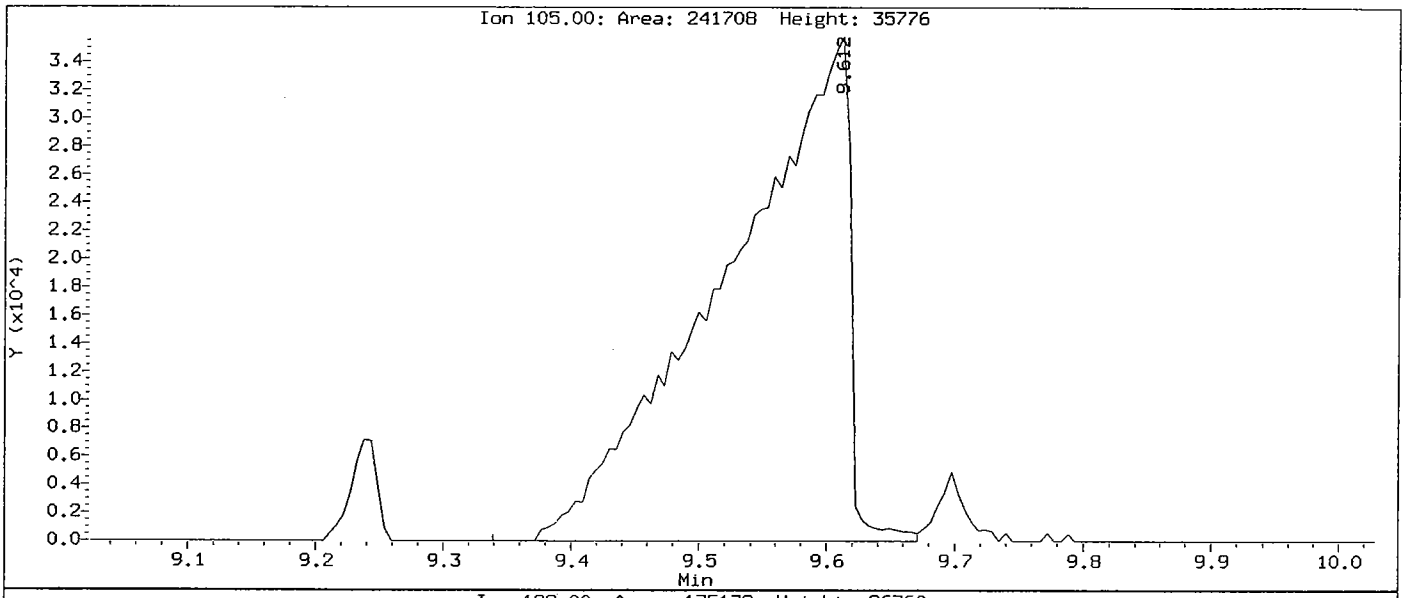

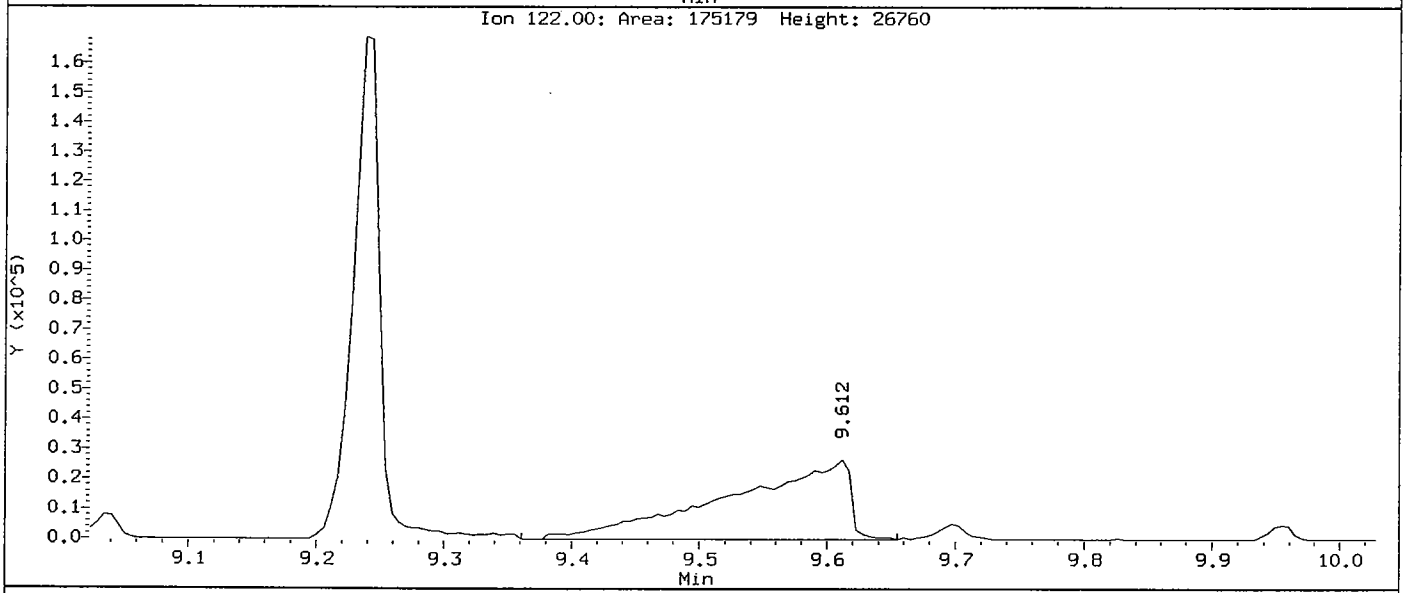

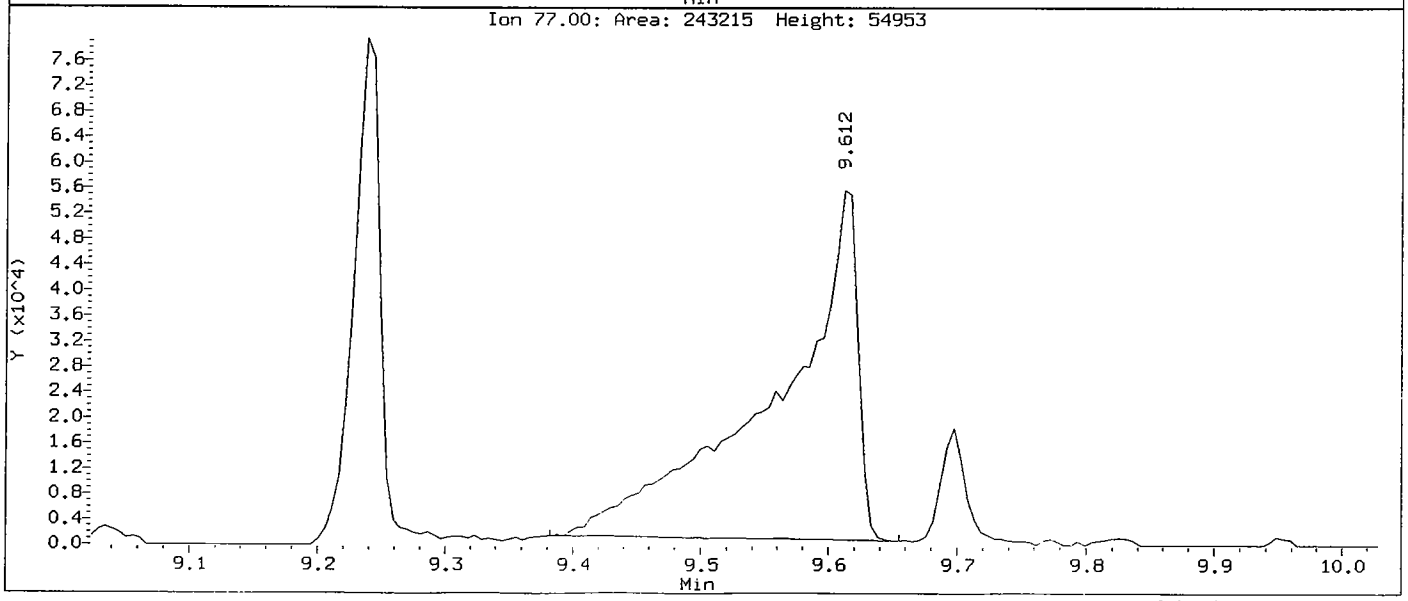

Data File: /chem3/nt4.i/20050802.b/0400802.d
Injection Date: 02-AUG-2005 19:15
Instrument: nt4.i
Client Sample ID:

Compound: 4-Nitrophenol
CAS Number: 100-02-7

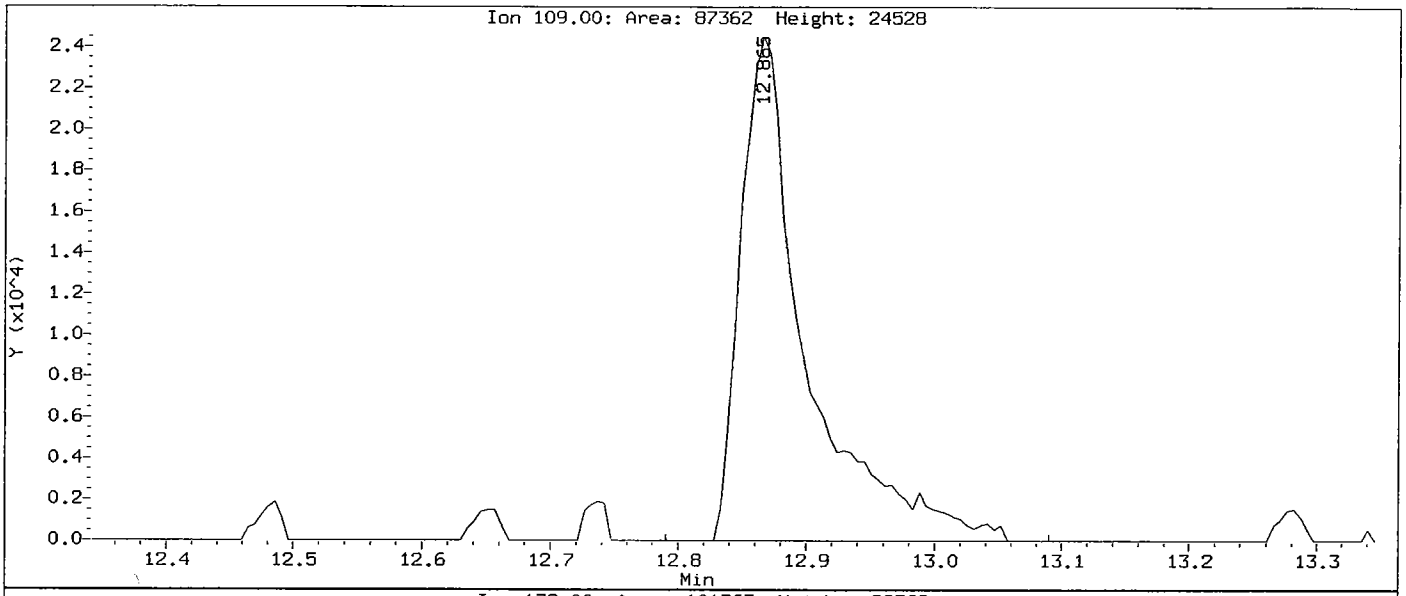

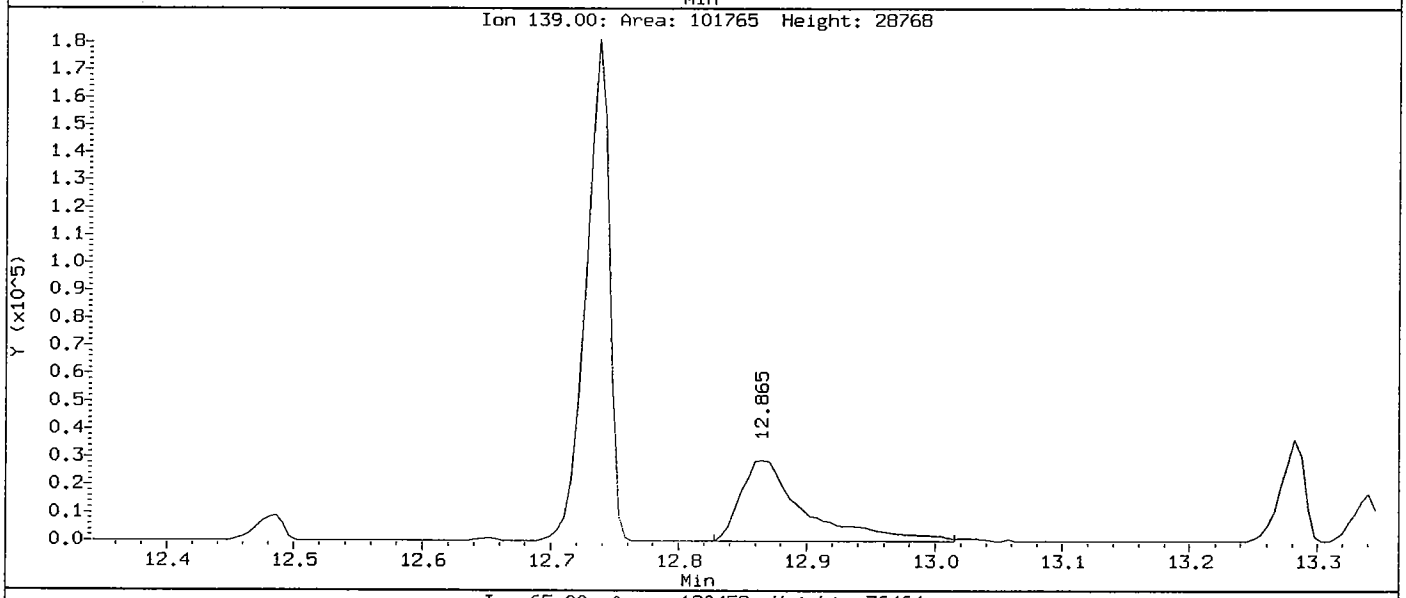

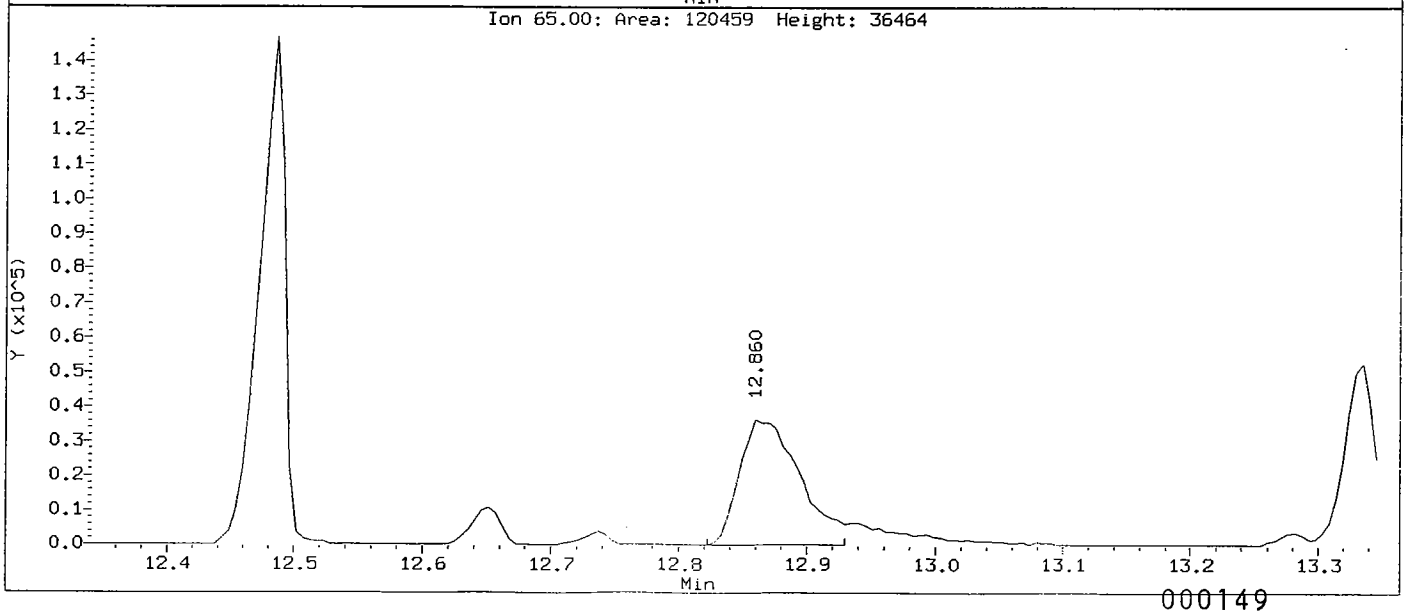

Data File: /chem3/nt4.i/20050802.b/0400802.d
Injection Date: 02-AUG-2005 19:15
Instrument: nt4.i
Client Sample ID:

Compound: Benzo(b)fluoranthene
CAS Number: 205-99-2

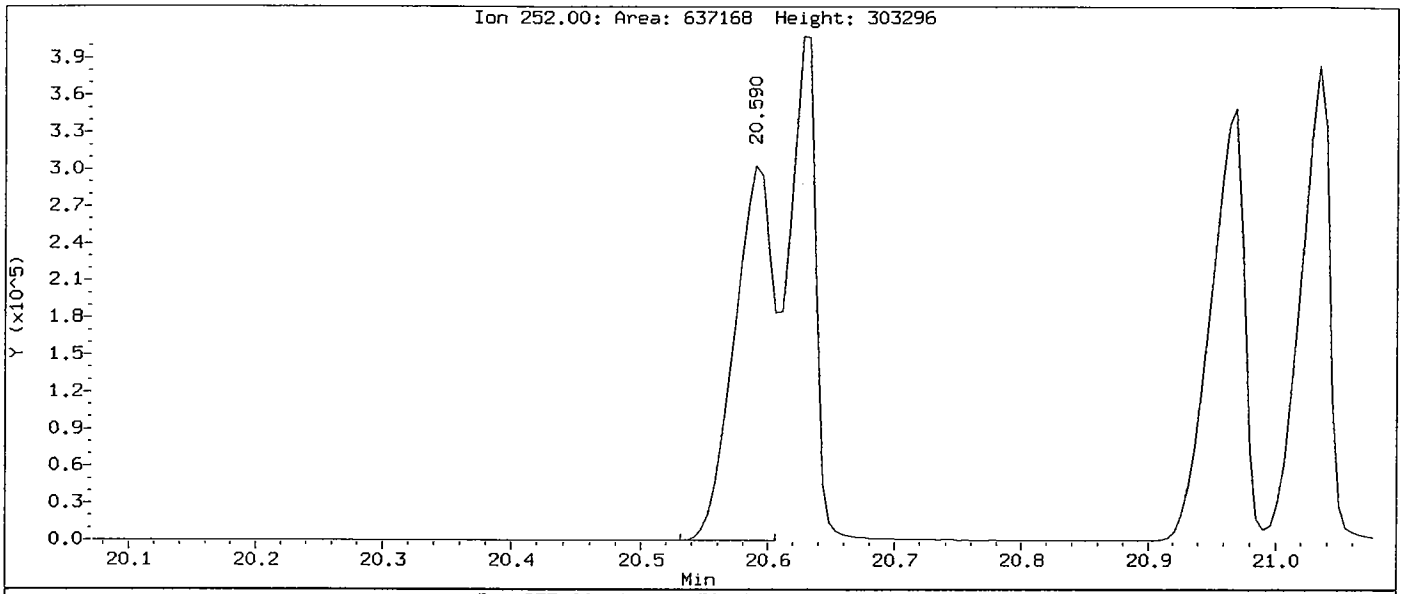

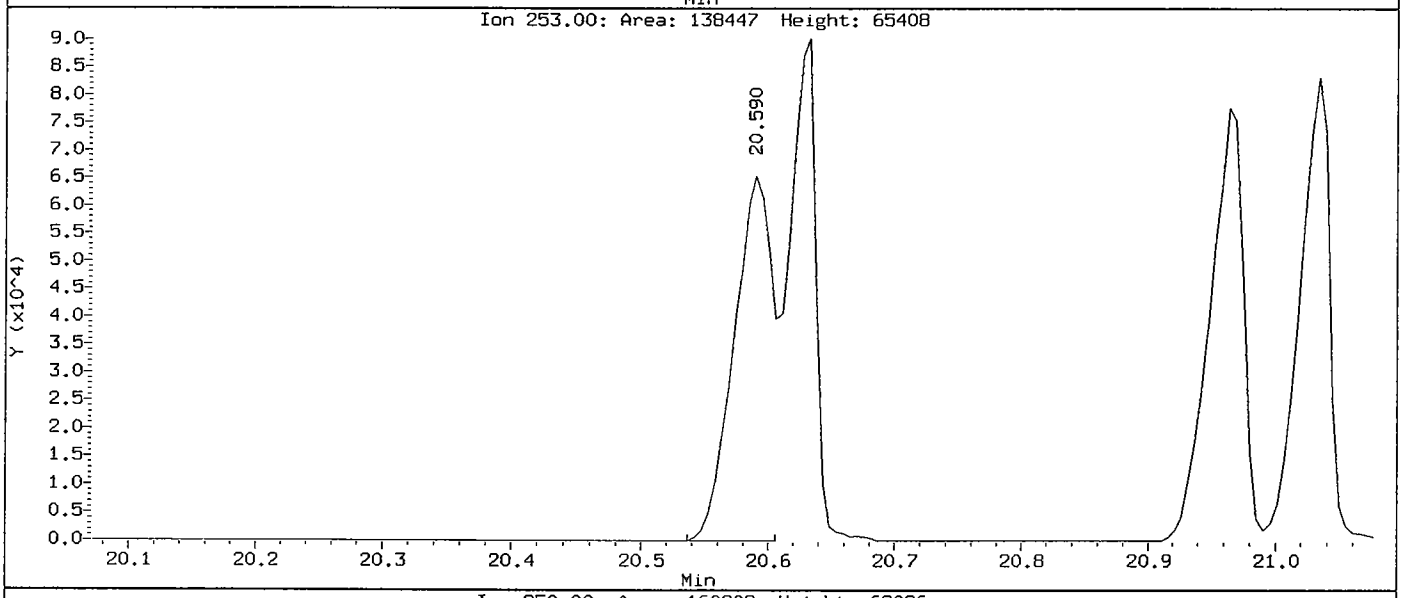

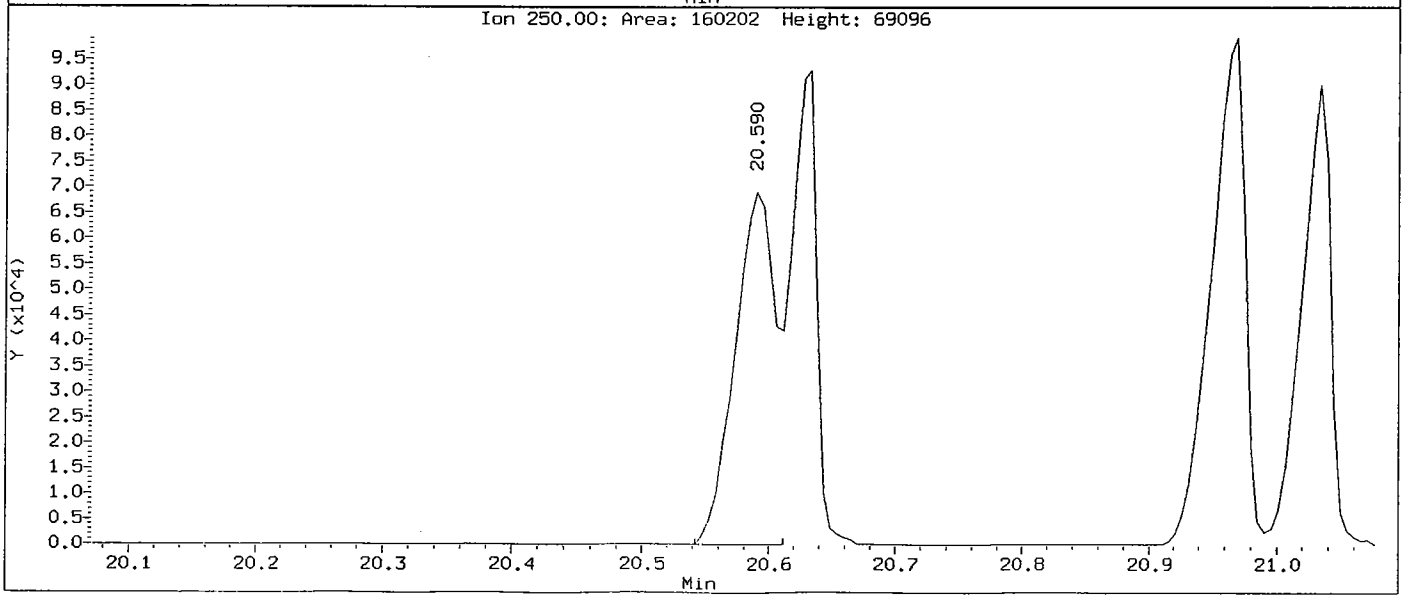

Analytical Resources, Inc.

Semivolatile Report SW846 Method 8270C

Data file : /chem3/nt4.i/20050802.b/0800802.d
Lab Smp Id: ABN 80
Inj Date : 02-AUG-2005 18:09
Operator : VS Inst ID: nt4.i
Smp Info : ABN 80
Misc Info :
Comment : 1ul Injection
Method : /chem3/nt4.i/20050802.b/SW846.m
Meth Date : 03-Aug-2005 13:34 jeff Quant Type: ISTD
Cal Date : 02-AUG-2005 18:09 Cal File: 0800802.d
Als bottle: 2 Calibration Sample, Level: 6
Dil Factor: 1.00000
Integrator: HP RTE Compound Sublist: ICAL.sub
Target Version: 3.50

	Compounds	QUANT SIG MASS	RT	EXP RT	REL RT	RESPONSE	AMOUNTS CAL-AMT (ug/mL)	AMOUNTS ON-COL (ug/mL)
$	1 2-Fluorophenol	112	5.151	5.130	(0.693)	579903	80.0000	80.99
$	2 Phenol-d5	99	7.149	7.101	(0.961)	756795	80.0000	80.45
	3 Phenol	94	7.171	7.117	(0.964)	855454	80.0000	79.91
$	5 2-Chlorophenol-d4	132	7.133	7.112	(0.959)	587880	80.0000	79.67
	4 Bis(2-Chloroethyl)ether	93	7.171	7.144	(0.964)	675776	80.0000	80.18
	6 2-Chlorophenol	128	7.160	7.139	(0.963)	568735	80.0000	81.36
	7 1,3-Dichlorobenzene	146	7.363	7.347	(0.990)	609367	80.0000	81.80
*	8 1,4-Dichlorobenzene-d4	152	7.438	7.427	(1.000)	101822	20.0000	
	9 1,4-Dichlorobenzene	146	7.470	7.454	(1.004)	622958	80.0000	80.40
$	10 1,2-Dichlorobenzene-d4	152	7.763	7.748	(1.044)	370460	80.0000	79.16(M)
	12 1,2-Dichlorobenzene	146	7.785	7.769	(1.047)	574392	80.0000	81.27
	11 Benzyl alcohol	108	7.865	7.817	(1.057)	367423	80.0000	106.9(M)
	14 2,2'-oxybis(1-Chloropropane)	45	8.111	8.089	(1.091)	632367	80.0000	79.37
	13 2-Methylphenol	108	8.148	8.116	(1.096)	532116	80.0000	79.60
	17 Hexachloroethane	117	8.282	8.276	(1.113)	252949	80.0000	82.79
	16 N-Nitroso-di-n-propylamine	70	8.383	8.325	(1.127)	522528	80.0000	78.77
	15 4-Methylphenol	108	8.421	8.378	(1.132)	571329	80.0000	83.46
$	18 Nitrobenzene-d5	82	8.490	8.458	(0.885)	762431	80.0000	78.52
	19 Nitrobenzene	77	8.527	8.490	(0.889)	759247	80.0000	76.94
	20 Isophorone	82	8.944	8.896	(0.932)	1312026	80.0000	79.90
	21 2-Nitrophenol	139	9.051	9.030	(0.943)	302514	80.0000	81.73
	22 2,4-Dimethylphenol	107	9.259	9.222	(0.965)	603899	80.0000	82.70
	23 Bis(2-Chloroethoxy)methane	93	9.388	9.356	(0.978)	748648	80.0000	79.61
	24 Benzoic acid	105	9.703	9.527	(1.011)	510011	80.0000	90.08(M)
	25 2,4-Dichlorophenol	162	9.473	9.436	(0.987)	420578	80.0000	81.54
	26 1,2,4-Trichlorobenzene	180	9.548	9.537	(0.995)	475869	80.0000	81.32
*	27 Naphthalene-d8	136	9.596	9.580	(1.000)	363330	20.0000	

	Compounds	QUANT SIG MASS	RT	EXP RT	REL RT	RESPONSE	AMOUNTS CAL-AMT (ug/mL)	AMOUNTS ON-COL (ug/mL)
	28 Naphthalene	128	9.633	9.607	(1.004)	1549202	80.0000	78.18
	29 4-Chloroaniline	127	9.842	9.815	(1.026)	637792	80.0000	78.73
	30 Hexachlorobutadiene	225	9.959	9.949	(1.038)	238214	80.0000	78.14
	31 4-Chloro-3-methylphenol	107	10.707	10.686	(1.116)	514223	80.0000	82.12
	32 2-Methylnaphthalene	141	10.755	10.739	(1.121)	854612	80.0000	78.62
	33 Hexachlorocyclopentadiene	237	11.129	11.124	(0.895)	191149	80.0000	89.35
	34 2,4,6-Trichlorophenol	196	11.311	11.289	(0.910)	296870	80.0000	83.76
	35 2,4,5-Trichlorophenol	196	11.364	11.343	(0.914)	301322	80.0000	84.01
$	36 2-Fluorobiphenyl	172	11.428	11.407	(0.919)	979290	80.0000	77.52
	37 2-Chloronaphthalene	162	11.530	11.503	(0.927)	872712	80.0000	78.64
	38 2-Nitroaniline	65	11.829	11.792	(0.951)	375553	80.0000	79.05
	39 Dimethylphthalate	163	12.213	12.182	(0.982)	954314	80.0000	77.68
	40 Acenaphthylene	152	12.187	12.166	(0.980)	1430384	80.0000	78.76
	41 2,6-Dinitrotoluene	165	12.310	12.272	(0.990)	224787	80.0000	79.91
*	42 Acenaphthene-d10	164	12.433	12.422	(1.000)	193542	20.0000	
	43 3-Nitroaniline	138	12.507	12.470	(1.006)	257654	80.0000	80.36
	44 Acenaphthene	153	12.491	12.470	(1.005)	912137	80.0000	78.23
	45 2,4-Dinitrophenol	184	12.662	12.625	(1.018)	144191	80.0000	104.6
	46 Dibenzofuran	168	12.753	12.726	(1.026)	1153911	80.0000	77.94
	47 4-Nitrophenol	109	12.892	12.844	(1.037)	173527	80.0000	87.96 (M)
	48 2,4-Dinitrotoluene	165	12.908	12.876	(1.038)	290968	80.0000	81.63
	50 Diethylphthalate	149	13.351	13.319	(1.074)	926193	80.0000	75.65
	49 Fluorene	166	13.298	13.271	(1.070)	980062	80.0000	79.66
	51 4-Chlorophenyl-phenylether	204	13.351	13.330	(1.074)	464332	80.0000	78.49
	52 4-Nitroaniline	138	13.522	13.448	(1.088)	245396	80.0000	82.71
	53 4,6-Dinitro-2-methylphenol	198	13.560	13.506	(0.919)	181144	80.0000	87.64
	54 N-Nitrosodiphenylamine	169	13.586	13.554	(0.921)	500216	80.0000	78.29
$	55 2,4,6-Tribromophenol	330	13.725	13.704	(1.104)	102234	80.0000	82.59
	56 4-Bromophenyl-phenylether	248	14.110	14.094	(0.956)	243131	80.0000	81.33
	57 Hexachlorobenzene	284	14.297	14.276	(0.969)	249307	80.0000	80.83
	58 Pentachlorophenol	266	14.628	14.596	(0.991)	158665	80.0000	88.12
*	59 Phenanthrene-d10	188	14.756	14.740	(1.000)	288291	20.0000	
	60 Phenanthrene	178	14.799	14.778	(1.003)	1375048	80.0000	78.42
	61 Anthracene	178	14.874	14.842	(1.008)	1352940	80.0000	77.87
	62 Carbazole	167	15.200	15.168	(1.030)	1120103	80.0000	81.05
	63 Di-n-butylphthalate	149	15.948	15.926	(1.081)	1465206	80.0000	79.33
	64 Fluoranthene	202	16.696	16.669	(1.131)	1342330	80.0000	81.51
	65 Pyrene	202	17.037	17.011	(0.897)	1362564	80.0000	78.17
$	66 Terphenyl-d14	244	17.401	17.379	(0.916)	817121	80.0000	78.23
	67 Butylbenzylphthalate	149	18.314	18.298	(0.964)	641826	80.0000	80.30
	68 Benzo(a)anthracene	228	18.977	18.950	(0.999)	1251028	80.0000	81.32
*	69 Chrysene-d12	240	18.998	18.977	(1.000)	223560	20.0000	
	70 3,3'-Dichlorobenzidine	252	19.051	19.025	(1.003)	431637	80.0000	84.41
	71 Chrysene	228	19.051	19.014	(1.003)	1172037	80.0000	77.39
	72 bis(2-Ethylhexyl)phthalate	149	19.308	19.297	(0.954)	878251	80.0000	79.10
*	134 Di-n-octylphthalate-d4	153	20.237	20.221	(1.000)	405594	20.0000	
	73 Di-n-octylphthalate	149	20.248	20.232	(1.001)	1598994	80.0000	76.03

	Compounds	QUANT SIG MASS	RT	EXP RT	REL RT	RESPONSE	AMOUNTS CAL-AMT (ug/mL)	AMOUNTS ON-COL (ug/mL)
74	Benzo(b)fluoranthene	252	20.622	20.574	(0.976)	1606512	80.0000	92.41
75	Benzo(k)fluoranthene	252	20.654	20.606	(0.978)	1190675	80.0000	71.78 (M)
76	Benzo(a)pyrene	252	21.060	21.007	(0.997)	1227798	80.0000	78.97
* 77	Perylene-d12	264	21.119	21.098	(1.000)	250953	20.0000	
78	Indeno(1,2,3-cd)pyrene	276	22.476	22.422	(1.064)	1487457	80.0000	91.33 (M)
79	Dibenzo(a,h)anthracene	278	22.508	22.454	(1.066)	1304747	80.0000	86.47
80	Benzo(g,h,i)perylene	276	22.775	22.711	(1.078)	1340554	80.0000	81.05
90	N-Nitrosodimethylamine	74	2.363	2.336	(0.318)	413205	80.0000	88.00
103	Pyridine	79	2.309	2.320	(0.310)	739218	80.0000	100.4
91	Aniline	93	7.010	6.973	(0.943)	903843	80.0000	75.77
105	1-methylnaphthalene	141	10.926	10.905	(1.139)	874929	80.0000	79.26
93	Benzidine	184	17.005	16.989	(0.895)	193682	80.0000	51.53
98	Retene	219	17.609	17.593	(0.927)	443859	80.0000	81.61
111	Azobenzene (1,2-DP-Hydrazine)	77	13.597	13.570	(1.094)	1364776	80.0000	76.20
144	alpha-Terpineol	59	9.713	9.687	(1.012)	257028	80.0000	87.71
143	1,4-Dioxane	58	Compound Not Detected.					
$ 137	d8-1,4-Dioxane	96	Compound Not Detected.					
133	Butylatedhydroxytoluene	205	12.668	12.652	(1.019)	680894	80.0000	76.86
115	Tributyl Phosphate	99	13.768	13.709	(0.933)	1218536	80.0000	76.68
116	Dibutyl Phenyl Phosphate	175	15.408	15.381	(1.044)	671286	80.0000	82.38
117	Butyl Diphenyl Phosphate	94	17.043	17.027	(0.897)	271671	80.0000	73.89
118	Triphenyl Phosphate	326	18.619	18.592	(0.980)	186750	80.0000	79.55

QC Flag Legend

M - Compound response manually integrated.

Analytical Resources, Inc.

INTERNAL STANDARD COMPOUNDS
AREA AND RT SUMMARY

Instrument ID: nt4.i
Lab File ID: 0800802.d
Lab Smp Id: ABN 80
Analysis Type: SV
Quant Type: ISTD
Operator: VS
Method File: /chem3/nt4.i/20050802.b/SW846.m
Misc Info:

Calibration Date: 02-AUG-2005
Calibration Time: 17:35

Level:
Sample Type:

COMPOUND	STANDARD	AREA LIMIT LOWER	AREA LIMIT UPPER	SAMPLE	%DIFF
8 1,4-Dichlorobenze	124009	62004	248018	101822	-17.89
27 Naphthalene-d8	439086	219543	878172	363330	-17.25
42 Acenaphthene-d10	234157	117078	468314	193542	-17.35
59 Phenanthrene-d10	344042	172021	688084	288291	-16.20
69 Chrysene-d12	264444	132222	528888	223560	-15.46
134 Di-n-octylphthala	474443	237222	948886	405594	-14.51
77 Perylene-d12	280601	140300	561202	250953	-10.57

COMPOUND	STANDARD	RT LIMIT LOWER	RT LIMIT UPPER	SAMPLE	%DIFF
8 1,4-Dichlorobenze	7.43	6.93	7.93	7.44	0.11
27 Naphthalene-d8	9.58	9.08	10.08	9.60	0.14
42 Acenaphthene-d10	12.42	11.92	12.92	12.43	0.07
59 Phenanthrene-d10	14.74	14.24	15.24	14.76	0.09
69 Chrysene-d12	18.98	18.48	19.48	19.00	0.10
134 Di-n-octylphthala	20.22	19.72	20.72	20.24	0.10
77 Perylene-d12	21.10	20.60	21.60	21.12	0.09

AREA UPPER LIMIT = +100% of internal standard area.
AREA LOWER LIMIT = - 50% of internal standard area.
RT UPPER LIMIT = + 0.50 minutes of internal standard RT.
RT LOWER LIMIT = - 0.50 minutes of internal standard RT.

Data File: /chem3/nt4.i/20050802.b/0800802.d
Date : 02-AUG-2005 18:09
Client ID:
Sample Info: ABN 80

Instrument: nt4.i

Operator: VS
Column diameter: 0.32

Column phase: RTX-5

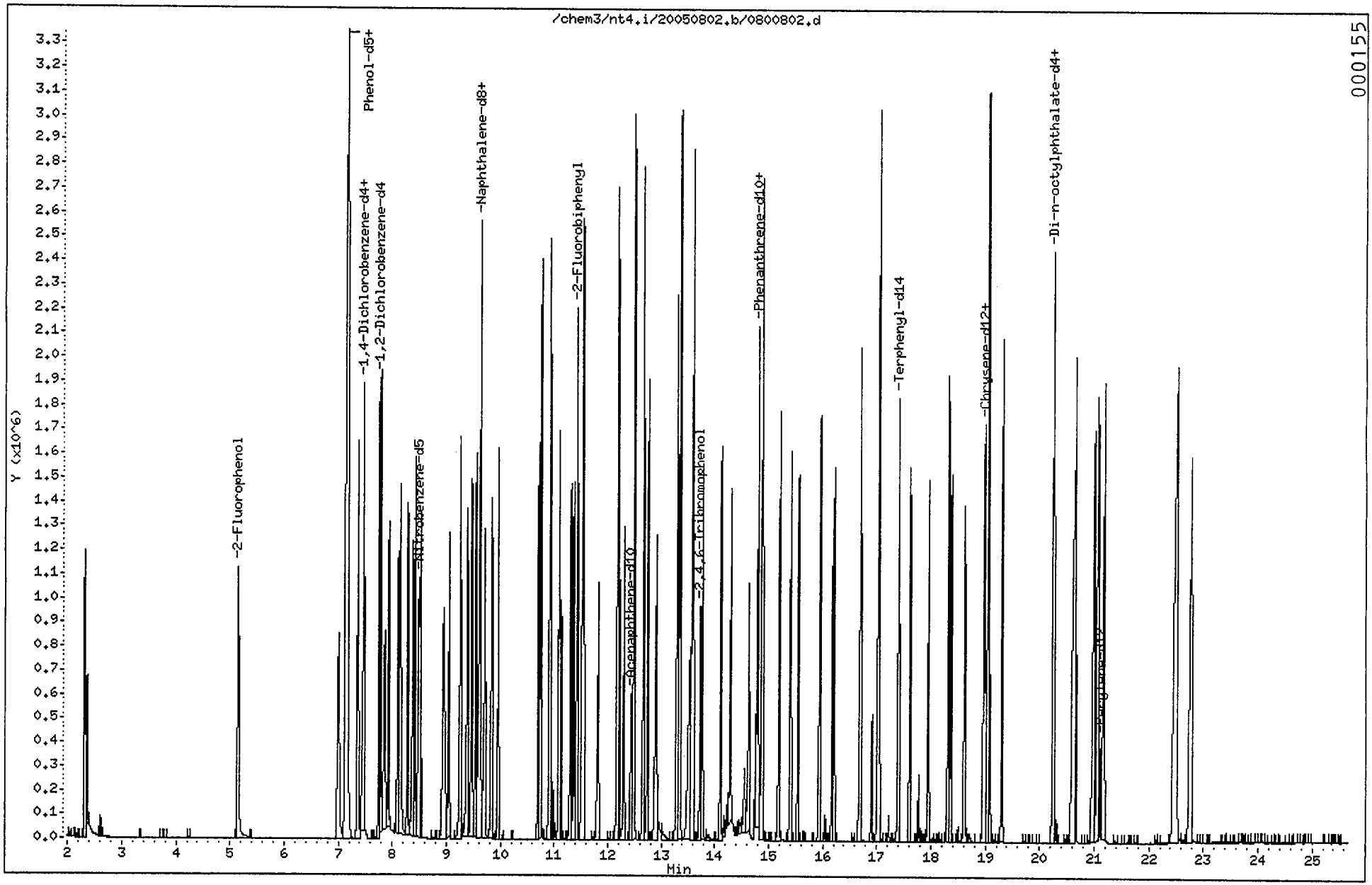

Data File: /chem3/nt4.i/20050802.b/0800802.d
Injection Date: 02-AUG-2005 18:09
Instrument: nt4.i
Client Sample ID:

Compound: 1,2-Dichlorobenzene-d4
CAS Number: 2199-69-1

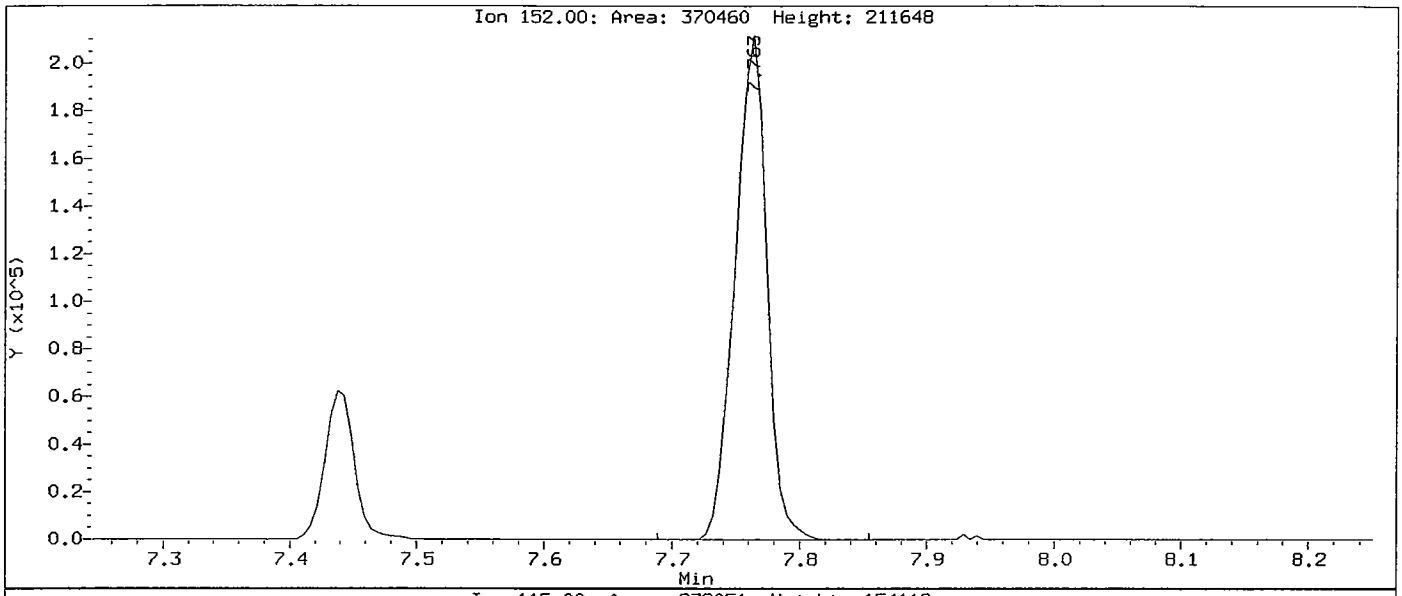

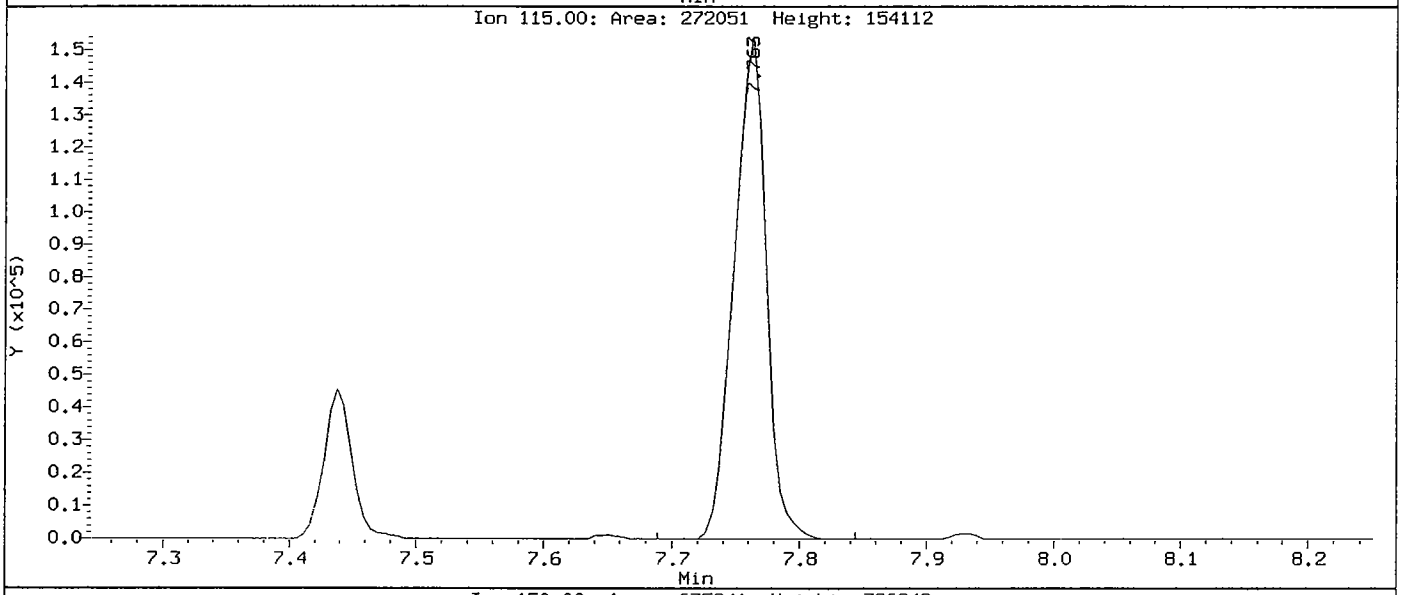

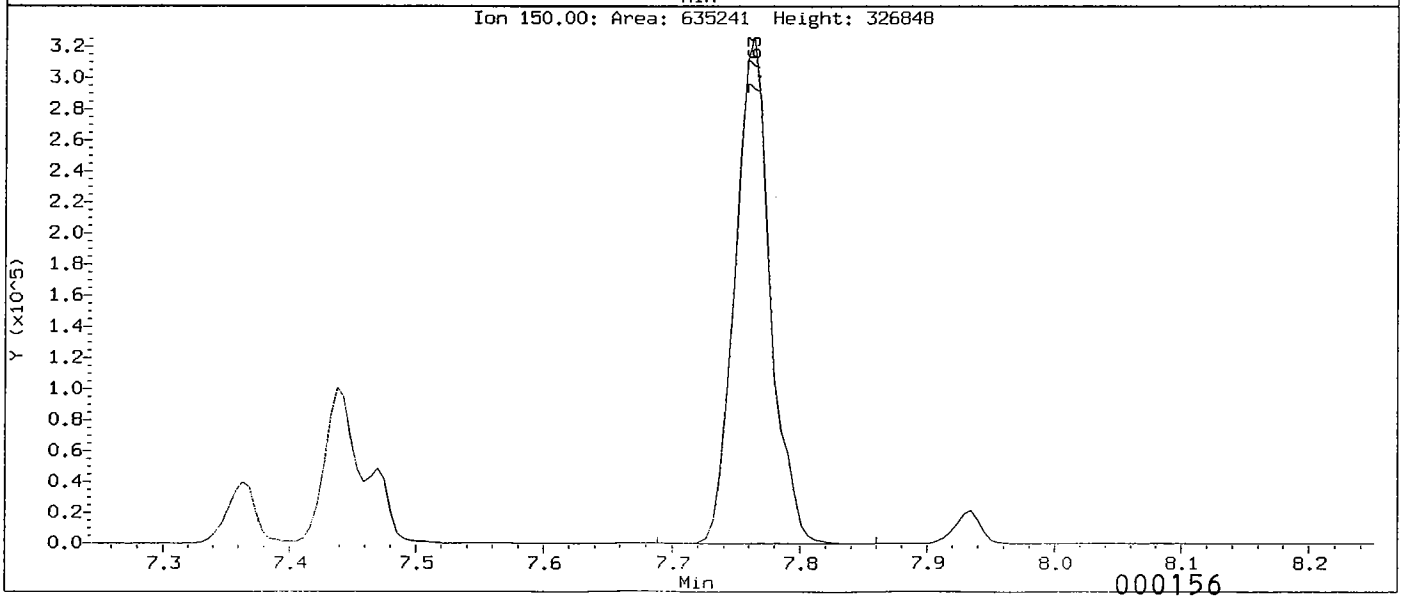

Data File: /chem3/nt4.i/20050802.b/0800802.d
Injection Date: 02-AUG-2005 18:09
Instrument: nt4.i
Client Sample ID:

Compound: Benzyl alcohol
CAS Number: 100-51-6

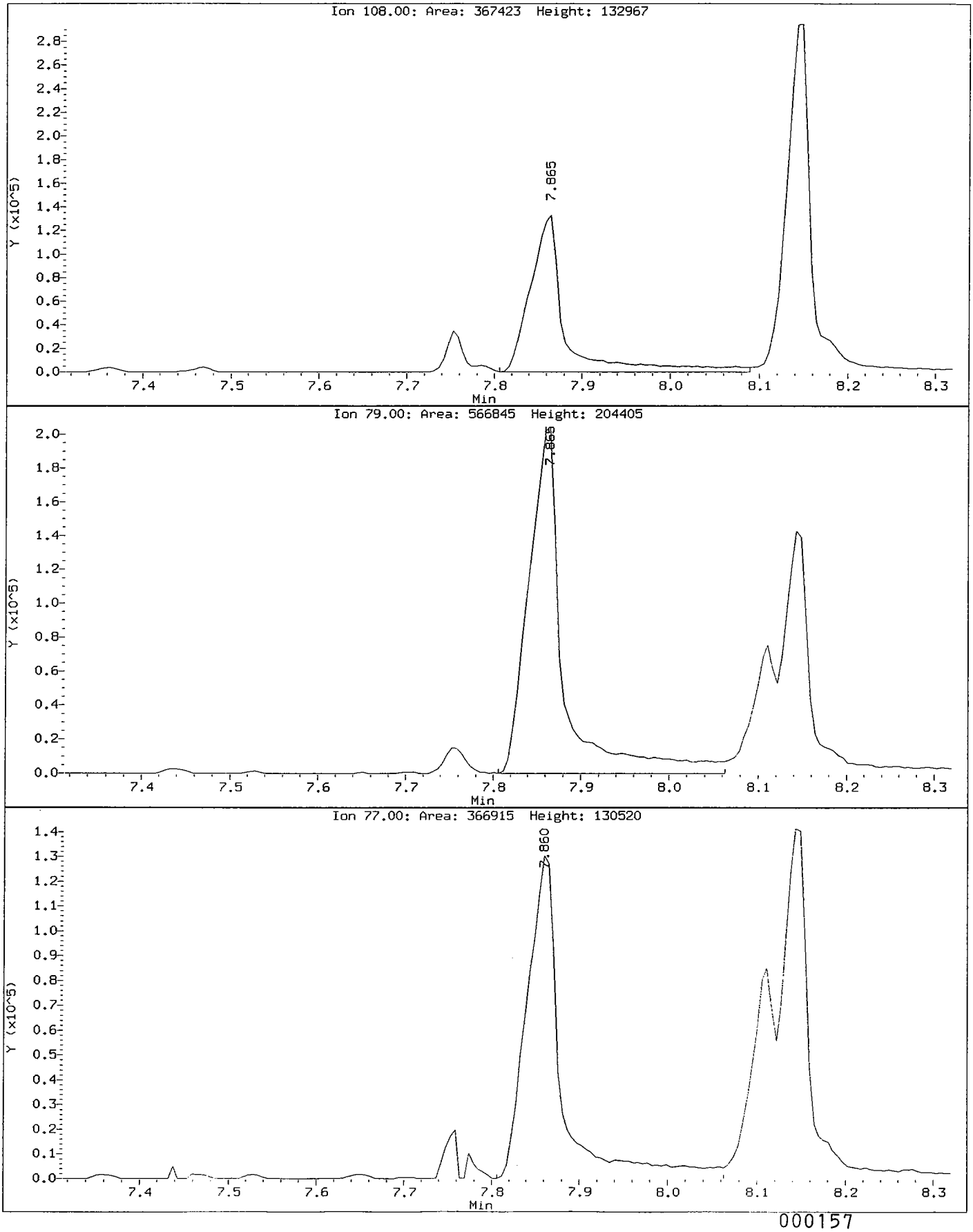

Data File: /chem3/nt4.i/20050802.b/0800802.d
Injection Date: 02-AUG-2005 18:09
Instrument: nt4.i
Client Sample ID:

Compound: Benzoic acid
CAS Number: 65-85-0

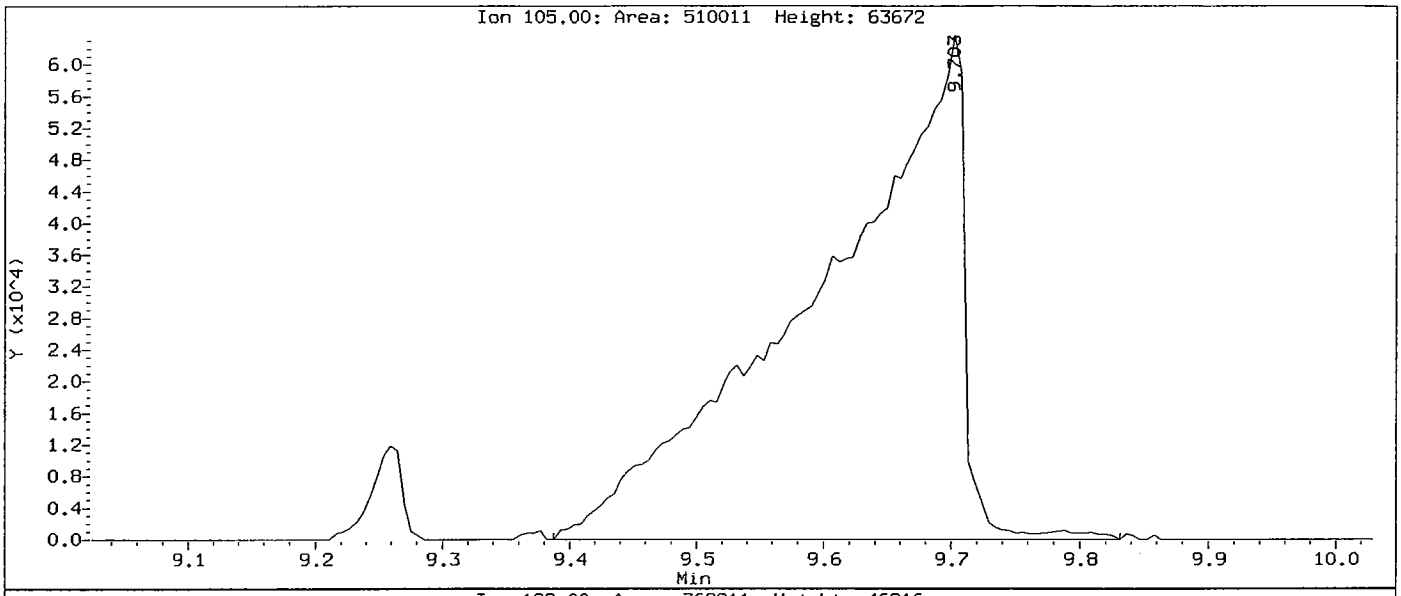

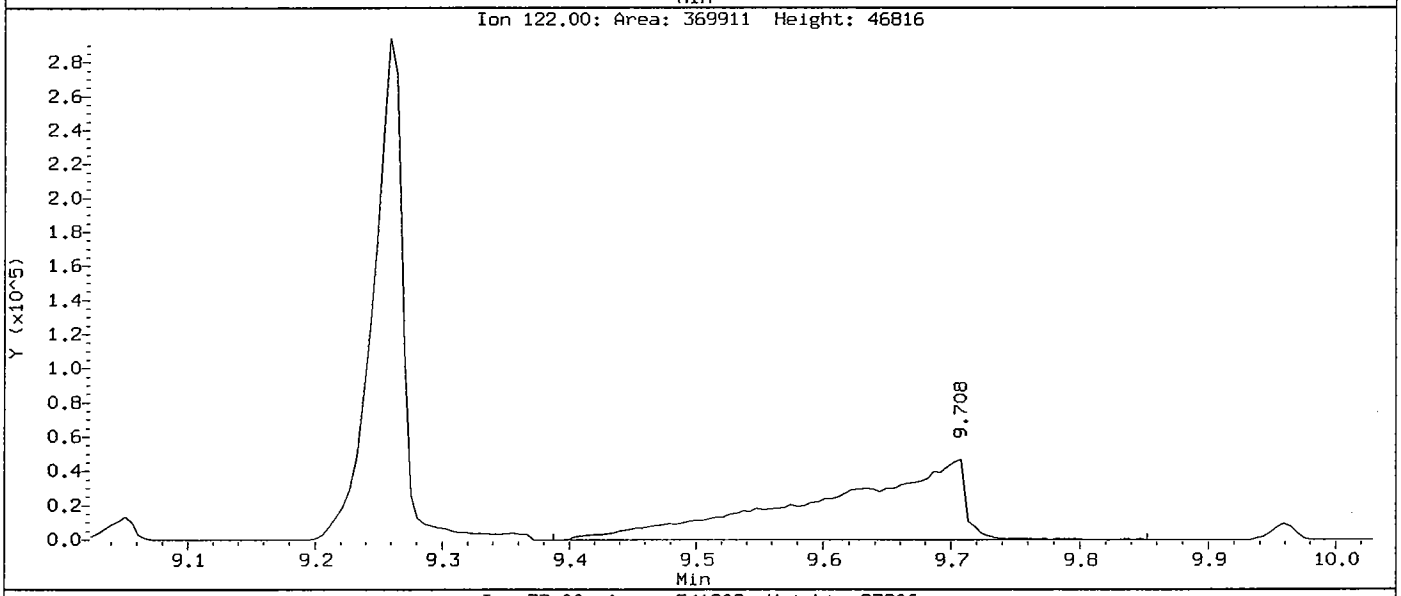

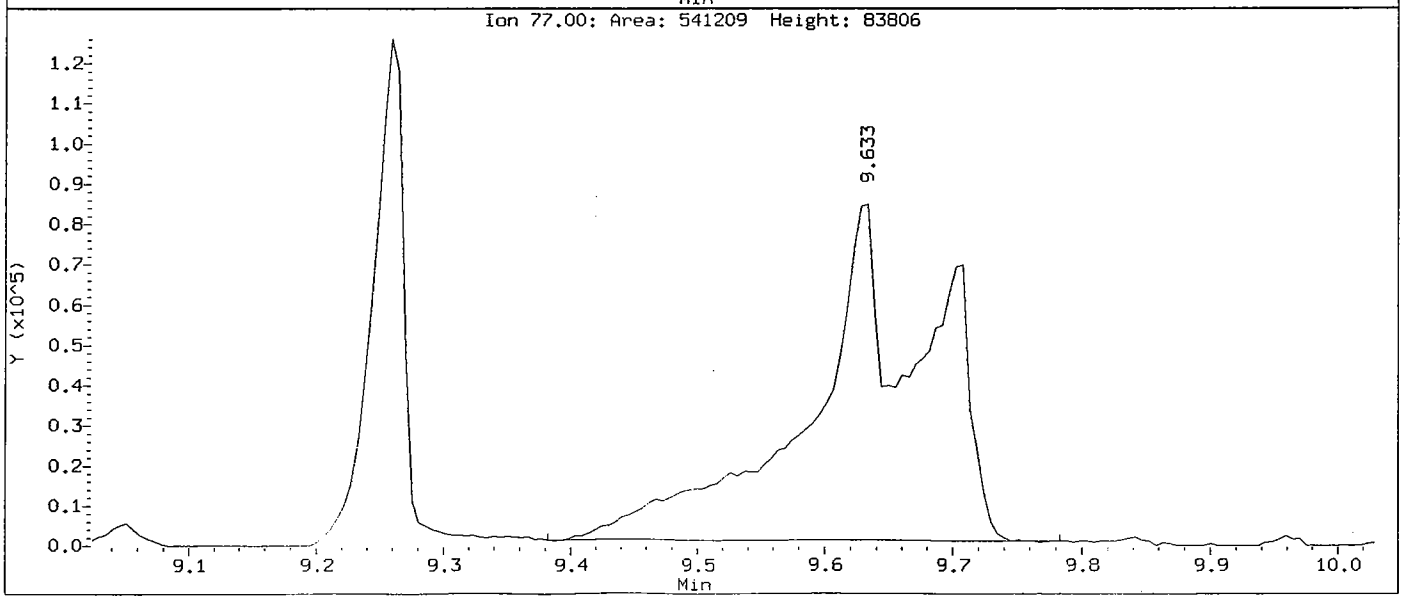

Data File: /chem3/nt4.i/20050802.b/0800802.d
Injection Date: 02-AUG-2005 18:09
Instrument: nt4.i
Client Sample ID:

Compound: 4-Nitrophenol
CAS Number: 100-02-7

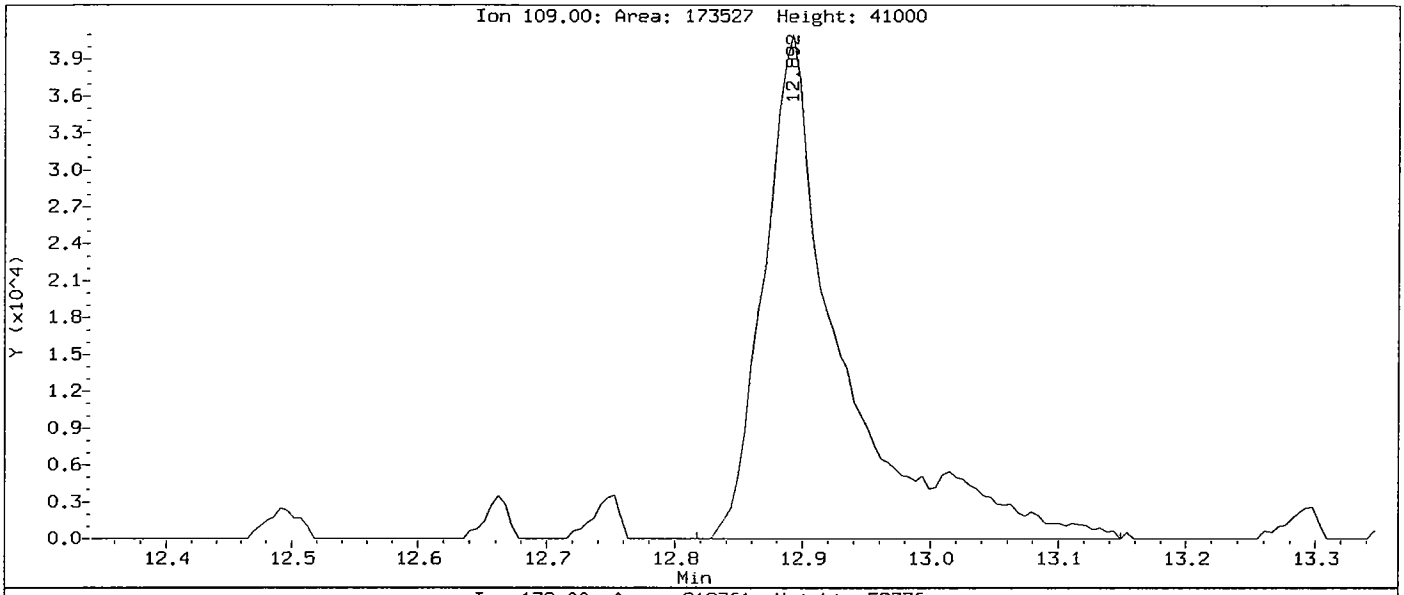

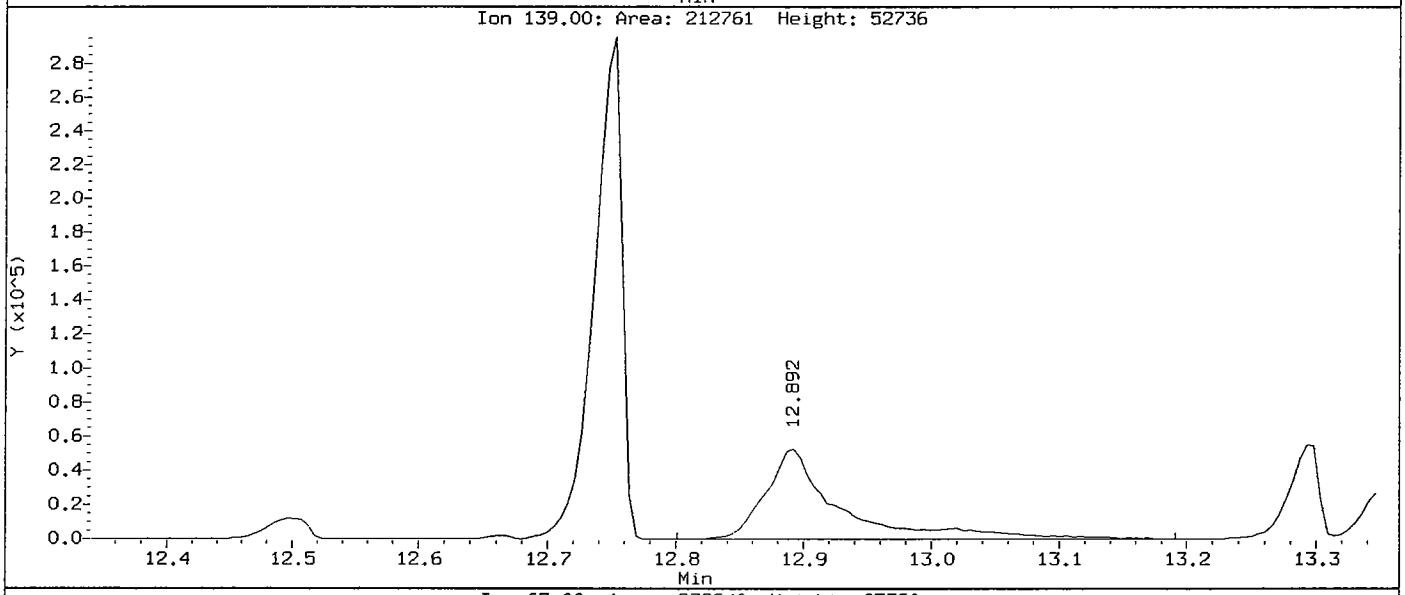

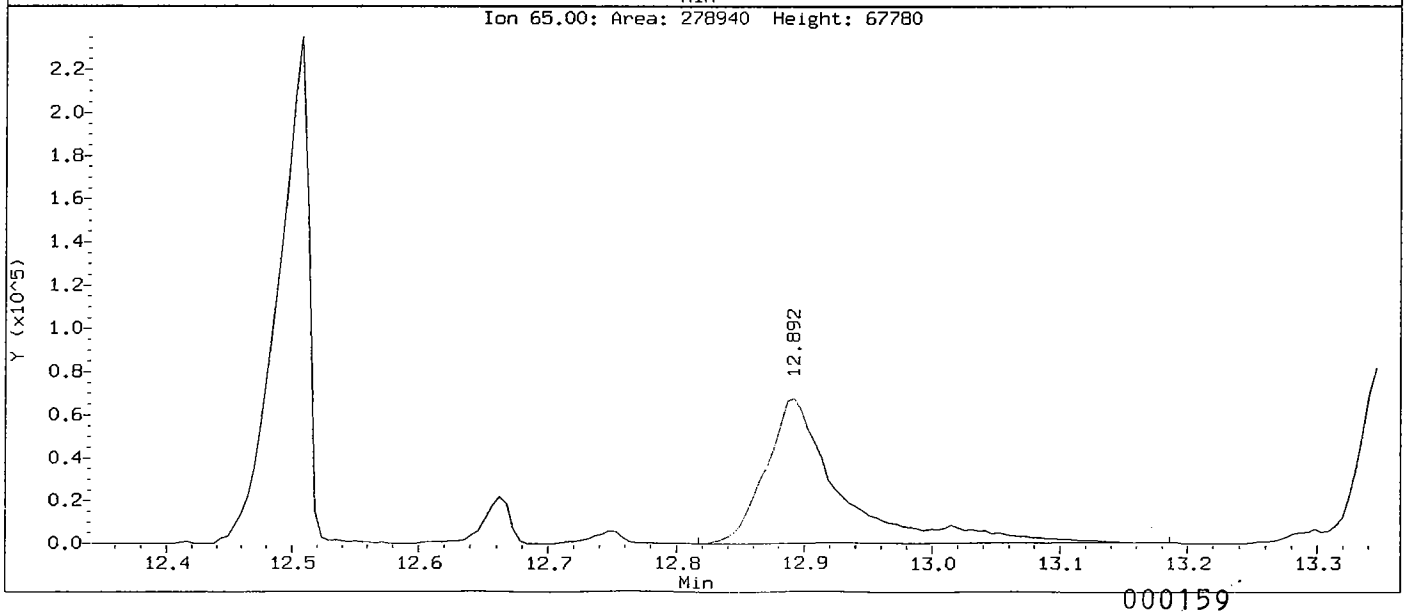

Data File: /chem3/nt4.i/20050802.b/0800802.d
Injection Date: 02-AUG-2005 18:09
Instrument: nt4.i
Client Sample ID:

Compound: Benzo(k)fluoranthene
CAS Number: 207-08-9

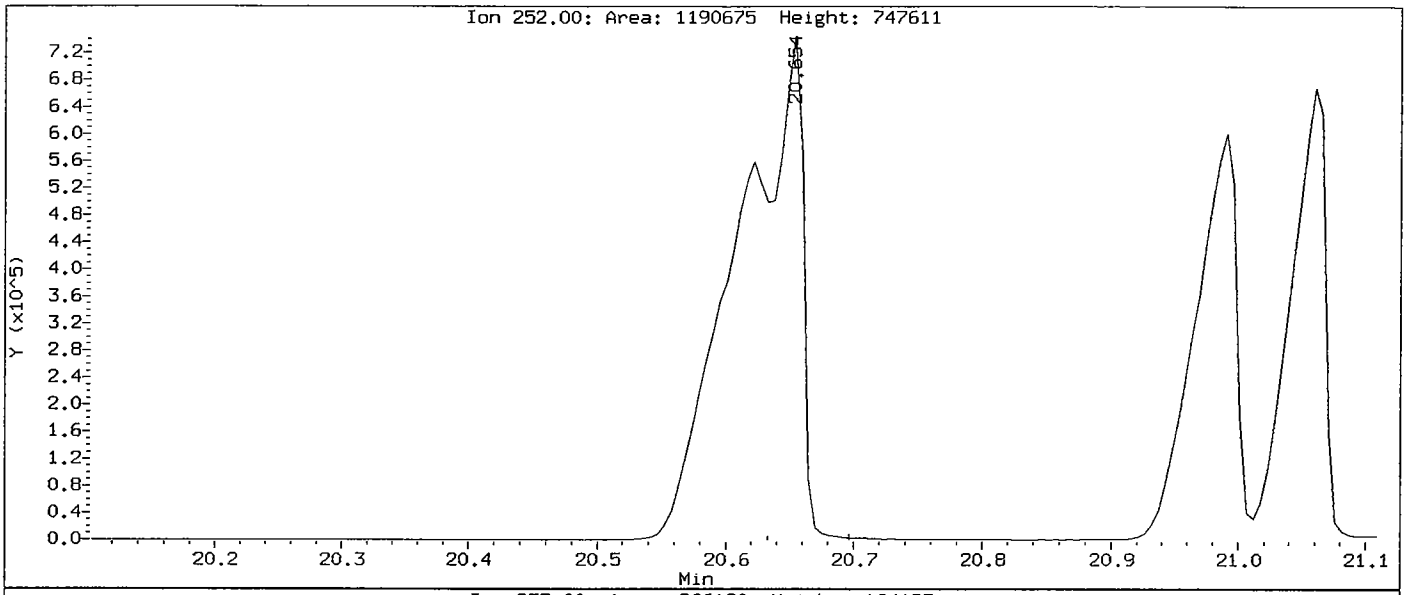

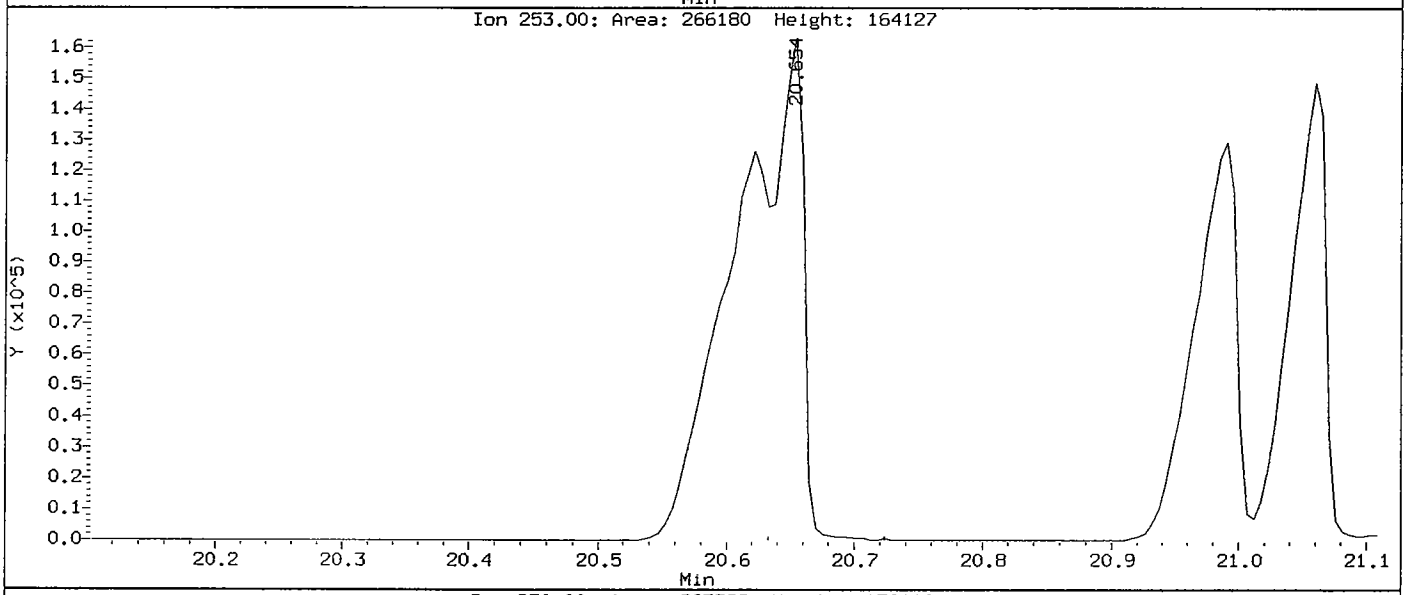

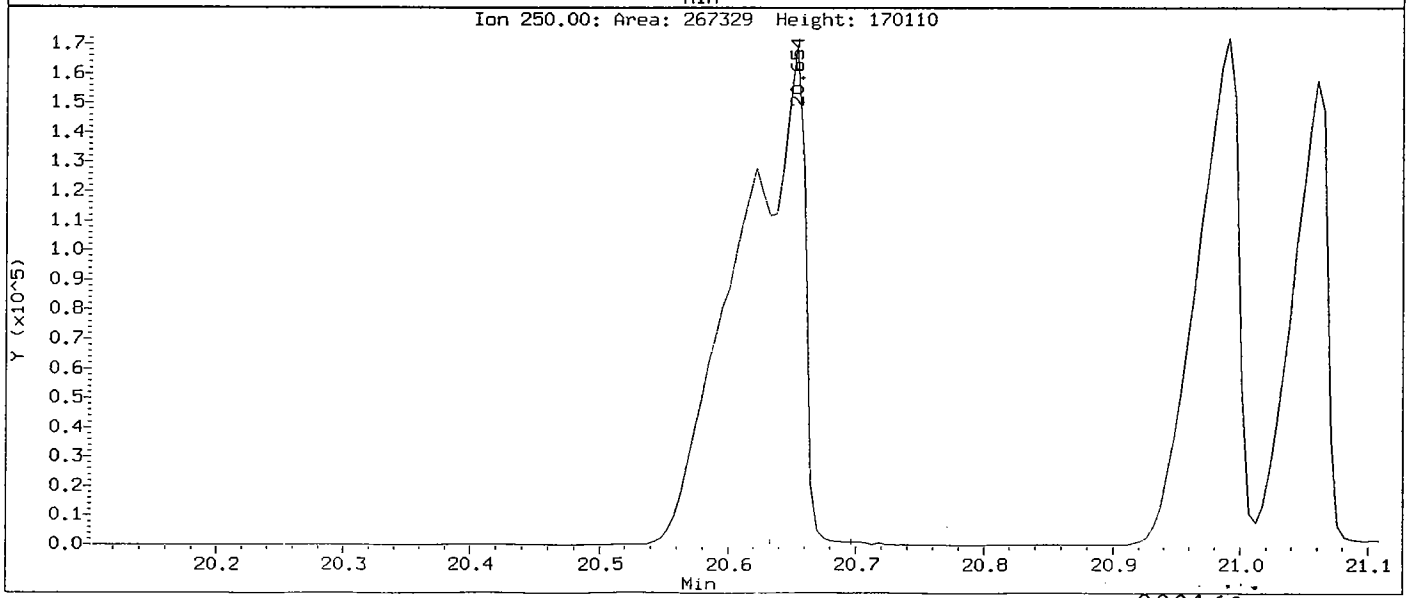

Data File: /chem3/nt4.i/20050802.b/0800802.d
Injection Date: 02-AUG-2005 18:09
Instrument: nt4.i
Client Sample ID:

Compound: Indeno(1,2,3-cd)pyrene
CAS Number: 193-39-5

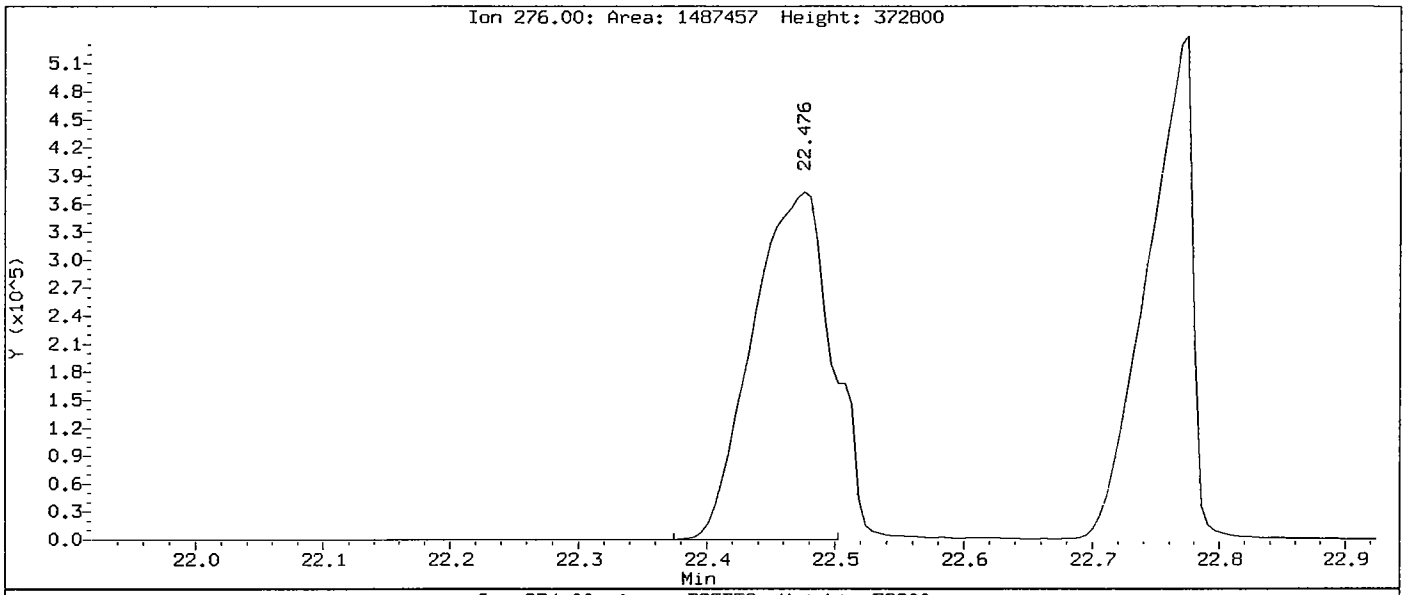

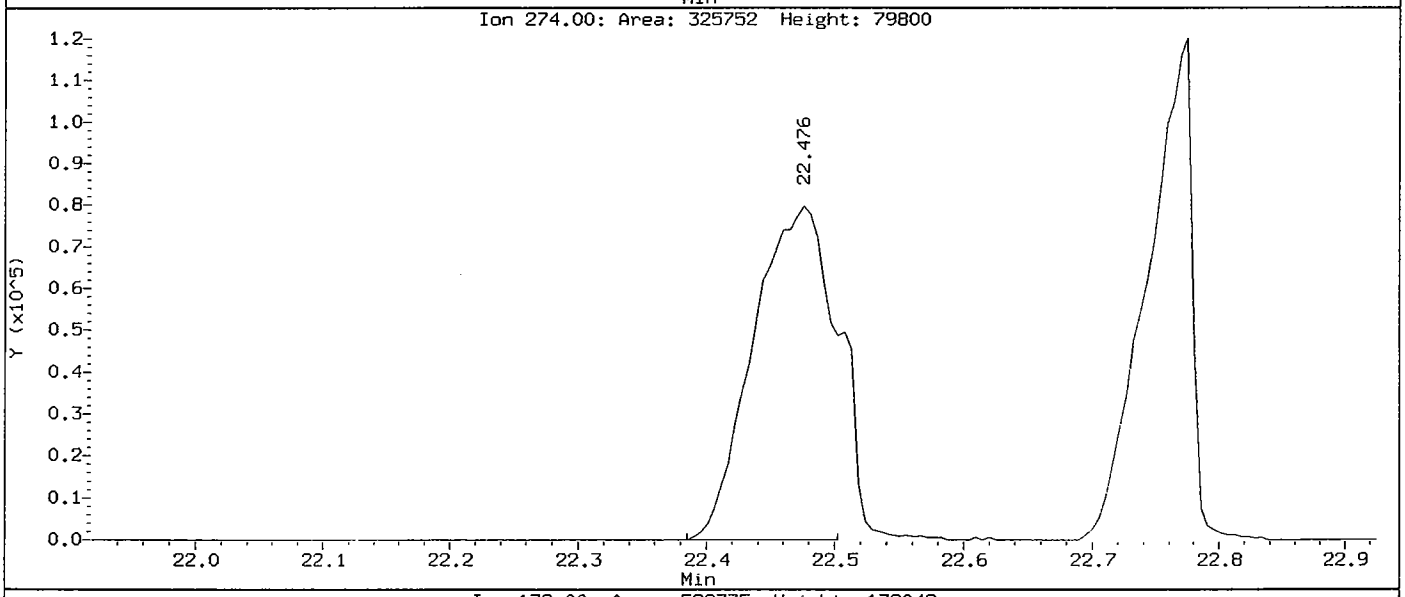

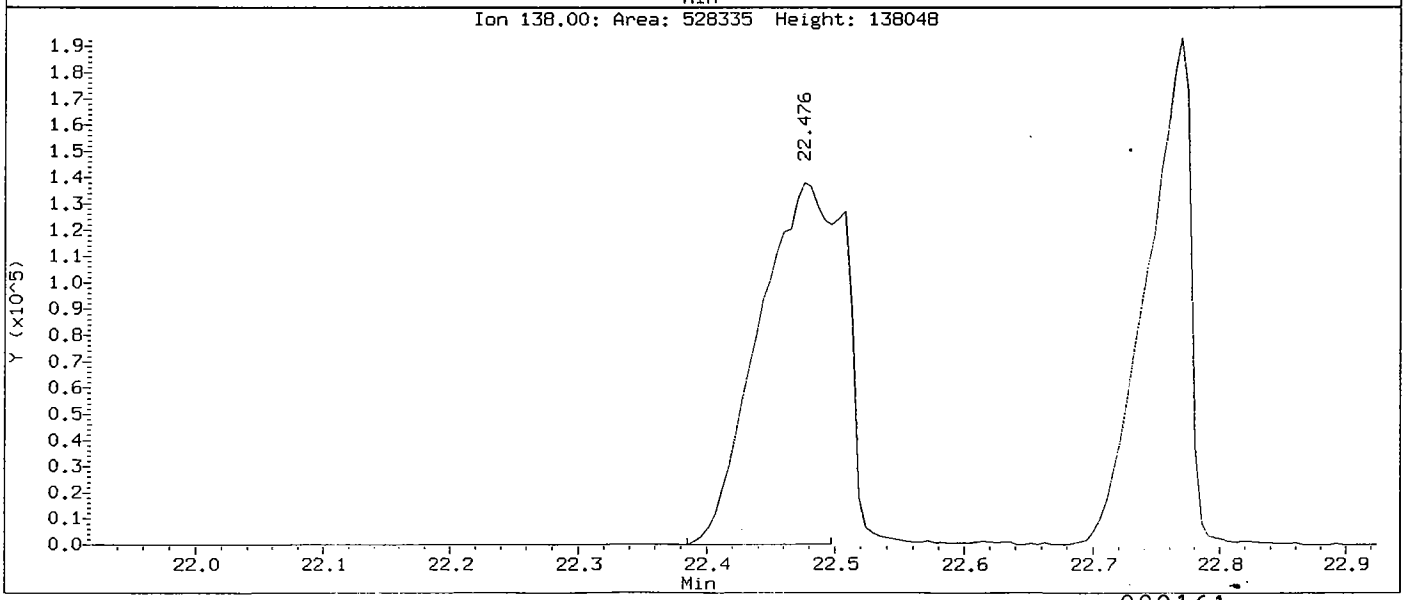

Analytical Resources, Inc.

Semivolatile Report SW846 Method 8270C

Data file : /chem3/nt4.i/20050802.b/icv0802.d
Lab Smp Id: ABN ICV
Inj Date : 02-AUG-2005 20:55
Operator : VS Inst ID: nt4.i
Smp Info : ABN ICV
Misc Info :
Comment : 1ul Injection
Method : /chem3/nt4.i/20050802.b/SW846.m
Meth Date : 03-Aug-2005 13:34 jeff Quant Type: ISTD
Cal Date : 02-AUG-2005 20:22 Cal File: 0100802.d
Als bottle: 7 QC Sample: LCS
Dil Factor: 1.00000
Integrator: HP RTE Compound Sublist: ICV.sub
Target Version: 3.50

	Compounds	QUANT SIG MASS	RT	EXP RT	REL RT	RESPONSE	CONCENTRATIONS ON-COLUMN (ug/mL)	FINAL (ug/mL)
	3 Phenol	94	7.129	7.117	(0.960)	288030	28.6536	28.65
	4 Bis(2-Chloroethyl)ether	93	7.145	7.144	(0.962)	211990	26.8417	26.84
	6 2-Chlorophenol	128	7.140	7.139	(0.961)	188413	28.7717	28.77
	7 1,3-Dichlorobenzene	146	7.348	7.347	(0.989)	192440	27.4446	27.44
*	8 1,4-Dichlorobenzene-d4	152	7.428	7.427	(1.000)	95129	20.0000	
	9 1,4-Dichlorobenzene	146	7.455	7.454	(1.004)	192652	26.5757	26.58
	11 Benzyl alcohol	108	7.824	7.817	(1.053)	104236	24.3440	24.34(M)
	12 1,2-Dichlorobenzene	146	7.770	7.769	(1.046)	182820	27.3781	27.38
	13 2-Methylphenol	108	8.123	8.116	(1.093)	170232	27.3726	27.37
	14 2,2'-oxybis(1-Chloropropane)	45	8.091	8.089	(1.089)	203606	27.2057	27.21
	15 4-Methylphenol	108	8.385	8.378	(1.129)	181713	28.2151	28.22
	16 N-Nitroso-di-n-propylamine	70	8.337	8.325	(1.122)	169830	27.0704	27.07
	17 Hexachloroethane	117	8.278	8.276	(1.114)	79878	27.8096	27.81
	19 Nitrobenzene	77	8.497	8.490	(0.887)	254646	26.3414	26.34
	20 Isophorone	82	8.908	8.896	(0.930)	440238	27.4361	27.44
	21 2-Nitrophenol	139	9.031	9.030	(0.943)	100491	28.2112	28.21
	22 2,4-Dimethylphenol	107	9.234	9.222	(0.964)	194034	27.2860	27.29
	23 Bis(2-Chloroethoxy)methane	93	9.362	9.356	(0.977)	236857	25.8093	25.81
	24 Benzoic acid	105	9.565	9.527	(0.998)	143610	26.4008	26.40(M)
	25 2,4-Dichlorophenol	162	9.442	9.436	(0.986)	136012	27.3910	27.39
	26 1,2,4-Trichlorobenzene	180	9.539	9.537	(0.996)	152009	26.6585	26.66
*	27 Naphthalene-d8	136	9.581	9.580	(1.000)	353148	20.0000	
	28 Naphthalene	128	9.613	9.607	(1.003)	507550	26.2454	26.25
	29 4-Chloroaniline	127	9.822	9.815	(1.025)	197975	25.0265	25.03
	30 Hexachlorobutadiene	225	9.955	9.949	(1.039)	78580	26.5062	26.51
	31 4-Chloro-3-methylphenol	107	10.687	10.686	(1.115)	171148	28.2401	28.24
	32 2-Methylnaphthalene	141	10.741	10.739	(1.121)	277996	26.1870	26.19

	Compounds	QUANT SIG MASS	RT	EXP RT	REL RT	RESPONSE	CONCENTRATIONS ON-COLUMN (ug/mL)	CONCENTRATIONS FINAL (ug/mL)
	33 Hexachlorocyclopentadiene	237	11.125	11.124	(0.896)	56301	27.2017	27.20
	34 2,4,6-Trichlorophenol	196	11.291	11.289	(0.909)	98715	28.1868	28.19
	35 2,4,5-Trichlorophenol	196	11.344	11.343	(0.913)	97565	27.4395	27.44
	37 2-Chloronaphthalene	162	11.510	11.503	(0.926)	292466	26.3730	26.37
	38 2-Nitroaniline	65	11.804	11.792	(0.950)	123380	26.0399	26.04
	39 Dimethylphthalate	163	12.188	12.182	(0.981)	317174	25.8217	25.82
	40 Acenaphthylene	152	12.172	12.166	(0.980)	466585	25.7217	25.72
	41 2,6-Dinitrotoluene	165	12.279	12.272	(0.988)	75407	26.8927	26.89
*	42 Acenaphthene-d10	164	12.423	12.422	(1.000)	192690	20.0000	
	43 3-Nitroaniline	138	12.477	12.470	(1.004)	84107	26.2655	26.27
	44 Acenaphthene	153	12.477	12.470	(1.004)	296062	25.4539	25.45
	45 2,4-Dinitrophenol	184	12.632	12.625	(1.017)	38091	28.9681	28.97
	46 Dibenzofuran	168	12.733	12.726	(1.025)	393474	26.5842	26.58
	47 4-Nitrophenol	109	12.851	12.844	(1.034)	56969	29.3741	29.37 (M)
	48 2,4-Dinitrotoluene	165	12.883	12.876	(1.037)	97903	27.6162	27.62
	49 Fluorene	166	13.278	13.271	(1.069)	316608	25.7548	25.75
	50 Diethylphthalate	149	13.326	13.319	(1.073)	321644	26.1796	26.18
	51 4-Chlorophenyl-phenylether	204	13.337	13.330	(1.074)	154533	26.1151	26.12
	52 4-Nitroaniline	138	13.465	13.448	(1.084)	76322	25.8446	25.84
	53 4,6-Dinitro-2-methylphenol	198	13.518	13.506	(0.917)	54386	26.4446	26.44
	54 N-Nitrosodiphenylamine	169	13.561	13.554	(0.920)	233613	35.9715	35.97 (R)
	56 4-Bromophenyl-phenylether	248	14.095	14.094	(0.956)	78166	25.8568	25.86
	57 Hexachlorobenzene	284	14.277	14.276	(0.968)	83895	26.7423	26.74
	58 Pentachlorophenol	266	14.603	14.596	(0.990)	50306	27.9031	27.90
*	59 Phenanthrene-d10	188	14.747	14.740	(1.000)	291588	20.0000	
	60 Phenanthrene	178	14.779	14.778	(1.002)	452501	25.5196	25.52
	61 Anthracene	178	14.849	14.842	(1.007)	449203	25.5141	25.51
	62 Carbazole	167	15.174	15.168	(1.029)	374859	26.7374	26.74
	63 Di-n-butylphthalate	149	15.933	15.926	(1.080)	507470	26.9167	26.92
	64 Fluoranthene	202	16.676	16.669	(1.131)	431514	25.7612	25.76
	65 Pyrene	202	17.018	17.011	(0.896)	457515	25.9390	25.94
	67 Butylbenzylphthalate	149	18.300	18.298	(0.964)	212029	26.0839	26.08
	68 Benzo(a)anthracene	228	18.957	18.950	(0.999)	403142	25.9505	25.95
*	69 Chrysene-d12	240	18.983	18.977	(1.000)	225734	20.0000	
	70 3,3'-Dichlorobenzidine	252	19.026	19.025	(1.002)	123993	24.1495	24.15
	71 Chrysene	228	19.021	19.014	(1.002)	378637	24.7970	24.80
	72 bis(2-Ethylhexyl)phthalate	149	19.299	19.297	(0.954)	291952	26.1262	26.13
*	134 Di-n-octylphthalate-d4	153	20.223	20.221	(1.000)	405821	20.0000	
	73 Di-n-octylphthalate	149	20.233	20.232	(1.001)	523196	24.7592	24.76
	74 Benzo(b)fluoranthene	252	20.581	20.574	(0.975)	390376	24.4165	24.42
	75 Benzo(k)fluoranthene	252	20.618	20.606	(0.977)	418521	27.3423	27.34
	76 Benzo(a)pyrene	252	21.019	21.007	(0.996)	365733	25.4849	25.48
*	77 Perylene-d12	264	21.099	21.098	(1.000)	231580	20.0000	
	78 Indeno(1,2,3-cd)pyrene	276	22.434	22.422	(1.063)	398530	26.7513	26.75
	79 Dibenzo(a,h)anthracene	278	22.472	22.454	(1.065)	391605	28.0194	28.02
	80 Benzo(g,h,i)perylene	276	22.728	22.711	(1.077)	408656	26.8120	26.81
	103 Pyridine	79	2.311	2.320	(0.311)	165658	23.4495	23.45

Compounds	QUANT SIG MASS	RT	EXP RT	REL RT	RESPONSE	CONCENTRATIONS ON-COLUMN (ug/mL)	CONCENTRATIONS FINAL (ug/mL)
90 N-Nitrosodimethylamine	74	2.343	2.336	(0.315)	123408	27.3770	27.38
91 Aniline	93	6.980	6.973	(0.940)	264649	23.5570	23.56
105 1-methylnaphthalene	141	10.911	10.905	(1.139)	265576	24.6683	24.67
111 Azobenzene (1,2-DP-Hydrazine)	77	13.577	13.570	(1.093)	510935	28.3840	28.38
93 Benzidine	184	16.996	16.989	(0.895)	26592	6.93653	6.937 (R)

QC Flag Legend

R - Spike/Surrogate failed recovery limits.
M - Compound response manually integrated.

Analytical Resources, Inc.

INTERNAL STANDARD COMPOUNDS
AREA AND RT SUMMARY

Instrument ID: nt4.i
Lab File ID: icv0802.d
Lab Smp Id: ABN ICV
Analysis Type: SV
Quant Type: ISTD
Operator: VS
Method File: /chem3/nt4.i/20050802.b/SW846.m
Misc Info:

Calibration Date: 02-AUG-2005
Calibration Time: 17:35

Level:
Sample Type:

COMPOUND	STANDARD	AREA LIMIT LOWER	AREA LIMIT UPPER	SAMPLE	%DIFF
8 1,4-Dichlorobenze	124009	62004	248018	95129	-23.29
27 Naphthalene-d8	439086	219543	878172	353148	-19.57
42 Acenaphthene-d10	234157	117078	468314	192690	-17.71
59 Phenanthrene-d10	344042	172021	688084	291588	-15.25
69 Chrysene-d12	264444	132222	528888	225734	-14.64
134 Di-n-octylphthala	474443	237222	948886	405821	-14.46
77 Perylene-d12	280601	140300	561202	231580	-17.47

COMPOUND	STANDARD	RT LIMIT LOWER	RT LIMIT UPPER	SAMPLE	%DIFF
8 1,4-Dichlorobenze	7.43	6.93	7.93	7.43	-0.01
27 Naphthalene-d8	9.58	9.08	10.08	9.58	-0.01
42 Acenaphthene-d10	12.42	11.92	12.92	12.42	-0.01
59 Phenanthrene-d10	14.74	14.24	15.24	14.75	0.03
69 Chrysene-d12	18.98	18.48	19.48	18.98	0.02
134 Di-n-octylphthala	20.22	19.72	20.72	20.22	0.02
77 Perylene-d12	21.10	20.60	21.60	21.10	0.00

AREA UPPER LIMIT = +100% of internal standard area.
AREA LOWER LIMIT = - 50% of internal standard area.
RT UPPER LIMIT = + 0.50 minutes of internal standard RT.
RT LOWER LIMIT = - 0.50 minutes of internal standard RT.

Analytical Resources, Inc.

RECOVERY REPORT

Client Name:
Sample Matrix: NONE
Lab Smp Id: ABN ICV
Level:
Data Type: MS DATA
SpikeList File: ICV.spk
Sublist File: ICV.sub
Method File: /chem3/nt4.i/20050802.b/SW846.m
Misc Info:

Client SDG: 20050802
Fraction: SV

Operator: VS
SampleType: LCS
Quant Type: ISTD

SPIKE COMPOUND	AMOUNT ADDED ug/mL	AMOUNT RECOVERED ug/mL	% RECOVERED	LIMITS
3 Phenol	25.00	28.65	114.61	
4 Bis(2-Chloroethyl)	25.00	26.84	107.37	
6 2-Chlorophenol	25.00	28.77	115.09	
7 1,3-Dichlorobenzen	25.00	27.44	109.78	
9 1,4-Dichlorobenzen	25.00	26.58	106.30	
11 Benzyl alcohol	25.00	24.34	97.38	
12 1,2-Dichlorobenzen	25.00	27.38	109.51	
13 2-Methylphenol	25.00	27.37	109.49	
14 2,2'-oxybis(1-Chlo	25.00	27.21	108.82	
15 4-Methylphenol	25.00	28.22	112.86	
16 N-Nitroso-di-n-pro	25.00	27.07	108.28	
19 Nitrobenzene	25.00	26.34	105.37	
20 Isophorone	25.00	27.44	109.74	
21 2-Nitrophenol	25.00	28.21	112.84	
22 2,4-Dimethylphenol	25.00	27.29	109.14	OK
23 Bis(2-Chloroethoxy	25.00	25.81	103.24	
24 Benzoic acid	25.00	26.40	105.60	
25 2,4-Dichlorophenol	25.00	27.39	109.56	
26 1,2,4-Trichloroben	25.00	26.66	106.63	
28 Naphthalene	25.00	26.25	104.98	
29 4-Chloroaniline	25.00	25.03	100.11	
30 Hexachlorobutadien	25.00	26.51	106.02	
31 4-Chloro-3-methylp	25.00	28.24	112.96	
32 2-Methylnaphthalen	25.00	26.19	104.75	
33 Hexachlorocyclopen	25.00	27.20	108.81	
34 2,4,6-Trichlorophe	25.00	28.19	112.75	
35 2,4,5-Trichlorophe	25.00	27.44	109.76	
37 2-Chloronaphthalen	25.00	26.37	105.49	
39 Dimethylphthalate	25.00	25.82	103.29	
40 Acenaphthylene	25.00	25.72	102.89	
43 3-Nitroaniline	25.00	26.27	105.06	
44 Acenaphthene	25.00	25.45	101.82	
46 Dibenzofuran	25.00	26.58	106.34	

SPIKE	COMPOUND	AMOUNT ADDED ug/mL	AMOUNT RECOVERED ug/mL	% RECOVERED	LIMITS
48	2,4-Dinitrotoluene	25.00	27.62	110.46	
49	Fluorene	25.00	25.75	103.02	
50	Diethylphthalate	25.00	26.18	104.72	
51	4-Chlorophenyl-phe	25.00	26.12	104.46	
52	4-Nitroaniline	25.00	25.84	103.38	
53	4,6-Dinitro-2-meth	25.00	26.44	105.78	
54	N-Nitrosodiphenyla	25.00	35.97	143.89*	
56	4-Bromophenyl-phen	25.00	25.86	103.43	
57	Hexachlorobenzene	25.00	26.74	106.97	
58	Pentachlorophenol	25.00	27.90	111.61	
60	Phenanthrene	25.00	25.52	102.08	
61	Anthracene	25.00	25.51	102.06	
62	Carbazole	25.00	26.74	106.95	
63	Di-n-butylphthalat	25.00	26.92	107.67	
64	Fluoranthene	25.00	25.76	103.04	
65	Pyrene	25.00	25.94	103.76	
67	Butylbenzylphthala	25.00	26.08	104.34	
68	Benzo(a)anthracene	25.00	25.95	103.80	OK
70	3,3'-Dichlorobenzi	25.00	24.15	96.60	
71	Chrysene	25.00	24.80	99.19	
72	bis(2-Ethylhexyl)p	25.00	26.13	104.50	
73	Di-n-octylphthalat	25.00	24.76	99.04	
74	Benzo(b)fluoranthe	25.00	24.42	97.67	
75	Benzo(k)fluoranthe	25.00	27.34	109.37	
76	Benzo(a)pyrene	25.00	25.48	101.94	
78	Indeno(1,2,3-cd)py	25.00	26.75	107.01	
79	Dibenzo(a,h)anthra	25.00	28.02	112.08	
80	Benzo(g,h,i)peryle	25.00	26.81	107.25	
103	Pyridine	25.00	23.45	93.80	
90	N-Nitrosodimethyla	25.00	27.38	109.51	
91	Aniline	25.00	23.56	94.23	
105	1-methylnaphthalen	25.00	24.67	98.67	
111	Azobenzene (1,2-DP	25.00	28.38	113.54	
93	Benzidine	25.00	6.937	27.76*	

Data File: /chem3/nt4.i/20050802.b/icv0802.d
Date : 02-AUG-2005 20:55
Client ID:
Sample Info: ABN ICV

Instrument: nt4.i

Operator: VS
Column diameter: 0.32

Column phase: RTX-5

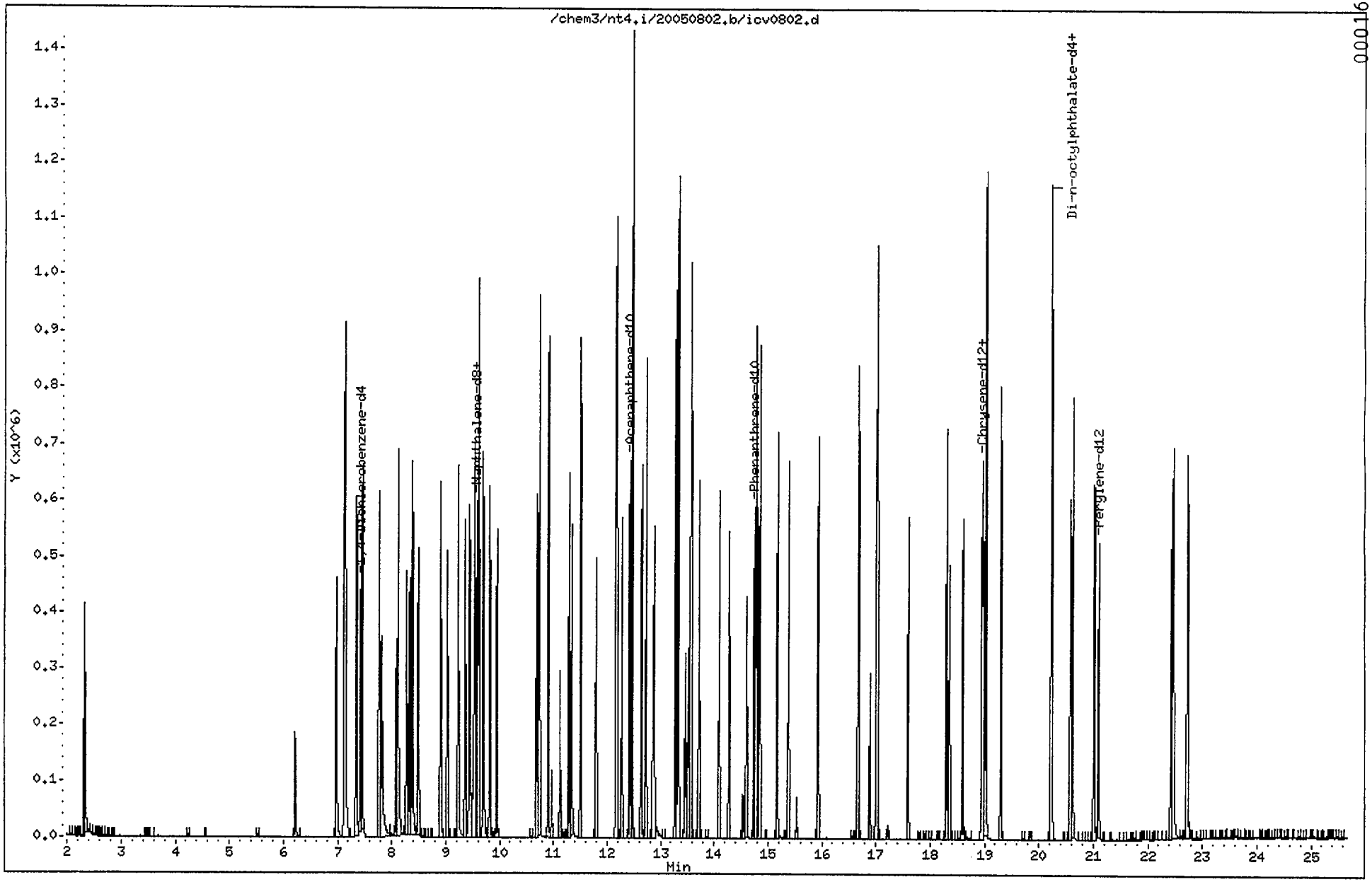

Data File: /chem3/nt4.i/20050802.b/icv0802.d
Injection Date: 02-AUG-2005 20:55
Instrument: nt4.i
Client Sample ID:

Compound: Benzyl alcohol
CAS Number: 100-51-6

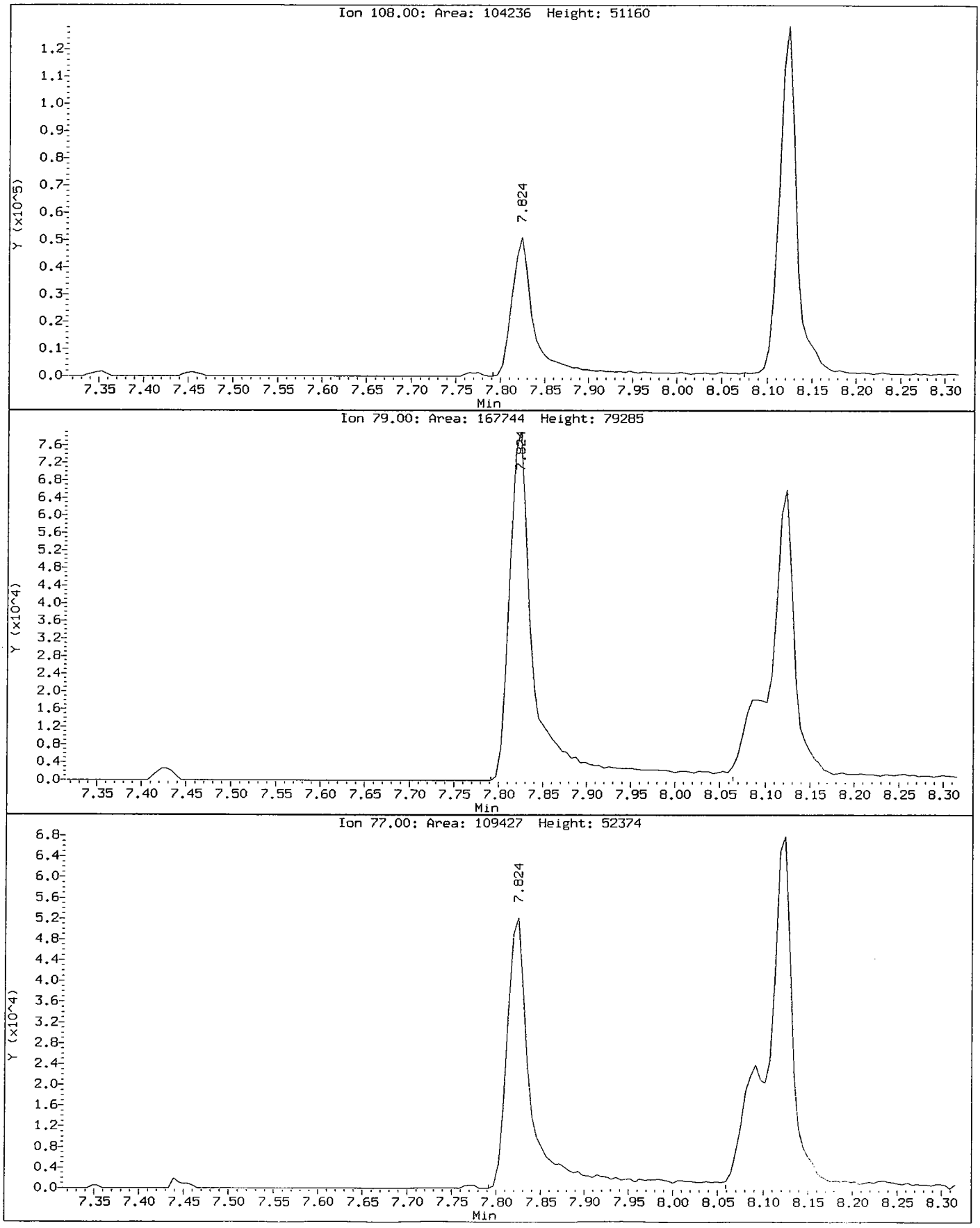

Data File: /chem3/nt4.i/20050802.b/icv0802.d
Injection Date: 02-AUG-2005 20:55
Instrument: nt4.i
Client Sample ID:

Compound: Benzoic acid
CAS Number: 65-85-0

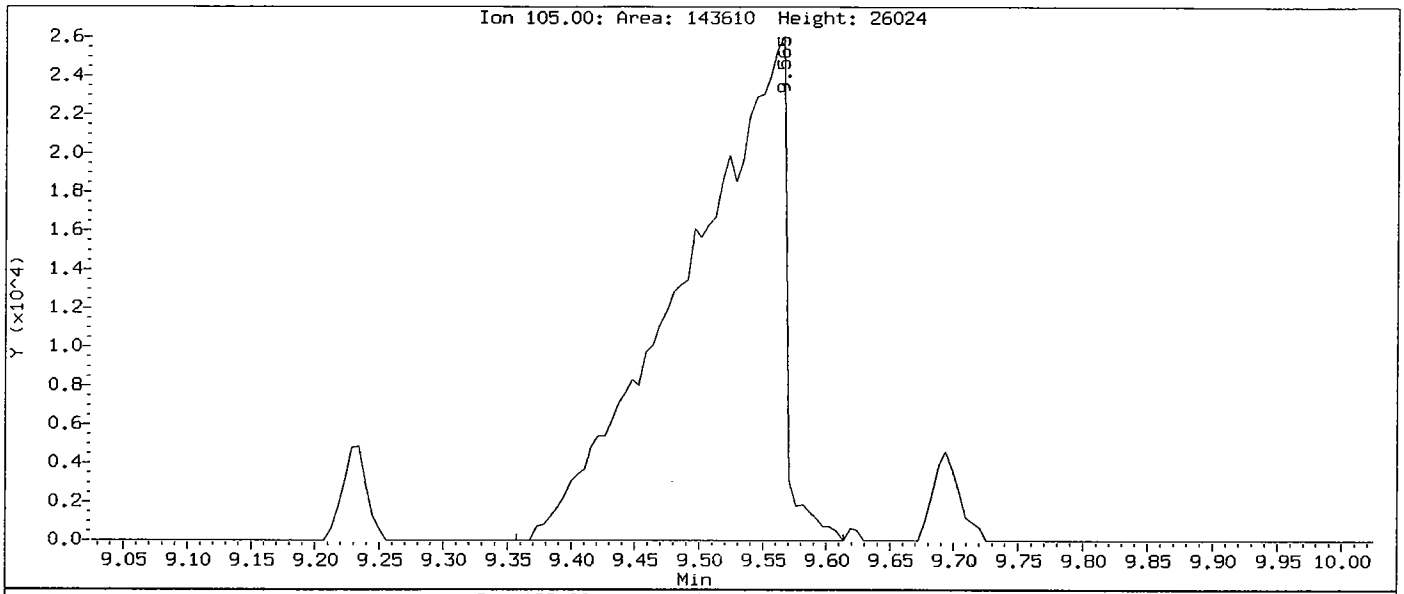

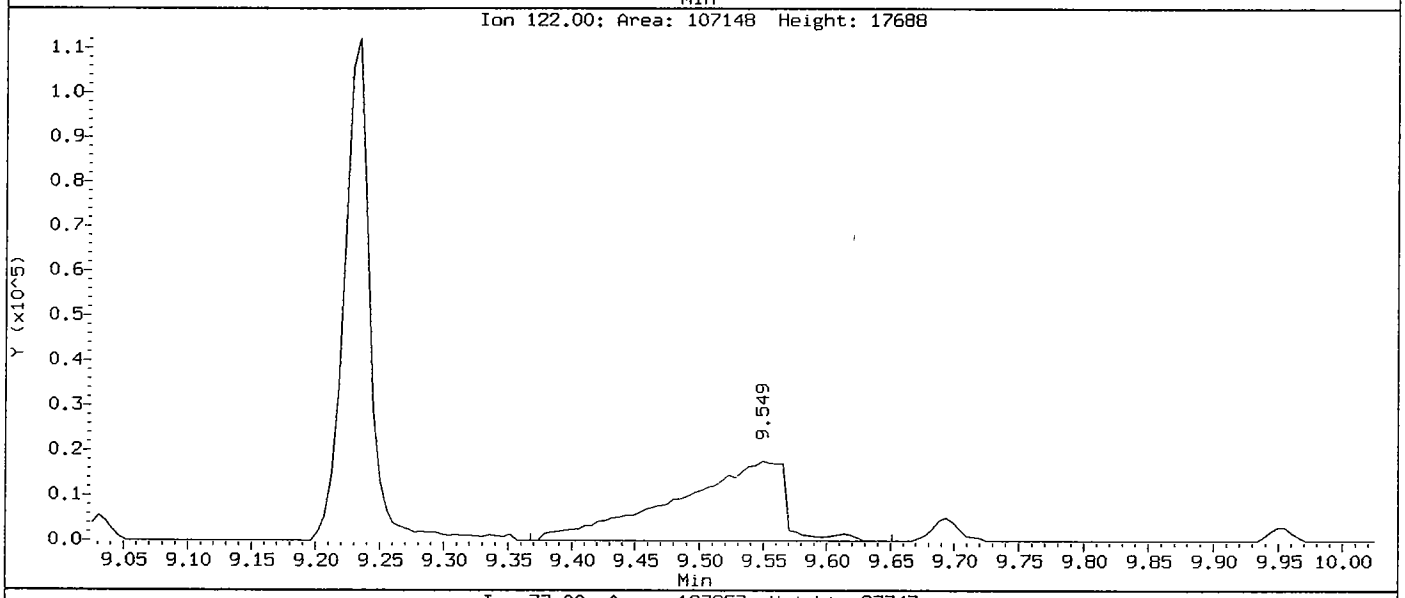

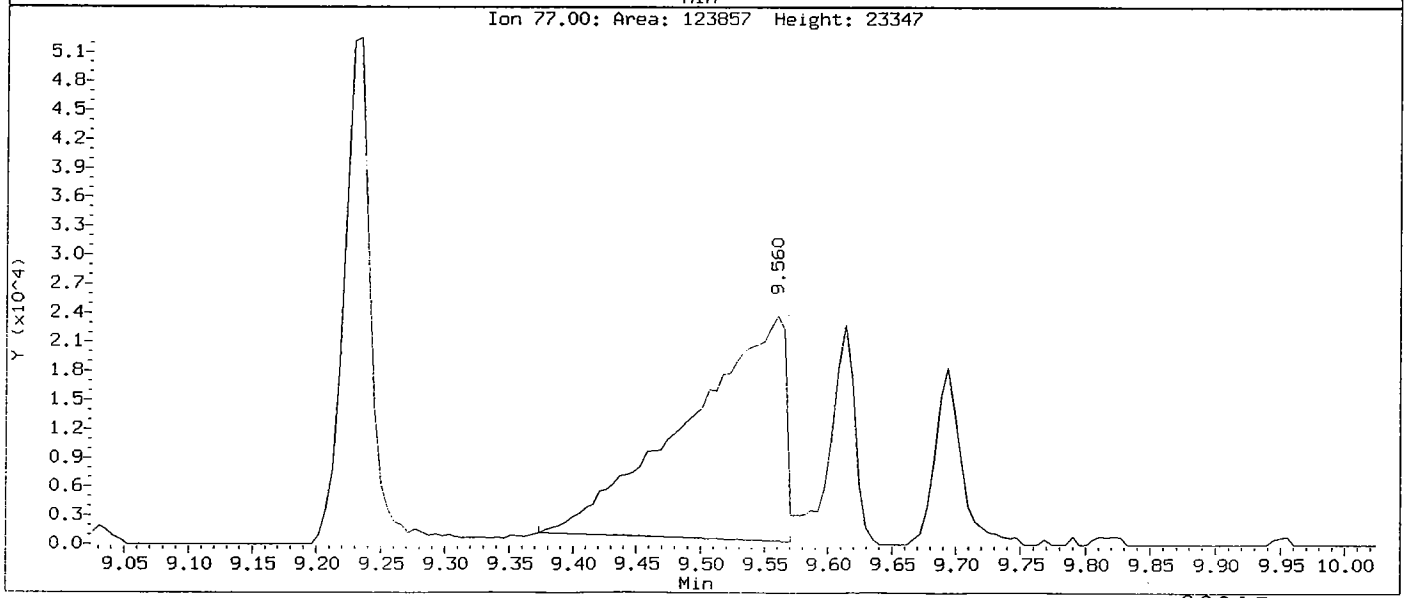

Data File: /chem3/nt4.i/20050802.b/icv0802.d
Injection Date: 02-AUG-2005 20:55
Instrument: nt4.i
Client Sample ID:

Compound: 4-Nitrophenol
CAS Number: 100-02-7

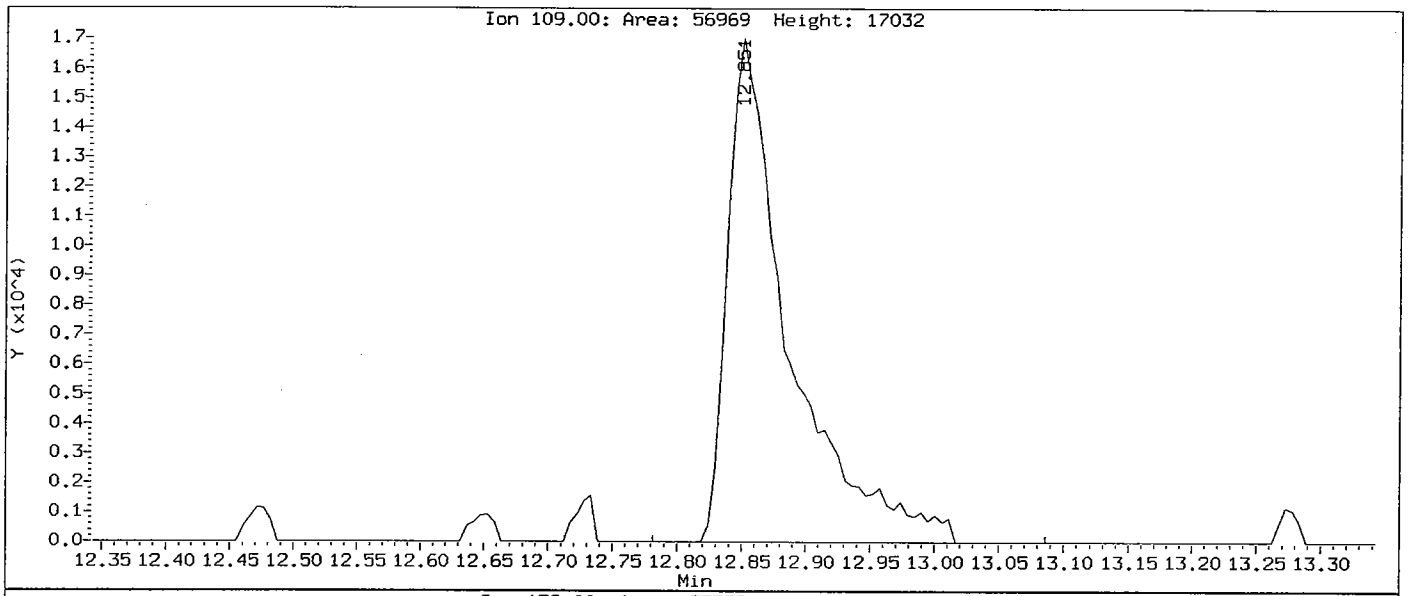

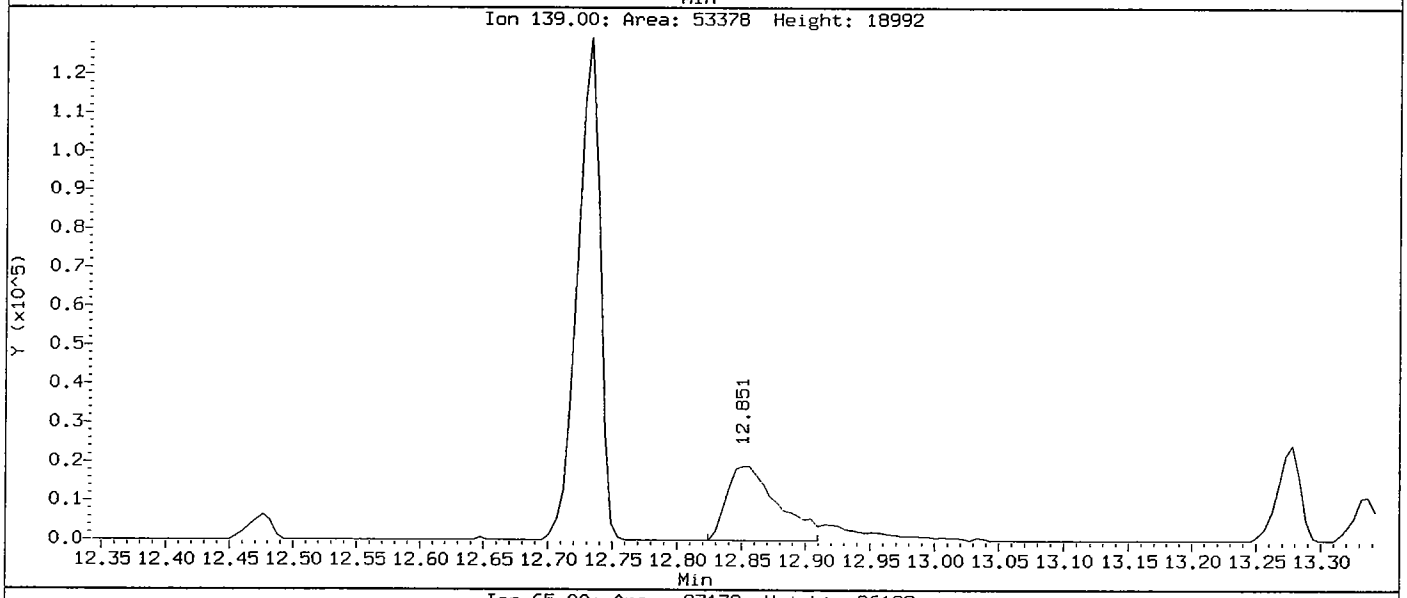

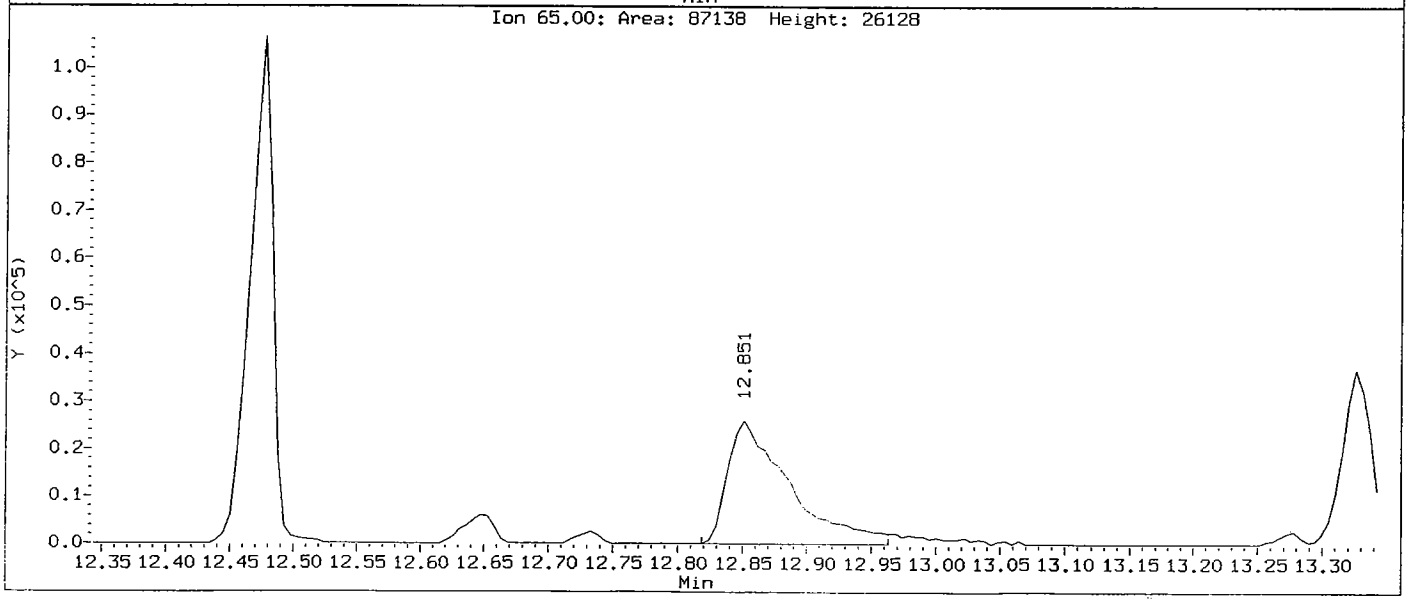

7B

SEMIVOLATILE 8270-C CONTINUING CALIBRATION CHECK

Lab Name: ANALYTICAL RESOURCES, INC Client: ANCHOR

ARI Job No: IH97 Project: KC ANACORTES FORMER

Instrument ID: NT4 Cont. Calib. Date: 08/02/05

Init. Calib. Date: 08/02/05 Cont. Calib. Time: 2128

COMPOUND	CALC AMOUNT	NOM AMOUNT	CURVE	%D	MAX %D
Phenol	24.91	25.00	AVRG	0.4	20.0
Bis(2-Chloroethyl)ether	24.58	25.00	AVRG	1.7	
2-Chlorophenol	25.11	25.00	AVRG	-0.4	
1,3-Dichlorobenzene	24.86	25.00	AVRG	0.6	
1,4-Dichlorobenzene	24.79	25.00	AVRG	0.8	20.0
1,2-Dichlorobenzene	24.74	25.00	AVRG	1.0	
Benzyl alcohol	22.64	25.00	LINR	9.4	
2,2'-oxybis(1-Chloropropane)	23.72	25.00	AVRG	5.1	
2-Methylphenol	24.54	25.00	AVRG	1.8	
Hexachloroethane	25.56	25.00	AVRG	-2.2	
N-Nitroso-di-n-propylamine	24.08	25.00	AVRG	3.7	
4-Methylphenol	24.69	25.00	AVRG	1.2	
Nitrobenzene	24.58	25.00	AVRG	1.7	
Isophorone	24.38	25.00	AVRG	2.5	
2-Nitrophenol	25.45	25.00	AVRG	-1.8	20.0
2,4-Dimethylphenol	25.37	25.00	AVRG	-1.5	
Bis(2-Chloroethoxy)methane	24.30	25.00	AVRG	2.8	
2,4-Dichlorophenol	24.34	25.00	AVRG	2.6	20.0
1,2,4-Trichlorobenzene	24.98	25.00	AVRG	0.1	
Naphthalene	24.40	25.00	AVRG	2.4	
Benzoic acid	25.09	25.00	AVRG	-0.4	
4-Chloroaniline	24.72	25.00	AVRG	1.1	
Hexachlorobutadiene	24.59	25.00	AVRG	1.6	20.0
4-Chloro-3-methylphenol	24.33	25.00	AVRG	2.7	20.0
2-Methylnaphthalene	24.44	25.00	AVRG	2.2	
Hexachlorocyclopentadiene	25.84	25.00	AVRG	-3.4	
2,4,6-Trichlorophenol	24.89	25.00	AVRG	0.4	20.0
2,4,5-Trichlorophenol	24.01	25.00	AVRG	4.0	
2-Chloronaphthalene	24.61	25.00	AVRG	1.6	
2-Nitroaniline	24.83	25.00	AVRG	0.7	
Acenaphthylene	24.71	25.00	AVRG	1.2	
Dimethylphthalate	24.16	25.00	AVRG	3.4	
2,6-Dinitrotoluene	24.42	25.00	AVRG	2.3	
Acenaphthene	24.39	25.00	AVRG	2.4	20.0
3-Nitroaniline	24.46	25.00	AVRG	2.2	
2,4-Dinitrophenol	25.47	25.00	AVRG	-1.9	
Dibenzofuran	24.25	25.00	AVRG	3.0	

<- Outside QC limits

FORM VII SV-1

7C

SEMIVOLATILE 8270-C CONTINUING CALIBRATION CHECK

Lab Name: ANALYTICAL RESOURCES, INC Client: ANCHOR

ARI Job No: IH97 Project: KC ANACORTES FORMER

Instrument ID: NT4 Cont. Calib. Date: 08/02/05

Init. Calib. Date: 08/02/05 Cont. Calib. Time: 2128

COMPOUND	CALC AMOUNT	NOM AMOUNT	CURVE	%D	MAX %D
4-Nitrophenol	26.07	25.00	AVRG	-4.3	
2,4-Dinitrotoluene	24.81	25.00	AVRG	0.8	
Fluorene	24.56	25.00	AVRG	1.8	
4-Chlorophenyl-phenylether	24.50	25.00	AVRG	2.0	
Diethylphthalate	24.37	25.00	AVRG	2.5	
4-Nitroaniline	24.59	25.00	AVRG	1.6	
4,6-Dinitro-2-methylphenol	25.15	25.00	AVRG	-0.6	
N-Nitrosodiphenylamine(1)	24.69	25.00	AVRG	1.2	
4-Bromophenyl-phenylether	24.63	25.00	AVRG	1.5	
Hexachlorobenzene	24.56	25.00	AVRG	1.8	
Pentachlorophenol	25.36	25.00	AVRG	-1.4	20.0
Phenanthrene	24.15	25.00	AVRG	3.4	
Anthracene	24.39	25.00	AVRG	2.4	
Carbazole	24.18	25.00	AVRG	3.3	
Di-n-butylphthalate	24.85	25.00	AVRG	0.6	
Fluoranthene	24.50	25.00	AVRG	2.0	20.0
Pyrene	24.90	25.00	AVRG	0.4	
Butylbenzylphthalate	24.97	25.00	AVRG	0.1	
Benzo(a)anthracene	24.10	25.00	AVRG	3.6	
3,3'-Dichlorobenzidine	24.65	25.00	AVRG	1.4	
Chrysene	24.10	25.00	AVRG	3.6	
bis(2-Ethylhexyl)phthalate	24.88	25.00	AVRG	0.5	
Di-n-octylphthalate	24.28	25.00	AVRG	2.9	20.0
Benzo(b)fluoranthene	23.81	25.00	AVRG	4.8	
Benzo(k)fluoranthene	24.05	25.00	AVRG	3.8	
Benzo(a)pyrene	24.56	25.00	AVRG	1.8	20.0
Indeno(1,2,3-cd)pyrene	25.57	25.00	AVRG	-2.3	
Dibenzo(a,h)anthracene	26.13	25.00	AVRG	-4.5	
Benzo(g,h,i)perylene	25.50	25.00	AVRG	-2.0	
2-Fluorophenol	24.04	25.00	AVRG	3.8	
Phenol-d5	24.80	25.00	AVRG	0.8	
2-Chlorophenol-d4	23.77	25.00	AVRG	4.9	
1,2-Dichlorobenzene-d4	23.96	25.00	AVRG	4.2	
Nitrobenzene-d5	24.52	25.00	AVRG	1.9	
2-Fluorobiphenyl	24.28	25.00	AVRG	2.9	

(1) Cannot be separated from Diphenylamine

<- Outside QC limits

7C

SEMIVOLATILE 8270-C CONTINUING CALIBRATION CHECK

Lab Name: ANALYTICAL RESOURCES, INC Client: ANCHOR

ARI Job No: IH97 Project: KC ANACORTES FORMER

Instrument ID: NT4 Cont. Calib. Date: 08/02/05

Init. Calib. Date: 08/02/05 Cont. Calib. Time: 2128

COMPOUND	CALC AMOUNT	NOM AMOUNT	CURVE	%D	MAX %D
2,4,6-Tribromophenol	24.44	25.00	AVRG	2.2	
Terphenyl-d14	24.48	25.00	AVRG	2.1	

<- Outside QC limits

FORM VII SV-3

Analytical Resources, Inc.

CONTINUING CALIBRATION COMPOUNDS

Instrument ID: nt4.i
Lab File ID: cc0802.d
Analysis Type:
Lab Sample ID: ABN 25
Method: /chem3/nt4.i/20050802a.b/SW846.m

Injection Date: 02-AUG-2005 21:28
Init. Cal. Date(s): 02-AUG-2005 02-AUG-2005
Init. Cal. Times: 17:35 20:22
Quant Type: ISTD

COMPOUND	RRF / AMOUNT	RF25	CCAL RRF25	MIN RRF	%D / %DRIFT	MAX %D / %DRIFT	CURVE TYPE
$ 1 2-Fluorophenol	1.39965	1.34571	1.34571	0.010	3.85417	100	Averaged
$ 2 Phenol-d5	1.81369	1.79936	1.79936	0.010	0.79048	100	Averaged
3 Phenol	2.11337	2.10545	2.10545	0.010	0.37460	20.00000	Averaged
$ 5 2-Chlorophenol-d4	1.44782	1.37649	1.37649	0.010	4.92697	100	Averaged
4 Bis(2-Chloroethyl)ether	1.66044	1.63254	1.63254	0.010	1.67990	100	Averaged
6 2-Chlorophenol	1.37677	1.38299	1.38299	0.010	-0.45181	100	Averaged
7 1,3-Dichlorobenzene	1.47420	1.46612	1.46612	0.010	0.54789	100	Averaged
9 1,4-Dichlorobenzene	1.52407	1.51112	1.51112	0.010	0.84951	20.00000	Averaged
$ 10 1,2-Dichlorobenzene-d4	0.91597	0.87797	0.87797	0.010	4.14874	100	Averaged
12 1,2-Dichlorobenzene	1.40390	1.38945	1.38945	0.010	1.02934	100	Averaged
11 Benzyl alcohol	22.64369	25.00000	0.81536	0.010	9.42523	100	Linear
14 2,2'-oxybis(1-Chloropropane	1.57343	1.49264	1.49264	0.010	5.13434	100	Averaged
13 2-Methylphenol	1.30750	1.28362	1.28362	0.010	1.82607	100	Averaged
17 Hexachloroethane	0.60388	0.61745	0.61745	0.010	-2.24749	100	Averaged
16 N-Nitroso-di-n-propylamine	1.31898	1.27057	1.27057	0.050	3.66989	100	Averaged
15 4-Methylphenol	1.35401	1.33710	1.33710	0.010	1.24864	100	Averaged
$ 18 Nitrobenzene-d5	0.53534	0.52504	0.52504	0.010	1.92334	100	Averaged
19 Nitrobenzene	0.54748	0.53833	0.53833	0.010	1.67115	100	Averaged
20 Isophorone	0.90874	0.88604	0.88604	0.010	2.49772	100	Averaged
21 2-Nitrophenol	0.20173	0.20535	0.20535	0.010	-1.79376	20.00000	Averaged
22 2,4-Dimethylphenol	0.40273	0.40873	0.40873	0.010	-1.49031	100	Averaged
23 Bis(2-Chloroethoxy)methane	0.51974	0.50526	0.50526	0.010	2.78481	100	Averaged
24 Benzoic acid	0.30806	0.30922	0.30922	0.010	-0.37616	100	Averaged
25 2,4-Dichlorophenol	0.28122	0.27377	0.27377	0.010	2.64743	20.00000	Averaged
26 1,2,4-Trichlorobenzene	0.32293	0.32272	0.32272	0.010	0.06583	100	Averaged
28 Naphthalene	1.09521	1.06904	1.06904	0.010	2.38960	100	Averaged
29 4-Chloroaniline	0.44801	0.44292	0.44292	0.010	1.13468	100	Averaged
30 Hexachlorobutadiene	0.16790	0.16517	0.16517	0.010	1.62086	20.00000	Averaged
31 4-Chloro-3-methylphenol	0.34323	0.33407	0.33407	0.010	2.66863	20.00000	Averaged
32 2-Methylnaphthalene	0.60121	0.58764	0.58764	0.010	2.25770	100	Averaged
33 Hexachlorocyclopentadiene	0.21483	0.22201	0.22201	0.050	-3.34441	100	Averaged
34 2,4,6-Trichlorophenol	0.36350	0.36192	0.36192	0.010	0.43482	20.00000	Averaged
35 2,4,5-Trichlorophenol	0.36905	0.35447	0.35447	0.010	3.95080	100	Averaged
$ 36 2-Fluorobiphenyl	1.30510	1.26729	1.26729	0.010	2.89712	100	Averaged
37 2-Chloronaphthalene	1.15103	1.13307	1.13307	0.010	1.56007	100	Averaged

Analytical Resources, Inc.

CONTINUING CALIBRATION COMPOUNDS

Instrument ID: nt4.i Injection Date: 02-AUG-2005 21:28
Lab File ID: cc0802.d Init. Cal. Date(s): 02-AUG-2005 02-AUG-2005
Analysis Type: Init. Cal. Times: 17:35 20:22
Lab Sample ID: ABN 25 Quant Type: ISTD
Method: /chem3/nt4.i/20050802a.b/SW846.m

COMPOUND	RRF / AMOUNT	RF25	CCAL RRF25	MIN RRF	%D / %DRIFT	MAX %D / %DRIFT	CURVE TYPE
38 2-Nitroaniline	0.49179	0.48845	0.48845	0.010	0.67782	100	Averaged
39 Dimethylphthalate	1.27492	1.23199	1.23199	0.010	3.36729	100	Averaged
40 Acenaphthylene	1.88279	1.86075	1.86075	0.010	1.17050	100	Averaged
41 2,6-Dinitrotoluene	0.29104	0.28423	0.28423	0.010	2.33808	100	Averaged
43 3-Nitroaniline	0.33237	0.32522	0.32522	0.010	2.15091	100	Averaged
44 Acenaphthene	1.20725	1.17772	1.17772	0.010	2.44650	20.00000	Averaged
45 2,4-Dinitrophenol	0.13648	0.13904	0.13904	0.050	-1.87417	100	Averaged
46 Dibenzofuran	1.53626	1.49041	1.49041	0.010	2.98437	100	Averaged
47 4-Nitrophenol	0.20130	0.20995	0.20995	0.050	-4.29451	100	Averaged
48 2,4-Dinitrotoluene	0.36796	0.36522	0.36522	0.010	0.74446	100	Averaged
50 Diethylphthalate	1.27521	1.24327	1.24327	0.010	2.50531	100	Averaged
49 Fluorene	1.27595	1.25348	1.25348	0.010	1.76109	100	Averaged
51 4-Chlorophenyl-phenylether	0.61419	0.60196	0.60196	0.010	1.98985	100	Averaged
52 4-Nitroaniline	0.30651	0.30146	0.30146	0.010	1.65030	100	Averaged
53 4,6-Dinitro-2-methylphenol	0.14106	0.14189	0.14189	0.010	-0.58857	100	Averaged
54 N-Nitrosodiphenylamine	0.44545	0.43985	0.43985	0.010	1.25735	20.00000	Averaged
$ 55 2,4,6-Tribromophenol	0.12813	0.12524	0.12524	0.010	2.25717	100	Averaged
56 4-Bromophenyl-phenylether	0.20735	0.20425	0.20425	0.010	1.49370	100	Averaged
57 Hexachlorobenzene	0.21518	0.21136	0.21136	0.010	1.77636	100	Averaged
58 Pentachlorophenol	0.12366	0.12545	0.12545	0.010	-1.45131	20.00000	Averaged
60 Phenanthrene	1.21620	1.17509	1.17509	0.010	3.38009	100	Averaged
61 Anthracene	1.20760	1.17833	1.17833	0.010	2.42350	100	Averaged
62 Carbazole	0.96163	0.92990	0.92990	0.010	3.29984	100	Averaged
63 Di-n-butylphthalate	1.29315	1.28530	1.28530	0.010	0.60723	100	Averaged
64 Fluoranthene	1.14892	1.12602	1.12602	0.010	1.99334	20.00000	Averaged
65 Pyrene	1.56273	1.55650	1.55650	0.010	0.39903	100	Averaged
$ 66 Terphenyl-d14	0.93227	0.91291	0.91291	0.010	2.07661	100	Averaged
67 Butylbenzylphthalate	0.72020	0.71923	0.71923	0.010	0.13482	100	Averaged
68 Benzo(a)anthracene	1.37640	1.32678	1.32678	0.010	3.60527	100	Averaged
70 3,3'-Dichlorobenzidine	0.45491	0.44853	0.44853	0.010	1.40065	100	Averaged
71 Chrysene	1.35287	1.30410	1.30410	0.010	3.60559	100	Averaged
72 bis(2-Ethylhexyl)phthalate	0.55072	0.54808	0.54808	0.010	0.47891	100	Averaged
73 Di-n-octylphthalate	1.04141	1.01134	1.01134	0.010	2.88809	20.00000	Averaged
74 Benzo(b)fluoranthene	1.38079	1.31522	1.31522	0.010	4.74899	100	Averaged
75 Benzo(k)fluoranthene	1.32194	1.27157	1.27157	0.010	3.81018	100	Averaged

Analytical Resources, Inc.

CONTINUING CALIBRATION COMPOUNDS

Instrument ID: nt4.i
Lab File ID: cc0802.d
Analysis Type:
Lab Sample ID: ABN 25
Method: /chem3/nt4.i/20050802a.b/SW846.m

Injection Date: 02-AUG-2005 21:28
Init. Cal. Date(s): 02-AUG-2005 02-AUG-2005
Init. Cal. Times: 17:35 20:22
Quant Type: ISTD

COMPOUND	RRF / AMOUNT	RF25	CCAL RRF25	MIN RRF	%D / %DRIFT	MAX %D / %DRIFT	CURVE TYPE	
76 Benzo(a)pyrene	1.23940	1.21763	1.21763	0.010	1.75612	20.00000	Averaged	
78 Indeno(1,2,3-cd)pyrene	1.28660	1.31591	1.31591	0.010	-2.27804	100	Averaged	
79 Dibenzo(a,h)anthracene	1.20703	1.26153	1.26153	0.010	-4.51542	100	Averaged	
80 Benzo(g,h,i)perylene	1.31631	1.34264	1.34264	0.010	-2.00053	100	Averaged	
90 N-Nitrosodimethylamine	0.94771	0.96267	0.96267	0.010	-1.57870	100	Averaged	
103 Pyridine	1.48524	1.72918	1.72918	0.010	-16.42404	100	Averaged	
91 Aniline	2.36194	2.37957	2.37957	0.010	-0.74649	100	Averaged	
105 1-methylnaphthalene	0.60971	0.59528	0.59528	0.010	2.36735	100	Averaged	
93 Benzidine	0.33966	0.48164	0.48164	0.010	-41.80161	100	Averaged	
98 Retene	0.49033	0.49397	0.49397	0.010	-0.74247	100	Averaged	
111 Azobenzene (1,2-DP-Hydrazin	1.86837	1.81481	1.81481	0.010	2.86660	100	Averaged	
144 alpha-Terpineol	0.16400	0.12551	0.12551	0.010	23.47181	100	Averaged	
143 1,4-Dioxane	++++	++++	++++	0.010	++++	100	Averaged	<-
$ 137 d8-1,4-Dioxane	++++	0.00335	0.00335	0.010	++++	100	Averaged	<-
133 Butylatedhydroxytoluene	0.91588	0.94266	0.94266	0.010	-2.92383	100	Averaged	
115 Tributyl Phosphate	1.11379	1.10680	1.10680	0.010	0.62795	100	Averaged	
116 Dibutyl Phenyl Phosphate	0.57012	0.57623	0.57623	0.010	-1.07279	100	Averaged	
117 Butyl Diphenyl Phosphate	0.33266	0.33977	0.33977	0.010	-2.13569	100	Averaged	
118 Triphenyl Phosphate	0.21208	0.20925	0.20925	0.010	1.33366	100	Averaged	

Analytical Resources, Inc.

Semivolatile Report SW846 Method 8270C

Data file : /chem3/nt4.i/20050802a.b/cc0802.d
Lab Smp Id: ABN 25
Inj Date : 02-AUG-2005 21:28
Operator : VS Inst ID: nt4.i
Smp Info : ABN 25
Misc Info :
Comment : 1ul Injection
Method : /chem3/nt4.i/20050802a.b/SW846.m
Meth Date : 03-Aug-2005 14:24 jeff Quant Type: ISTD
Cal Date : 02-AUG-2005 20:22 Cal File: 0100802.d
Als bottle: 1 Continuing Calibration Sample
Dil Factor: 1.00000
Integrator: HP RTE Compound Sublist: ICAL.sub
Target Version: 3.50

	Compounds	QUANT SIG MASS	RT	EXP RT	REL RT	RESPONSE	AMOUNTS CAL-AMT (ug/mL)	AMOUNTS ON-COL (ug/mL)
$	1 2-Fluorophenol	112	5.135	5.135	(0.691)	204559	25.0000	24.04
$	2 Phenol-d5	99	7.112	7.112	(0.958)	273518	25.0000	24.80
	3 Phenol	94	7.139	7.139	(0.961)	320047	25.0000	24.91
$	5 2-Chlorophenol-d4	132	7.117	7.117	(0.958)	209238	25.0000	23.77
	4 Bis(2-Chloroethyl)ether	93	7.149	7.149	(0.963)	248161	25.0000	24.58
	6 2-Chlorophenol	128	7.144	7.144	(0.962)	210227	25.0000	25.11
	7 1,3-Dichlorobenzene	146	7.352	7.352	(0.990)	222863	25.0000	24.86
*	8 1,4-Dichlorobenzene-d4	152	7.427	7.427	(1.000)	121607	20.0000	
	9 1,4-Dichlorobenzene	146	7.459	7.459	(1.004)	229704	25.0000	24.79
$	10 1,2-Dichlorobenzene-d4	152	7.753	7.753	(1.044)	133459	25.0000	23.96
	12 1,2-Dichlorobenzene	146	7.774	7.774	(1.047)	211209	25.0000	24.74
	11 Benzyl alcohol	108	7.828	7.828	(1.054)	123942	25.0000	22.64(M)
	14 2,2'-oxybis(1-Chloropropane)	45	8.095	8.095	(1.090)	226895	25.0000	23.72
	13 2-Methylphenol	108	8.127	8.127	(1.094)	195122	25.0000	24.54
	17 Hexachloroethane	117	8.276	8.276	(1.114)	93858	25.0000	25.56
	16 N-Nitroso-di-n-propylamine	70	8.346	8.346	(1.124)	193138	25.0000	24.08
	15 4-Methylphenol	108	8.389	8.389	(1.129)	203251	25.0000	24.69
$	18 Nitrobenzene-d5	82	8.469	8.469	(0.884)	282290	25.0000	24.52
	19 Nitrobenzene	77	8.501	8.501	(0.887)	289436	25.0000	24.58
	20 Isophorone	82	8.912	8.912	(0.930)	476381	25.0000	24.38
	21 2-Nitrophenol	139	9.035	9.035	(0.943)	110408	25.0000	25.45
	22 2,4-Dimethylphenol	107	9.233	9.233	(0.963)	219754	25.0000	25.37
	23 Bis(2-Chloroethoxy)methane	93	9.366	9.366	(0.977)	271655	25.0000	24.30
	24 Benzoic acid	105	9.575	9.575	(0.999)	166254	25.0000	25.09(M)
	25 2,4-Dichlorophenol	162	9.446	9.446	(0.986)	147194	25.0000	24.34
	26 1,2,4-Trichlorobenzene	180	9.537	9.537	(0.995)	173509	25.0000	24.98
*	27 Naphthalene-d8	136	9.585	9.585	(1.000)	430121	20.0000	

	Compounds	QUANT SIG MASS	RT	EXP RT	REL RT	RESPONSE	AMOUNTS CAL-AMT (ug/mL)	AMOUNTS ON-COL (ug/mL)
	28 Naphthalene	128	9.617	9.617	(1.003)	574771	25.0000	24.40
	29 4-Chloroaniline	127	9.820	9.820	(1.025)	238138	25.0000	24.72
	30 Hexachlorobutadiene	225	9.954	9.954	(1.038)	88806	25.0000	24.59
	31 4-Chloro-3-methylphenol	107	10.691	10.691	(1.115)	179611	25.0000	24.33
	32 2-Methylnaphthalene	141	10.745	10.745	(1.121)	315943	25.0000	24.44
	33 Hexachlorocyclopentadiene	237	11.124	11.124	(0.895)	63714	25.0000	25.84
	34 2,4,6-Trichlorophenol	196	11.295	11.295	(0.909)	103866	25.0000	24.89
	35 2,4,5-Trichlorophenol	196	11.348	11.348	(0.913)	101728	25.0000	24.01
$	36 2-Fluorobiphenyl	172	11.412	11.412	(0.918)	363691	25.0000	24.28
	37 2-Chloronaphthalene	162	11.514	11.514	(0.926)	325174	25.0000	24.61
	38 2-Nitroaniline	65	11.802	11.802	(0.950)	140178	25.0000	24.83
	39 Dimethylphthalate	163	12.187	12.187	(0.981)	353561	25.0000	24.16
	40 Acenaphthylene	152	12.171	12.171	(0.979)	534005	25.0000	24.71
	41 2,6-Dinitrotoluene	165	12.283	12.283	(0.988)	81570	25.0000	24.42
*	42 Acenaphthene-d10	164	12.427	12.427	(1.000)	229587	20.0000	
	43 3-Nitroaniline	138	12.481	12.481	(1.004)	93332	25.0000	24.46
	44 Acenaphthene	153	12.475	12.475	(1.004)	337986	25.0000	24.39
	45 2,4-Dinitrophenol	184	12.636	12.636	(1.017)	39902	25.0000	25.47
	46 Dibenzofuran	168	12.732	12.732	(1.024)	427723	25.0000	24.25
	47 4-Nitrophenol	109	12.855	12.855	(1.034)	60251	25.0000	26.07(M)
	48 2,4-Dinitrotoluene	165	12.887	12.887	(1.037)	104813	25.0000	24.81
	50 Diethylphthalate	149	13.330	13.330	(1.073)	356797	25.0000	24.37
	49 Fluorene	166	13.277	13.277	(1.068)	359729	25.0000	24.56
	51 4-Chlorophenyl-phenylether	204	13.335	13.335	(1.073)	172754	25.0000	24.50
	52 4-Nitroaniline	138	13.469	13.469	(1.084)	86513	25.0000	24.59
	53 4,6-Dinitro-2-methylphenol	198	13.517	13.517	(0.917)	60846	25.0000	25.15
	54 N-Nitrosodiphenylamine	169	13.560	13.560	(0.920)	188615	25.0000	24.69
$	55 2,4,6-Tribromophenol	330	13.709	13.709	(1.103)	35942	25.0000	24.44
	56 4-Bromophenyl-phenylether	248	14.099	14.099	(0.956)	87587	25.0000	24.63
	57 Hexachlorobenzene	284	14.281	14.281	(0.968)	90633	25.0000	24.56
	58 Pentachlorophenol	266	14.607	14.607	(0.991)	53797	25.0000	25.36
*	59 Phenanthrene-d10	188	14.746	14.746	(1.000)	343054	20.0000	
	60 Phenanthrene	178	14.783	14.783	(1.003)	503901	25.0000	24.15
	61 Anthracene	178	14.853	14.853	(1.007)	505290	25.0000	24.39
	62 Carbazole	167	15.179	15.179	(1.029)	398758	25.0000	24.18
	63 Di-n-butylphthalate	149	15.932	15.932	(1.080)	551158	25.0000	24.85
	64 Fluoranthene	202	16.674	16.674	(1.131)	482855	25.0000	24.50
	65 Pyrene	202	17.016	17.016	(0.896)	506977	25.0000	24.90
$	66 Terphenyl-d14	244	17.385	17.385	(0.916)	297349	25.0000	24.48
	67 Butylbenzylphthalate	149	18.298	18.298	(0.964)	234266	25.0000	24.97
	68 Benzo(a)anthracene	228	18.955	18.955	(0.999)	432153	25.0000	24.10
*	69 Chrysene-d12	240	18.982	18.982	(1.000)	260573	20.0000	
	70 3,3'-Dichlorobenzidine	252	19.030	19.030	(1.003)	146095	25.0000	24.65
	71 Chrysene	228	19.025	19.025	(1.002)	424765	25.0000	24.10
	72 bis(2-Ethylhexyl)phthalate	149	19.297	19.297	(0.954)	321520	25.0000	24.88
*	134 Di-n-octylphthalate-d4	153	20.227	20.227	(1.000)	469301	20.0000	
	73 Di-n-octylphthalate	149	20.232	20.232	(1.000)	593277	25.0000	24.28

	Compounds	QUANT SIG MASS	RT	EXP RT	REL RT	RESPONSE	AMOUNTS CAL-AMT (ug/mL)	AMOUNTS ON-COL (ug/mL)
74	Benzo(b)fluoranthene	252	20.585	20.585	(0.975)	466541	25.0000	23.81
75	Benzo(k)fluoranthene	252	20.622	20.622	(0.977)	451057	25.0000	24.05
76	Benzo(a)pyrene	252	21.017	21.017	(0.996)	431924	25.0000	24.56
* 77	Perylene-d12	264	21.103	21.103	(1.000)	283780	20.0000	
78	Indeno(1,2,3-cd)pyrene	276	22.438	22.438	(1.063)	466787	25.0000	25.57
79	Dibenzo(a,h)anthracene	278	22.471	22.471	(1.065)	447497	25.0000	26.13
80	Benzo(g,h,i)perylene	276	22.732	22.732	(1.077)	476268	25.0000	25.50
90	N-Nitrosodimethylamine	74	2.341	2.341	(0.315)	146334	25.0000	25.39
103	Pyridine	79	2.309	2.309	(0.311)	262850	25.0000	29.11
91	Aniline	93	6.984	6.984	(0.940)	361715	25.0000	25.19
105	1-methylnaphthalene	141	10.910	10.910	(1.138)	320051	25.0000	24.41
93	Benzidine	184	16.995	16.995	(0.895)	156878	25.0000	35.45
98	Retene	219	17.599	17.599	(0.927)	160893	25.0000	25.19
111	Azobenzene (1,2-DP-Hydrazine)	77	13.576	13.576	(1.092)	520822	25.0000	24.28
144	alpha-Terpineol	59	9.692	9.692	(1.011)	67480	25.0000	19.13
143	1,4-Dioxane	58	Compound Not Detected.					
$ 137	d8-1,4-Dioxane	96	Compound Not Detected.					
133	Butylatedhydroxytoluene	205	12.652	12.652	(1.018)	270527	25.0000	25.73
115	Tributyl Phosphate	99	13.720	13.720	(0.930)	474615	25.0000	24.84
116	Dibutyl Phenyl Phosphate	175	15.387	15.387	(1.043)	247098	25.0000	25.27
117	Butyl Diphenyl Phosphate	94	17.032	17.032	(0.897)	110668	25.0000	25.53
118	Triphenyl Phosphate	326	18.603	18.603	(0.980)	68156	25.0000	24.67

QC Flag Legend

M - Compound response manually integrated.

Analytical Resources, Inc.

INTERNAL STANDARD COMPOUNDS
AREA AND RT SUMMARY

Instrument ID: nt4.i
Lab File ID: cc0802.d
Lab Smp Id: ABN 25
Analysis Type: SV
Quant Type: ISTD
Operator: VS
Method File: /chem3/nt4.i/20050802a.b/SW846.m
Misc Info:

Calibration Date: 02-AUG-2005
Calibration Time: 21:28

Level:
Sample Type:

COMPOUND	STANDARD	AREA LIMIT LOWER	AREA LIMIT UPPER	SAMPLE	%DIFF
8 1,4-Dichlorobenze	121607	60804	243214	121607	0.00
27 Naphthalene-d8	430121	215060	860242	430121	0.00
42 Acenaphthene-d10	229587	114794	459174	229587	0.00
59 Phenanthrene-d10	343054	171527	686108	343054	0.00
69 Chrysene-d12	260573	130286	521146	260573	0.00
134 Di-n-octylphthala	469301	234650	938602	469301	0.00
77 Perylene-d12	283780	141890	567560	283780	0.00

COMPOUND	STANDARD	RT LIMIT LOWER	RT LIMIT UPPER	SAMPLE	%DIFF
8 1,4-Dichlorobenze	7.43	6.93	7.93	7.43	0.00
27 Naphthalene-d8	9.59	9.09	10.09	9.59	0.00
42 Acenaphthene-d10	12.43	11.93	12.93	12.43	0.00
59 Phenanthrene-d10	14.75	14.25	15.25	14.75	0.00
69 Chrysene-d12	18.98	18.48	19.48	18.98	0.00
134 Di-n-octylphthala	20.23	19.73	20.73	20.23	0.00
77 Perylene-d12	21.10	20.60	21.60	21.10	0.00

AREA UPPER LIMIT = +100% of internal standard area.
AREA LOWER LIMIT = - 50% of internal standard area.
RT UPPER LIMIT = + 0.50 minutes of internal standard RT.
RT LOWER LIMIT = - 0.50 minutes of internal standard RT.

Data File: /chem3/nt4.i/20050802a.b/cc0802.d
Date : 02-AUG-2005 21:28
Client ID:
Sample Info: ABN 25

Instrument: nt4.i

Operator: VS
Column diameter: 0.32

Column phase: RTX-5

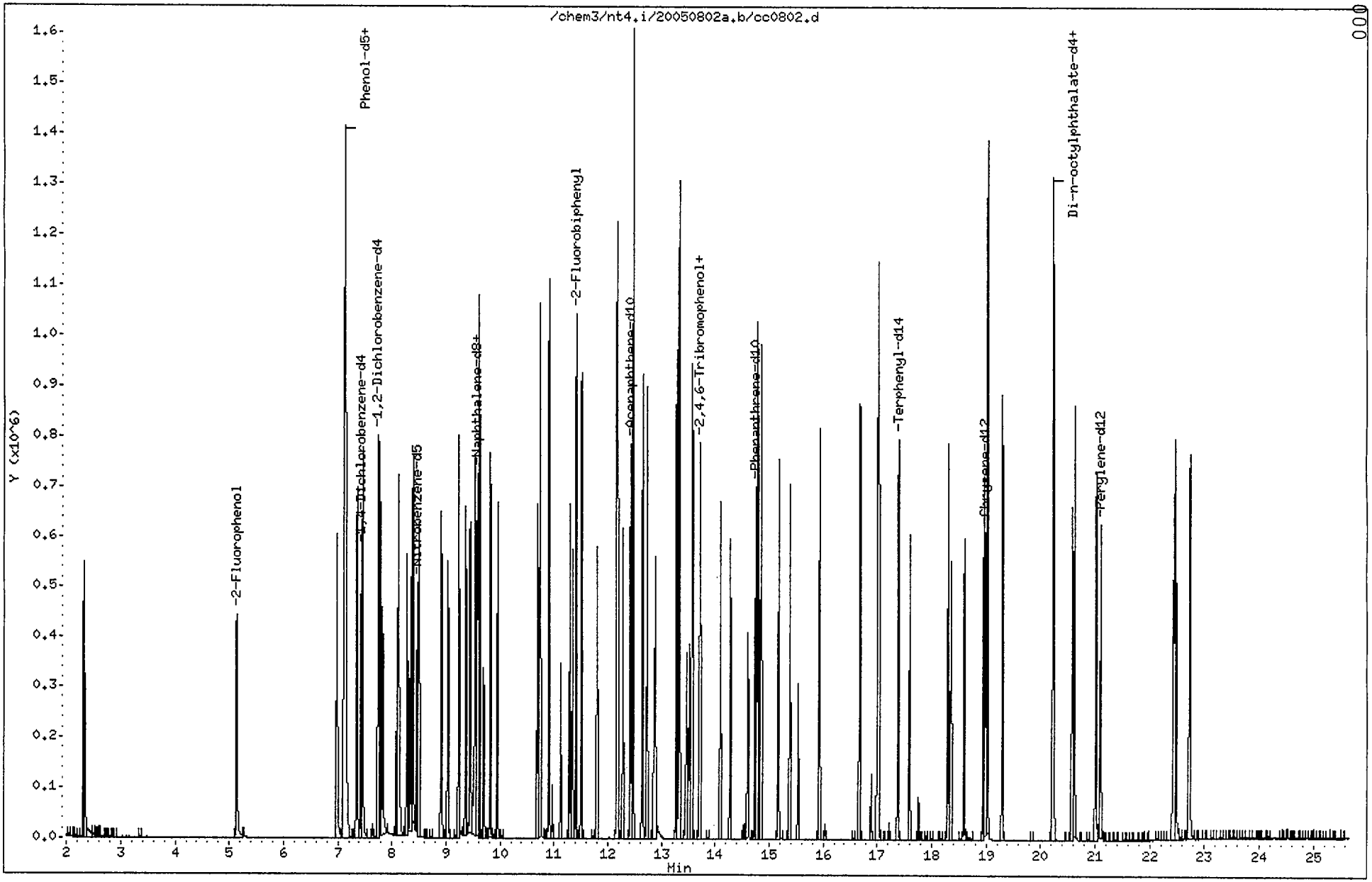

Data File: /chem3/nt4.i/20050802a.b/cc0802.d
Injection Date: 02-AUG-2005 21:28
Instrument: nt4.i
Client Sample ID:

Compound: Benzyl alcohol
CAS Number: 100-51-6

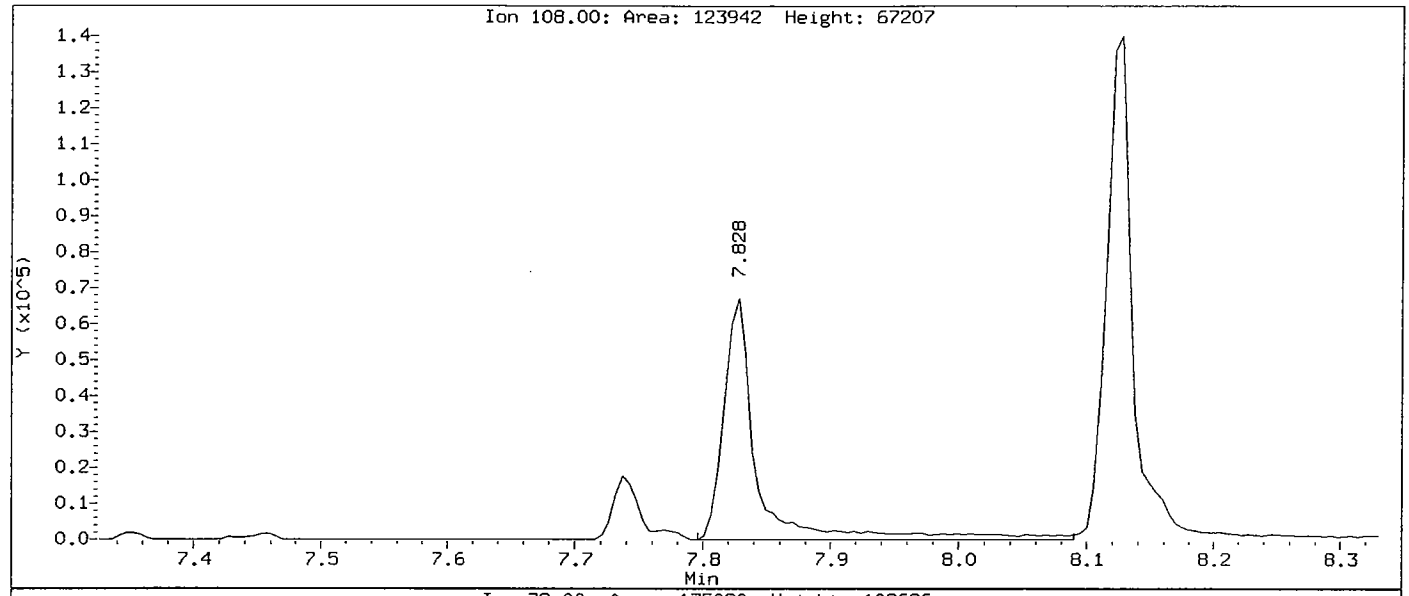

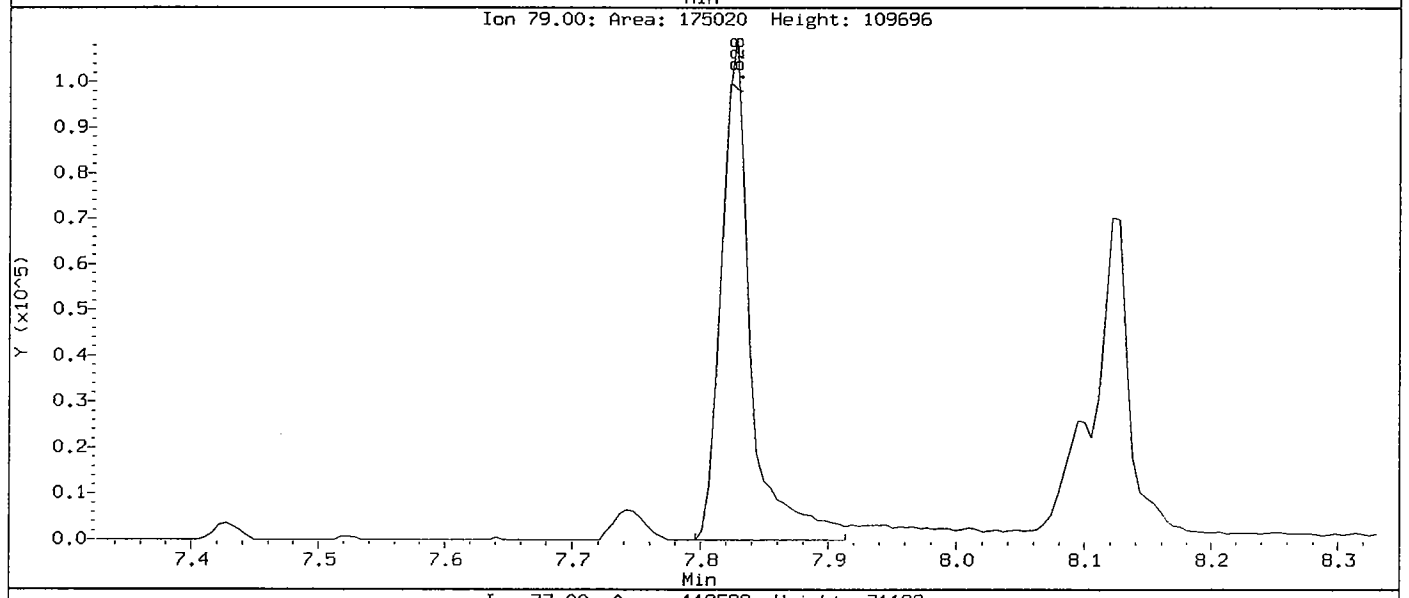

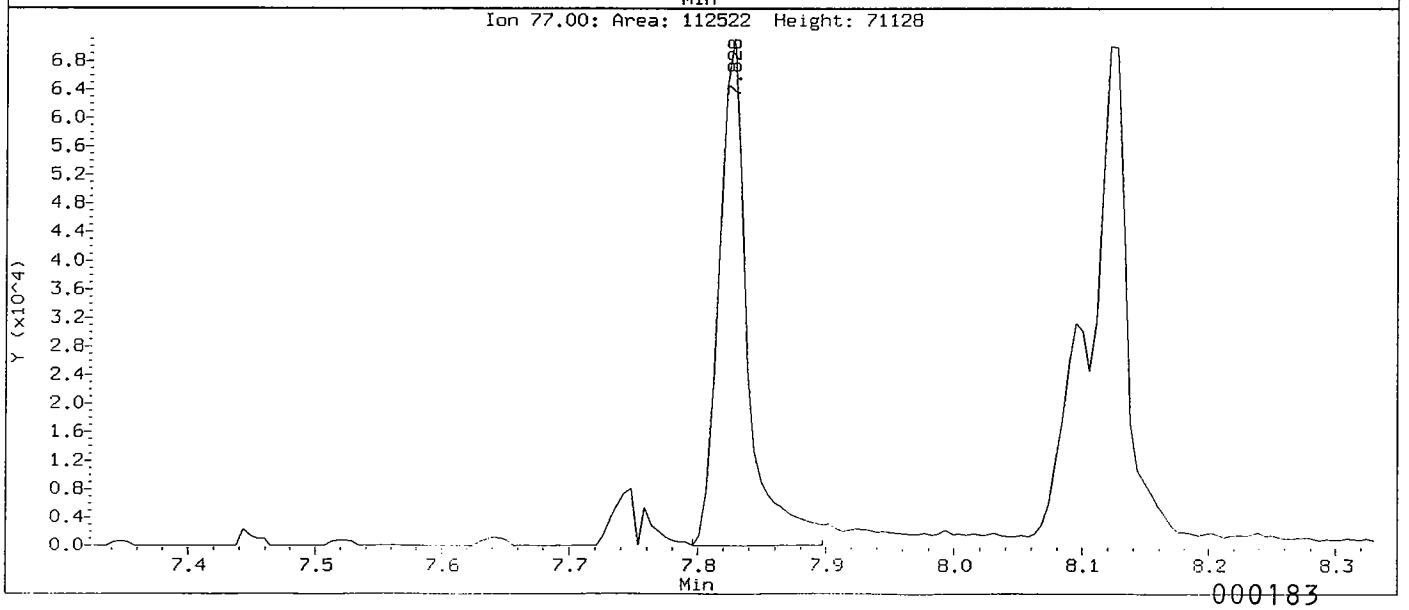

Data File: /chem3/nt4.i/20050802a.b/cc0802.d
Injection Date: 02-AUG-2005 21:28
Instrument: nt4.i
Client Sample ID:

Compound: Benzoic acid
CAS Number: 65-85-0

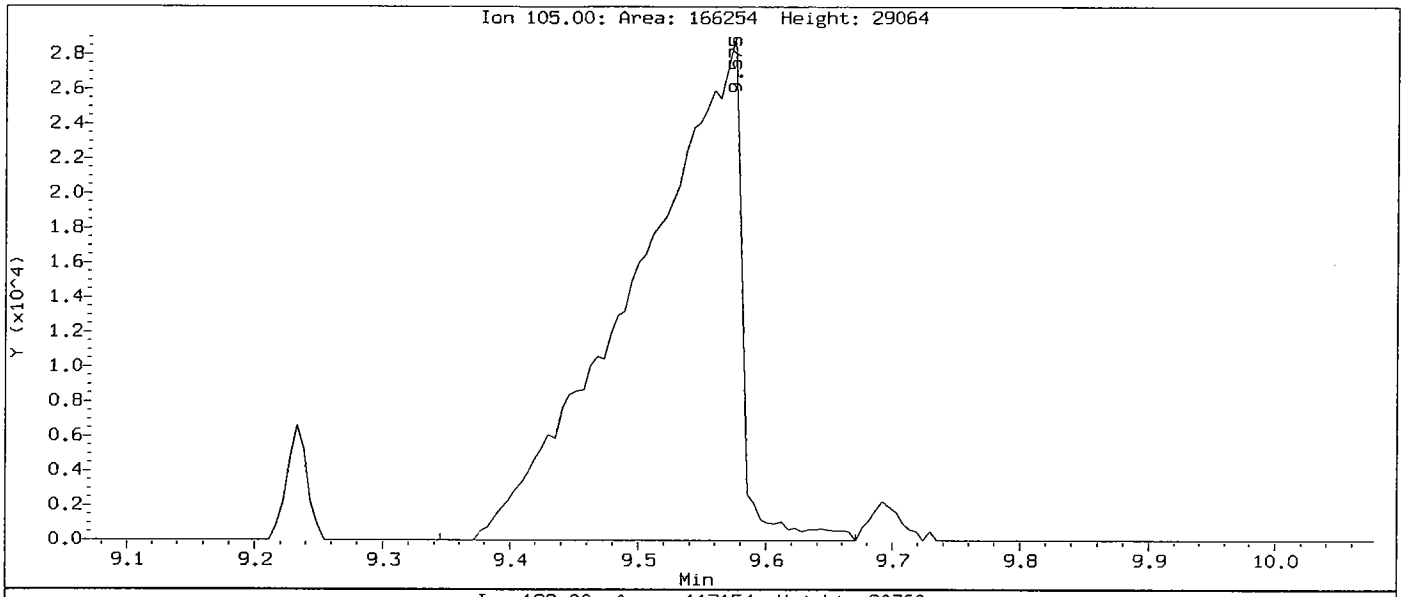

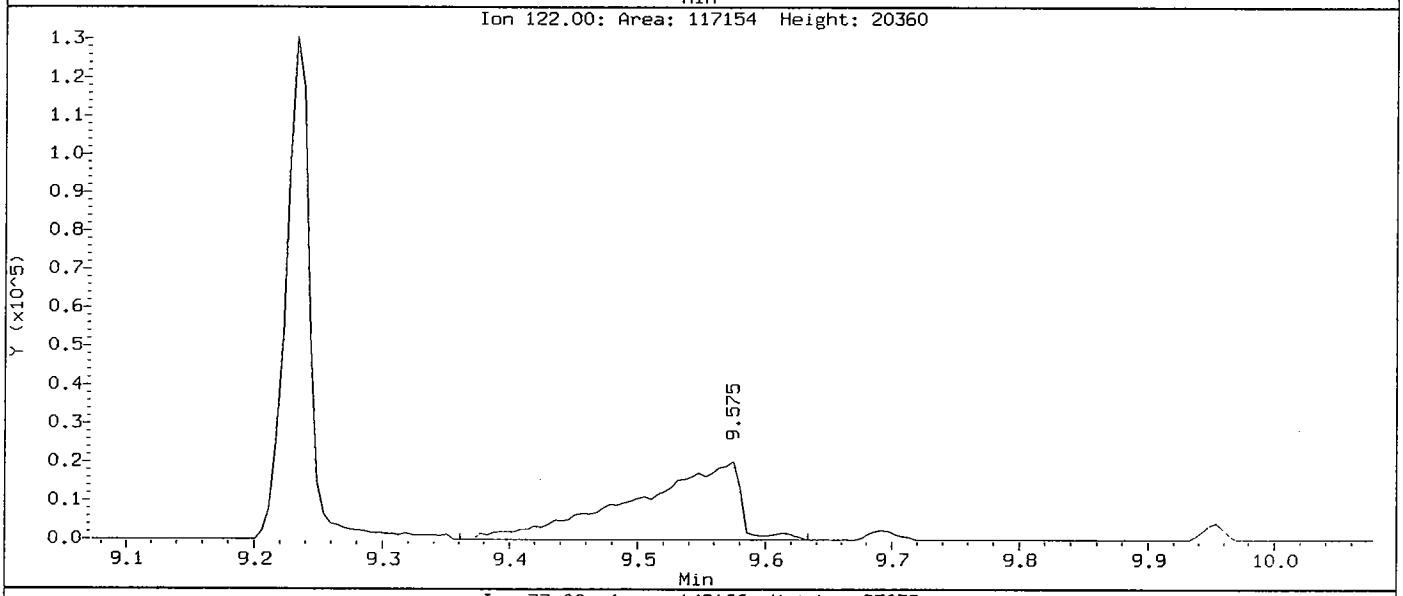

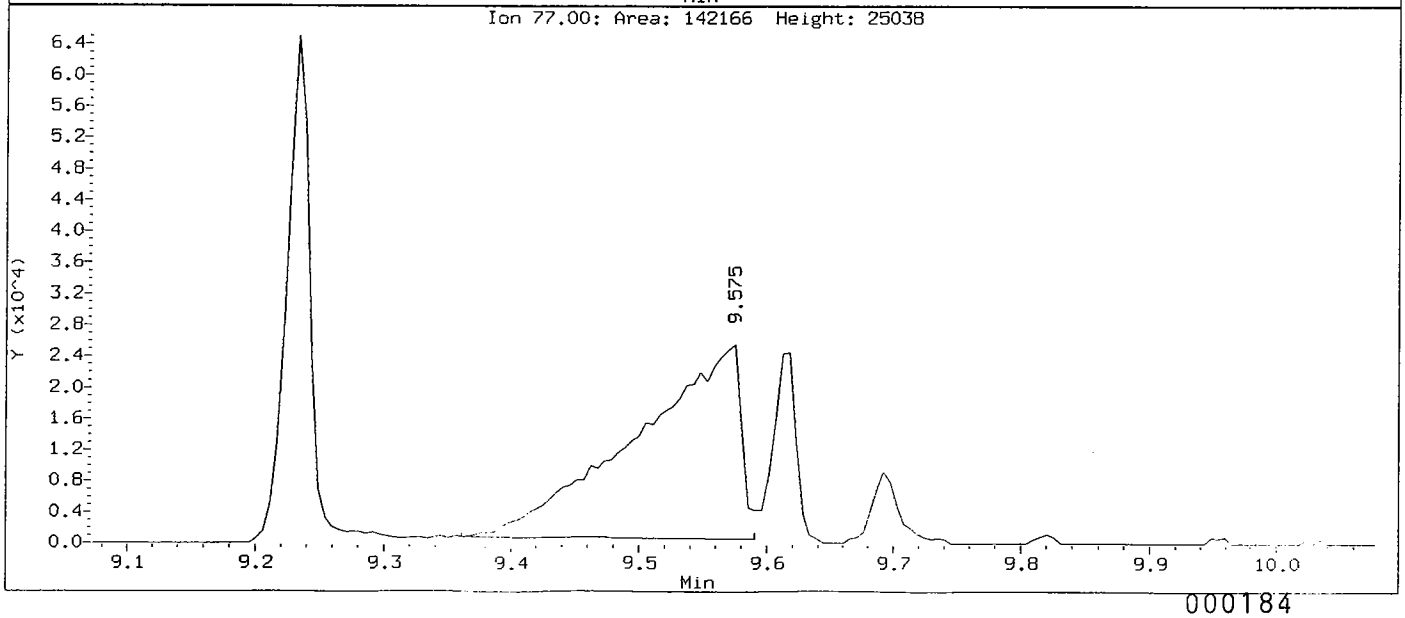

Data File: /chem3/nt4.i/20050802a.b/cc0802.d
Injection Date: 02-AUG-2005 21:28
Instrument: nt4.i
Client Sample ID:

Compound: 4-Nitrophenol
CAS Number: 100-02-7

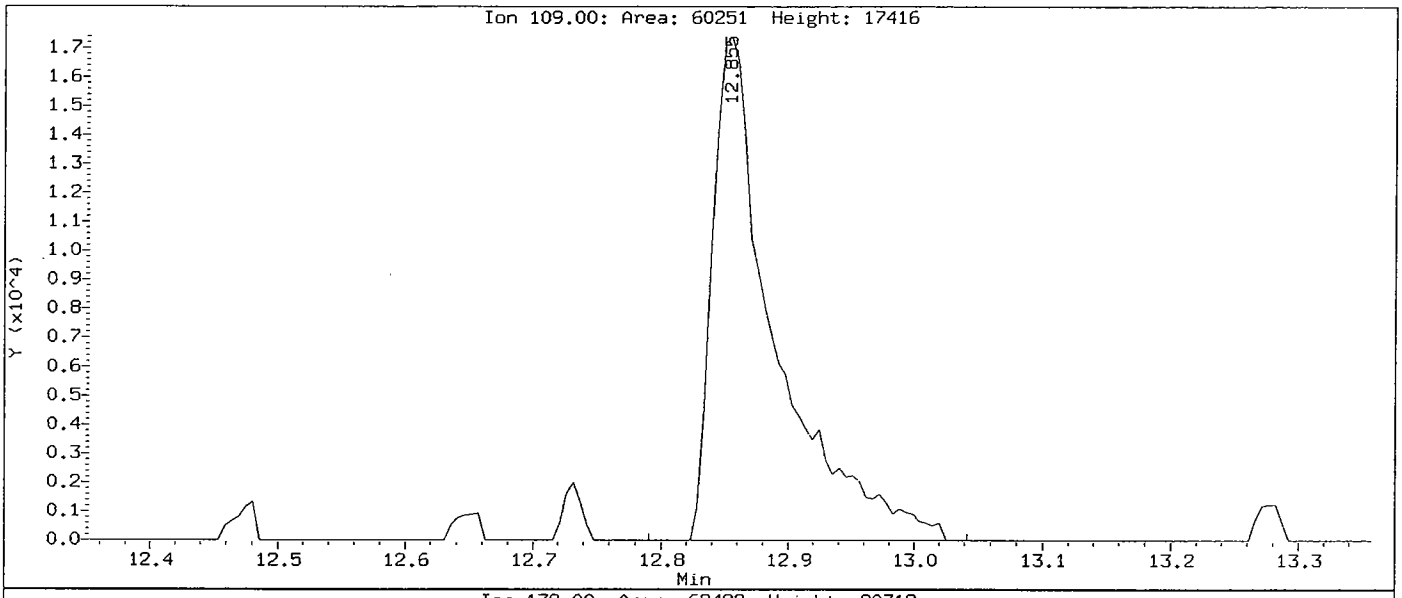

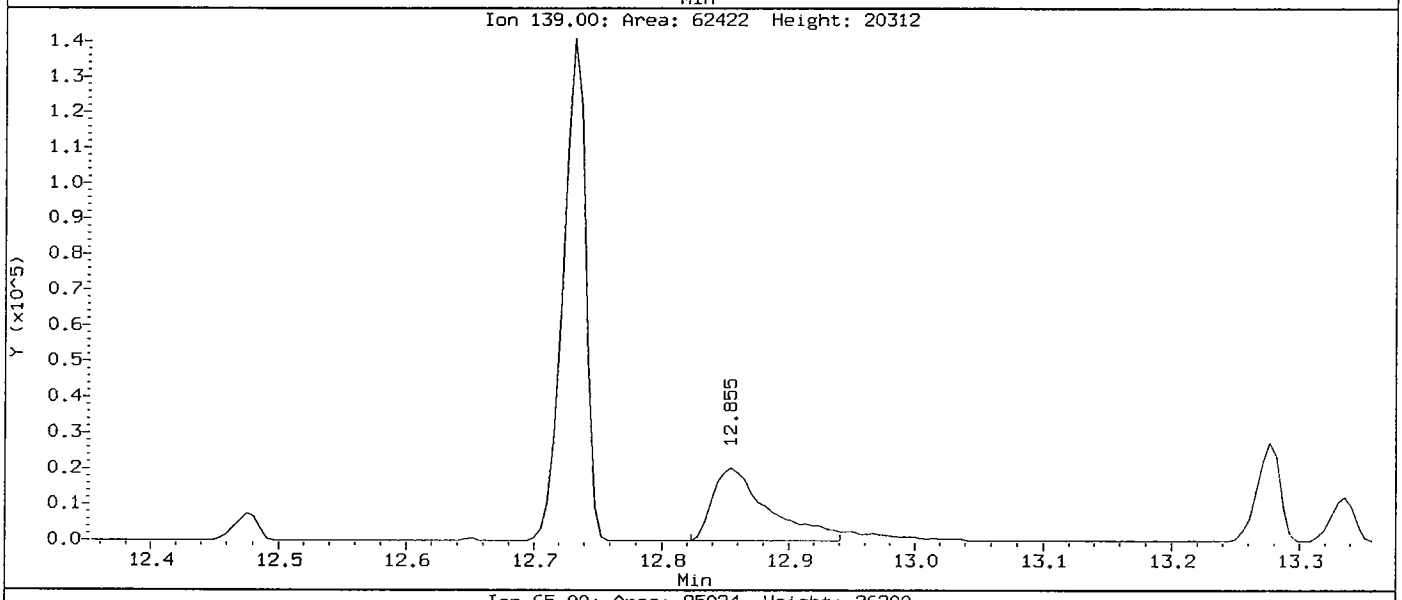

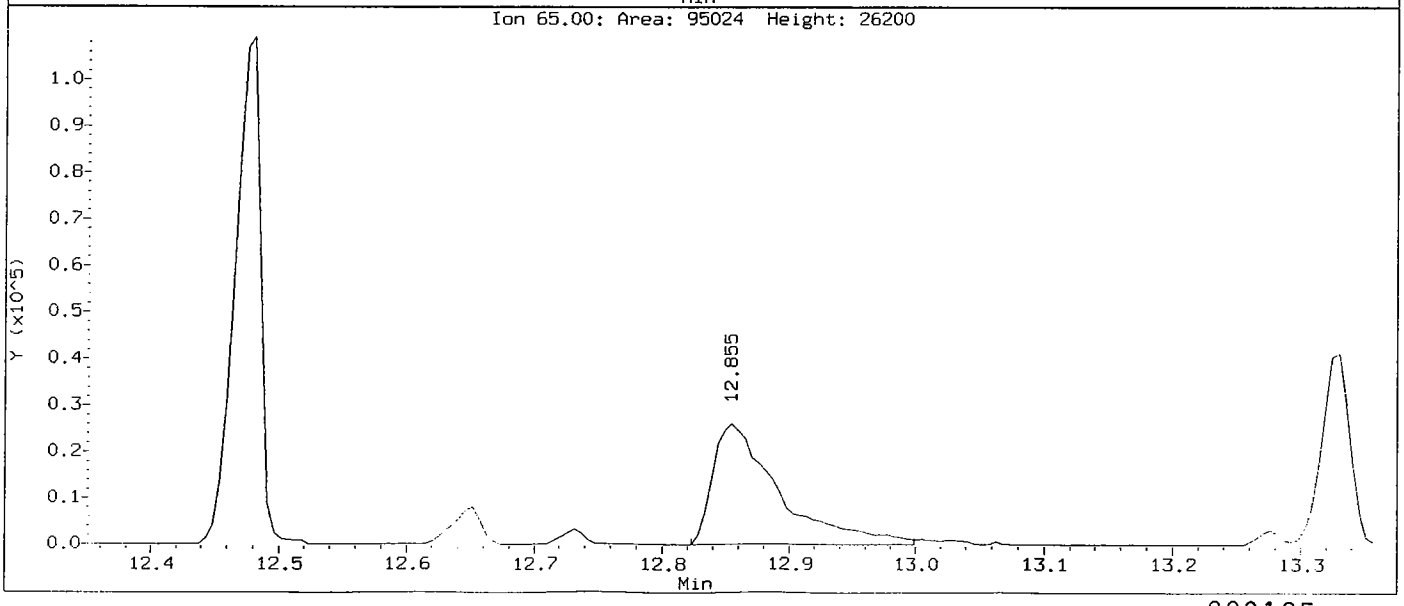

Analytical Resources Inc.
ABN by sw846 8270C
DDT Breakdown Report

Data file: /chem3/nt4.i/20050802a.b/ddt.b/cc0802.d
Method: /chem3/nt4.i/20050802a.b/ddt.b/sw846ddt.m
Analysis Date: 02-AUG-2005 21:28

ARI ID:
Misc:
Instrument: nt4.i

COMPOUND	RT	AREA
Pentachlorophenol	14.607	53797
Benzidine	16.995	156878
4,4'-DDE	----	----
4,4'-DDD	17.892	3853
4,4'-DDT	18.357	129057

LTR 8/4/05

$$\text{DDT Percent Breakdown} = \frac{(\text{DDE Area} + \text{DDD Area}) * 100}{(\text{DDE Area} + \text{DDD Area} + \text{DDT Area})}$$

$$\text{DDT Percent Breakdown} = \frac{(0 + 3853) * 100}{(0 + 3853 + 129057)}$$

DDT Percent Breakdown = 2.9 %

Data File: /chem3/nt4.i/20050802a.b/ddt.b/cc0802.d
Injection Date: 02-AUG-2005 21:28
Instrument: nt4.i
Client Sample ID:

Compound: Pentachlorophenol
CAS Number: 87-86-5

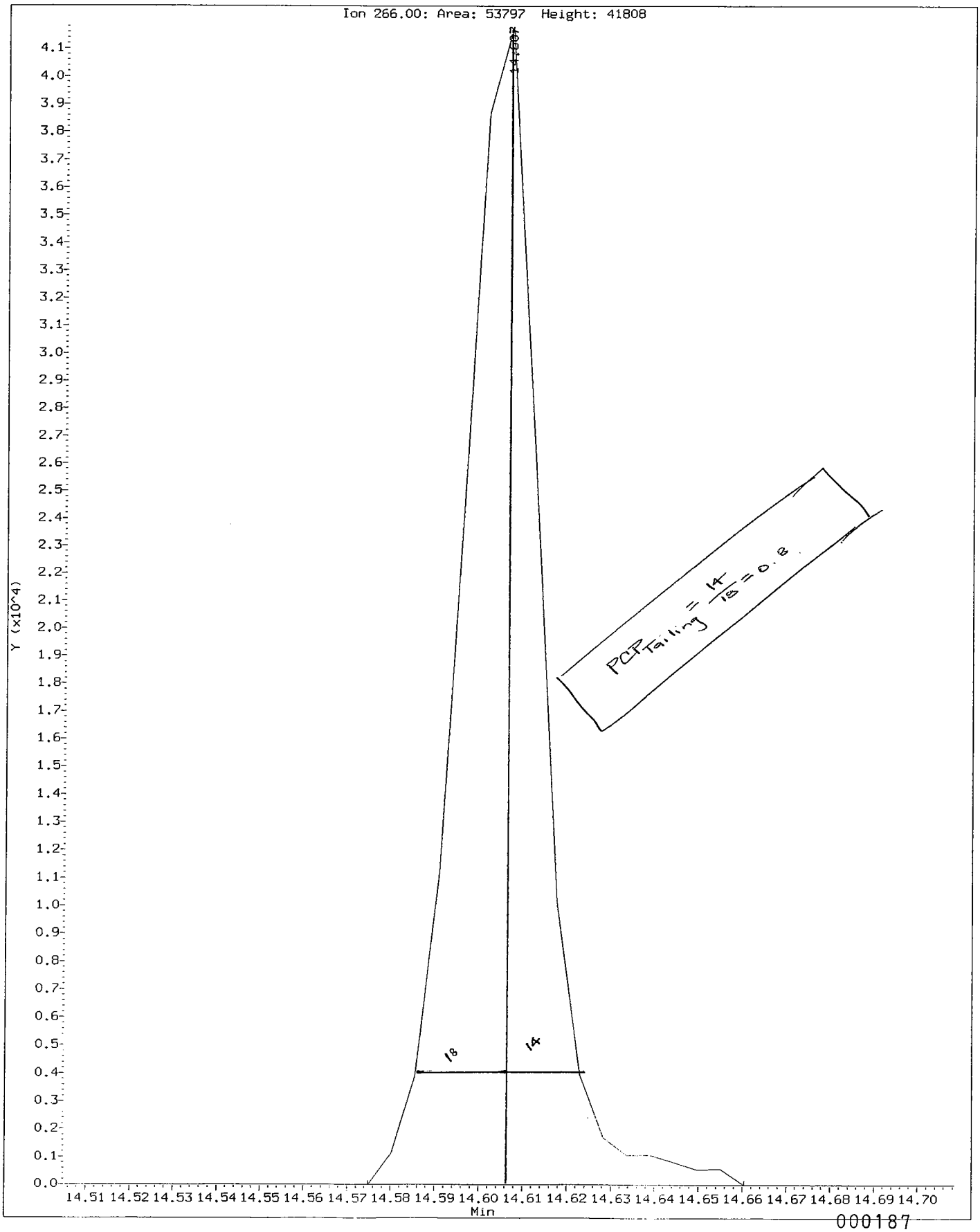

Data File: /chem3/nt4.i/20050802a.b/ddt.b/cc0802.d
Injection Date: 02-AUG-2005 21:28
Instrument: nt4.i
Client Sample ID:

Compound: Benzidine
CAS Number:

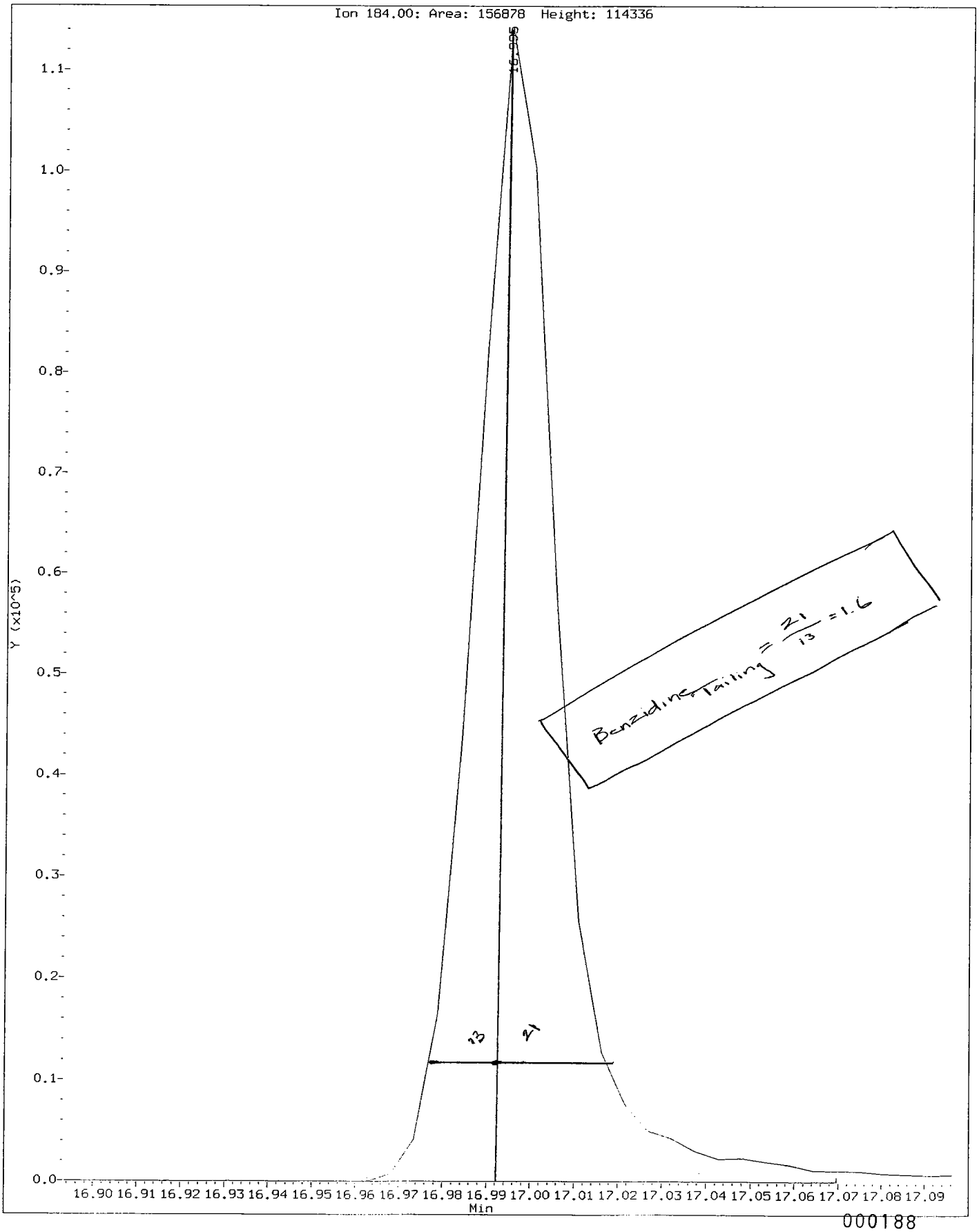

7B

SEMIVOLATILE 8270-C CONTINUING CALIBRATION CHECK

Lab Name: ANALYTICAL RESOURCES, INC Client: ANCHOR

ARI Job No: IH97 Project: KC ANACORTES FORMER

Instrument ID: NT4 Cont. Calib. Date: 08/03/05

Init. Calib. Date: 08/02/05 Cont. Calib. Time: 1603

COMPOUND	CALC AMOUNT	NOM AMOUNT	CURVE	%D	MAX %D
Phenol	26.17	25.00	AVRG	-4.7	20.0
Bis(2-Chloroethyl)ether	26.15	25.00	AVRG	-4.6	
2-Chlorophenol	26.39	25.00	AVRG	-5.6	
1,3-Dichlorobenzene	25.02	25.00	AVRG	-0.1	
1,4-Dichlorobenzene	24.99	25.00	AVRG	0.0	20.0
1,2-Dichlorobenzene	25.33	25.00	AVRG	-1.3	
Benzyl alcohol	13.36	25.00	LINR	46.6	
2,2'-oxybis(1-Chloropropane)	26.19	25.00	AVRG	-4.8	
2-Methylphenol	27.69	25.00	AVRG	-10.8	
Hexachloroethane	25.48	25.00	AVRG	-1.9	
N-Nitroso-di-n-propylamine	26.50	25.00	AVRG	-6.0	
4-Methylphenol	27.40	25.00	AVRG	-9.6	
Nitrobenzene	24.95	25.00	AVRG	0.2	
Isophorone	25.30	25.00	AVRG	-1.2	
2-Nitrophenol	24.90	25.00	AVRG	0.4	20.0
2,4-Dimethylphenol	26.53	25.00	AVRG	-6.1	
Bis(2-Chloroethoxy)methane	24.61	25.00	AVRG	1.6	
2,4-Dichlorophenol	25.18	25.00	AVRG	-0.7	20.0
1,2,4-Trichlorobenzene	24.67	25.00	AVRG	1.3	
Naphthalene	24.35	25.00	AVRG	2.6	
Benzoic acid	29.41	25.00	AVRG	-17.6	
4-Chloroaniline	23.93	25.00	AVRG	4.3	
Hexachlorobutadiene	23.90	25.00	AVRG	4.4	20.0
4-Chloro-3-methylphenol	27.11	25.00	AVRG	-8.4	20.0
2-Methylnaphthalene	26.13	25.00	AVRG	-4.5	
Hexachlorocyclopentadiene	32.68	25.00	AVRG	-30.7	
2,4,6-Trichlorophenol	23.68	25.00	AVRG	5.3	20.0
2,4,5-Trichlorophenol	28.67	25.00	AVRG	-14.7	
2-Chloronaphthalene	23.91	25.00	AVRG	4.4	
2-Nitroaniline	26.45	25.00	AVRG	-5.8	
Acenaphthylene	24.73	25.00	AVRG	1.1	
Dimethylphthalate	24.85	25.00	AVRG	0.6	
2,6-Dinitrotoluene	25.30	25.00	AVRG	-1.2	
Acenaphthene	24.24	25.00	AVRG	3.0	20.0
3-Nitroaniline	25.04	25.00	AVRG	-0.2	
2,4-Dinitrophenol	31.13	25.00	AVRG	-24.5	
Dibenzofuran	24.90	25.00	AVRG	0.4	

<- Outside QC limits

FORM VII SV-1

SEMIVOLATILE 8270-C CONTINUING CALIBRATION CHECK

Lab Name: ANALYTICAL RESOURCES, INC Client: ANCHOR

ARI Job No: IH97 Project: KC ANACORTES FORMER

Instrument ID: NT4 Cont. Calib. Date: 08/03/05

Init. Calib. Date: 08/02/05 Cont. Calib. Time: 1603

COMPOUND	CALC AMOUNT	NOM AMOUNT	CURVE	%D	MAX %D
4-Nitrophenol	31.48	25.00	AVRG	-25.9	
2,4-Dinitrotoluene	26.05	25.00	AVRG	-4.2	
Fluorene	24.94	25.00	AVRG	0.2	
4-Chlorophenyl-phenylether	25.21	25.00	AVRG	-0.8	
Diethylphthalate	25.91	25.00	AVRG	-3.6	
4-Nitroaniline	20.20	25.00	AVRG	19.2	
4,6-Dinitro-2-methylphenol	25.74	25.00	AVRG	-3.0	
N-Nitrosodiphenylamine(1)	24.58	25.00	AVRG	1.7	
4-Bromophenyl-phenylether	23.48	25.00	AVRG	6.1	
Hexachlorobenzene	22.50	25.00	AVRG	10.0	
Pentachlorophenol	28.07	25.00	AVRG	-12.3	20.0
Phenanthrene	24.04	25.00	AVRG	3.8	
Anthracene	24.25	25.00	AVRG	3.0	
Carbazole	23.83	25.00	AVRG	4.7	
Di-n-butylphthalate	25.82	25.00	AVRG	-3.3	
Fluoranthene	25.69	25.00	AVRG	-2.8	20.0
Pyrene	23.74	25.00	AVRG	5.0	
Butylbenzylphthalate	25.93	25.00	AVRG	-3.7	
Benzo(a)anthracene	25.63	25.00	AVRG	-2.5	
3,3'-Dichlorobenzidine	23.23	25.00	AVRG	7.1	
Chrysene	24.64	25.00	AVRG	1.4	
bis(2-Ethylhexyl)phthalate	28.02	25.00	AVRG	-12.1	
Di-n-octylphthalate	23.84	25.00	AVRG	4.6	20.0
Benzo(b)fluoranthene	25.85	25.00	AVRG	-3.4	
Benzo(k)fluoranthene	24.75	25.00	AVRG	1.0	
Benzo(a)pyrene	25.14	25.00	AVRG	-0.6	20.0
Indeno(1,2,3-cd)pyrene	23.52	25.00	AVRG	5.9	
Dibenzo(a,h)anthracene	24.54	25.00	AVRG	1.8	
Benzo(g,h,i)perylene	22.80	25.00	AVRG	8.8	
2-Fluorophenol	25.20	25.00	AVRG	-0.8	
Phenol-d5	26.14	25.00	AVRG	-4.6	
2-Chlorophenol-d4	24.87	25.00	AVRG	0.5	
1,2-Dichlorobenzene-d4	24.27	25.00	AVRG	2.9	
Nitrobenzene-d5	24.55	25.00	AVRG	1.8	
2-Fluorobiphenyl	23.71	25.00	AVRG	5.2	

(1) Cannot be separated from Diphenylamine

<- Outside QC limits

7C

SEMIVOLATILE 8270-C CONTINUING CALIBRATION CHECK

Lab Name: ANALYTICAL RESOURCES, INC Client: ANCHOR

ARI Job No: IH97 Project: KC ANACORTES FORMER

Instrument ID: NT4 Cont. Calib. Date: 08/03/05

Init. Calib. Date: 08/02/05 Cont. Calib. Time: 1603

COMPOUND	CALC AMOUNT	NOM AMOUNT	CURVE	%D	MAX %D
2,4,6-Tribromophenol	26.14	25.00	AVRG	-4.6	
Terphenyl-d14	24.69	25.00	AVRG	1.2	

<- Outside QC limits

FORM VII SV-3

Analytical Resources, Inc.

CONTINUING CALIBRATION COMPOUNDS

Instrument ID: nt4.i
Lab File ID: cc0803.d
Analysis Type:
Lab Sample ID: ABN 25
Method: /chem3/nt4.i/20050803.b/SW846.m

Injection Date: 03-AUG-2005 16:03
Init. Cal. Date(s): 02-AUG-2005 02-AUG-2005
Init. Cal. Times: 17:35 20:22
Quant Type: ISTD

COMPOUND	RRF / AMOUNT	RF25	CCAL RRF25	MIN RRF	%D / %DRIFT	MAX %D / %DRIFT	CURVE TYPE
$ 1 2-Fluorophenol	1.39965	1.41100	1.41100	0.010	-0.81057	100	Averaged
$ 2 Phenol-d5	1.81369	1.89620	1.89620	0.010	-4.54929	100	Averaged
3 Phenol	2.11337	2.21216	2.21216	0.010	-4.67458	20.00000	Averaged
$ 5 2-Chlorophenol-d4	1.44782	1.44051	1.44051	0.010	0.50504	100	Averaged
4 Bis(2-Chloroethyl)ether	1.66044	1.73679	1.73679	0.010	-4.59804	100	Averaged
6 2-Chlorophenol	1.37677	1.45320	1.45320	0.010	-5.55111	100	Averaged
7 1,3-Dichlorobenzene	1.47420	1.47518	1.47518	0.010	-0.06689	100	Averaged
9 1,4-Dichlorobenzene	1.52407	1.52332	1.52332	0.010	0.04949	20.00000	Averaged
$ 10 1,2-Dichlorobenzene-d4	0.91597	0.88928	0.88928	0.010	2.91385	100	Averaged
12 1,2-Dichlorobenzene	1.40390	1.42219	1.42219	0.010	-1.30286	100	Averaged
11 Benzyl alcohol	13.35922	25.00000	0.48104	0.010	46.56310	100	Linear
14 2,2'-oxybis(1-Chloropropane	1.57343	1.64860	1.64860	0.010	-4.77718	100	Averaged
13 2-Methylphenol	1.30750	1.44824	1.44824	0.010	-10.76391	100	Averaged
17 Hexachloroethane	0.60388	0.61546	0.61546	0.010	-1.91692	100	Averaged
16 N-Nitroso-di-n-propylamine	1.31898	1.39808	1.39808	0.050	-5.99716	100	Averaged
15 4-Methylphenol	1.35401	1.48397	1.48397	0.010	-9.59873	100	Averaged
$ 18 Nitrobenzene-d5	0.53534	0.52560	0.52560	0.010	1.81978	100	Averaged
19 Nitrobenzene	0.54748	0.54649	0.54649	0.010	0.18078	100	Averaged
20 Isophorone	0.90874	0.91950	0.91950	0.010	-1.18419	100	Averaged
21 2-Nitrophenol	0.20173	0.20091	0.20091	0.010	0.40789	20.00000	Averaged
22 2,4-Dimethylphenol	0.40273	0.42733	0.42733	0.010	-6.10912	100	Averaged
23 Bis(2-Chloroethoxy)methane	0.51974	0.51160	0.51160	0.010	1.56633	100	Averaged
24 Benzoic acid	0.30806	0.36238	0.36238	0.010	-17.63079	100	Averaged
25 2,4-Dichlorophenol	0.28122	0.28321	0.28321	0.010	-0.71037	20.00000	Averaged
26 1,2,4-Trichlorobenzene	0.32293	0.31867	0.31867	0.010	1.31810	100	Averaged
28 Naphthalene	1.09521	1.06691	1.06691	0.010	2.58412	100	Averaged
29 4-Chloroaniline	0.44801	0.42890	0.42890	0.010	4.26403	100	Averaged
30 Hexachlorobutadiene	0.16790	0.16053	0.16053	0.010	4.38891	20.00000	Averaged
31 4-Chloro-3-methylphenol	0.34323	0.37213	0.37213	0.010	-8.42173	20.00000	Averaged
32 2-Methylnaphthalene	0.60121	0.60827	0.60827	0.010	-1.17390	100	Averaged
33 Hexachlorocyclopentadiene	0.21483	0.28085	0.28085	0.050	-30.73114	100	Averaged
34 2,4,6-Trichlorophenol	0.36350	0.34431	0.34431	0.010	5.28101	20.00000	Averaged
35 2,4,5-Trichlorophenol	0.36905	0.42328	0.42328	0.010	-14.69202	100	Averaged
$ 36 2-Fluorobiphenyl	1.30510	1.23796	1.23796	0.010	5.14468	100	Averaged
37 2-Chloronaphthalene	1.15103	1.10076	1.10076	0.010	4.36794	100	Averaged

Analytical Resources, Inc.

CONTINUING CALIBRATION COMPOUNDS

Instrument ID: nt4.i
Lab File ID: cc0803.d
Analysis Type:
Lab Sample ID: ABN 25
Method: /chem3/nt4.i/20050803.b/SW846.m

Injection Date: 03-AUG-2005 16:03
Init. Cal. Date(s): 02-AUG-2005 02-AUG-2005
Init. Cal. Times: 17:35 20:22
Quant Type: ISTD

COMPOUND	RRF / AMOUNT	RF25	CCAL RRF25	MIN RRF	%D / %DRIFT	MAX %D / %DRIFT	CURVE TYPE
38 2-Nitroaniline	0.49179	0.52024	0.52024	0.010	-5.78575	100	Averaged
39 Dimethylphthalate	1.27492	1.26721	1.26721	0.010	0.60466	100	Averaged
40 Acenaphthylene	1.88279	1.86276	1.86276	0.010	1.06361	100	Averaged
41 2,6-Dinitrotoluene	0.29104	0.29455	0.29455	0.010	-1.20840	100	Averaged
43 3-Nitroaniline	0.33237	0.33296	0.33296	0.010	-0.17752	100	Averaged
44 Acenaphthene	1.20725	1.17040	1.17040	0.010	3.05264	20.00000	Averaged
45 2,4-Dinitrophenol	0.13648	0.16992	0.16992	0.050	-24.50314	100	Averaged
46 Dibenzofuran	1.53626	1.53039	1.53039	0.010	0.38190	100	Averaged
47 4-Nitrophenol	0.20130	0.25350	0.25350	0.050	-25.93071	100	Averaged
48 2,4-Dinitrotoluene	0.36796	0.38345	0.38345	0.010	-4.20889	100	Averaged
50 Diethylphthalate	1.27521	1.32162	1.32162	0.010	-3.63879	100	Averaged
49 Fluorene	1.27595	1.27305	1.27305	0.010	0.22748	100	Averaged
51 4-Chlorophenyl-phenylether	0.61419	0.61926	0.61926	0.010	-0.82581	100	Averaged
52 4-Nitroaniline	0.30651	0.24772	0.24772	0.010	19.18160	100	Averaged
53 4,6-Dinitro-2-methylphenol	0.14106	0.14522	0.14522	0.010	-2.94912	100	Averaged
54 N-Nitrosodiphenylamine	0.44545	0.43792	0.43792	0.010	1.69003	20.00000	Averaged
$ 55 2,4,6-Tribromophenol	0.12813	0.13396	0.13396	0.010	-4.54465	100	Averaged
56 4-Bromophenyl-phenylether	0.20735	0.19477	0.19477	0.010	6.06598	100	Averaged
57 Hexachlorobenzene	0.21518	0.19369	0.19369	0.010	9.98593	100	Averaged
58 Pentachlorophenol	0.12366	0.13883	0.13883	0.010	-12.26647	20.00000	Averaged
60 Phenanthrene	1.21620	1.16942	1.16942	0.010	3.84691	100	Averaged
61 Anthracene	1.20760	1.17133	1.17133	0.010	3.00319	100	Averaged
62 Carbazole	0.96163	0.91645	0.91645	0.010	4.69815	100	Averaged
63 Di-n-butylphthalate	1.29315	1.33578	1.33578	0.010	-3.29669	100	Averaged
64 Fluoranthene	1.14892	1.18057	1.18057	0.010	-2.75523	20.00000	Averaged
65 Pyrene	1.56273	1.48421	1.48421	0.010	5.02503	100	Averaged
$ 66 Terphenyl-d14	0.93227	0.92069	0.92069	0.010	1.24174	100	Averaged
67 Butylbenzylphthalate	0.72020	0.74688	0.74688	0.010	-3.70325	100	Averaged
68 Benzo(a)anthracene	1.37640	1.41096	1.41096	0.010	-2.51074	100	Averaged
70 3,3'-Dichlorobenzidine	0.45491	0.42273	0.42273	0.010	7.07395	100	Averaged
71 Chrysene	1.35287	1.33339	1.33339	0.010	1.44039	100	Averaged
72 bis(2-Ethylhexyl)phthalate	0.55072	0.61734	0.61734	0.010	-12.09669	100	Averaged
73 Di-n-octylphthalate	1.04141	0.99323	0.99323	0.010	4.62661	20.00000	Averaged
74 Benzo(b)fluoranthene	1.38079	1.42769	1.42769	0.010	-3.39645	100	Averaged
75 Benzo(k)fluoranthene	1.32194	1.30858	1.30858	0.010	1.01017	100	Averaged

Analytical Resources, Inc.

CONTINUING CALIBRATION COMPOUNDS

Instrument ID: nt4.i
Lab File ID: cc0803.d
Analysis Type:
Lab Sample ID: ABN 25
Method: /chem3/nt4.i/20050803.b/SW846.m

Injection Date: 03-AUG-2005 16:03
Init. Cal. Date(s): 02-AUG-2005 02-AUG-2005
Init. Cal. Times: 17:35 20:22
Quant Type: ISTD

COMPOUND	RRF / AMOUNT	RF25	CCAL RRF25	MIN RRF	%D / %DRIFT	MAX %D / %DRIFT	CURVE TYPE	
76 Benzo(a)pyrene	1.23940	1.24615	1.24615	0.010	-0.54459	20.00000	Averaged	
78 Indeno(1,2,3-cd)pyrene	1.28660	1.21038	1.21038	0.010	5.92426	100	Averaged	
79 Dibenzo(a,h)anthracene	1.20703	1.18465	1.18465	0.010	1.85389	100	Averaged	
80 Benzo(g,h,i)perylene	1.31631	1.20041	1.20041	0.010	8.80464	100	Averaged	
90 N-Nitrosodimethylamine	0.94771	1.11712	1.11712	0.010	-17.87664	100	Averaged	
103 Pyridine	1.48524	1.68951	1.68951	0.010	-13.75316	100	Averaged	
91 Aniline	2.36194	2.37014	2.37014	0.010	-0.34735	100	Averaged	
105 1-methylnaphthalene	0.60971	0.60827	0.60827	0.010	0.23676	100	Averaged	
93 Benzidine	0.33966	0.06623	0.06623	0.010	80.50219	100	Averaged	
98 Retene	0.49033	0.47737	0.47737	0.010	2.64163	100	Averaged	
111 Azobenzene (1,2-DP-Hydrazin	1.86837	1.89159	1.89159	0.010	-1.24250	100	Averaged	
144 alpha-Terpineol	0.16400	0.13610	0.13610	0.010	17.01435	100	Averaged	
143 1,4-Dioxane	++++	++++	++++	0.010	++++	100	Averaged	<-
$ 137 d8-1,4-Dioxane	++++	++++	++++	0.010	++++	100	Averaged	<-
133 Butylatedhydroxytoluene	0.91588	0.93392	0.93392	0.010	-1.97046	100	Averaged	
115 Tributyl Phosphate	1.11379	1.13774	1.13774	0.010	-2.14995	100	Averaged	
116 Dibutyl Phenyl Phosphate	0.57012	0.62525	0.62525	0.010	-9.67040	100	Averaged	
117 Butyl Diphenyl Phosphate	0.33266	0.35431	0.35431	0.010	-6.50631	100	Averaged	
118 Triphenyl Phosphate	0.21208	0.21303	0.21303	0.010	-0.45100	100	Averaged	

Analytical Resources, Inc.

Semivolatile Report SW846 Method 8270C

Data file : /chem3/nt4.i/20050803.b/cc0803.d
Lab Smp Id: ABN 25
Inj Date : 03-AUG-2005 16:03
Operator : VS
Inst ID: nt4.i
Smp Info : ABN 25
Misc Info :
Comment : 1ul Injection
Method : /chem3/nt4.i/20050803.b/SW846.m
Meth Date : 04-Aug-2005 08:41 jeff
Quant Type: ISTD
Cal Date : 02-AUG-2005 20:22
Cal File: 0100802.d
Als bottle: 3
Continuing Calibration Sample
Dil Factor: 1.00000
Integrator: HP RTE
Compound Sublist: ICAL.sub
Target Version: 3.50

	Compounds	QUANT SIG MASS	RT	EXP RT	REL RT	RESPONSE	AMOUNTS CAL-AMT (ug/mL)	AMOUNTS ON-COL (ug/mL)
$	1 2-Fluorophenol	112	5.062	5.062	(0.688)	211032	25.0000	25.20
$	2 Phenol-d5	99	7.071	7.071	(0.961)	283601	25.0000	26.14
	3 Phenol	94	7.092	7.092	(0.964)	330856	25.0000	26.17
$	5 2-Chlorophenol-d4	132	7.055	7.055	(0.959)	215446	25.0000	24.87
	4 Bis(2-Chloroethyl)ether	93	7.081	7.081	(0.962)	259758	25.0000	26.15
	6 2-Chlorophenol	128	7.081	7.081	(0.962)	217344	25.0000	26.39
	7 1,3-Dichlorobenzene	146	7.279	7.279	(0.989)	220632	25.0000	25.02
*	8 1,4-Dichlorobenzene-d4	152	7.359	7.359	(1.000)	119650	20.0000	
	9 1,4-Dichlorobenzene	146	7.386	7.386	(1.004)	227831	25.0000	24.99
$	10 1,2-Dichlorobenzene-d4	152	7.680	7.680	(1.044)	133003	25.0000	24.27
	12 1,2-Dichlorobenzene	146	7.701	7.701	(1.046)	212707	25.0000	25.33
	11 Benzyl alcohol	108	8.016	8.016	(1.089)	71946	25.0000	13.36(M)
	14 2,2'-oxybis(1-Chloropropane)	45	8.027	8.027	(1.091)	246568	25.0000	26.19
	13 2-Methylphenol	108	8.080	8.080	(1.098)	216602	25.0000	27.69
	17 Hexachloroethane	117	8.203	8.203	(1.115)	92049	25.0000	25.48
	16 N-Nitroso-di-n-propylamine	70	8.278	8.278	(1.125)	209100	25.0000	26.50
	15 4-Methylphenol	108	8.348	8.348	(1.134)	221947	25.0000	27.40
$	18 Nitrobenzene-d5	82	8.401	8.401	(0.872)	297858	25.0000	24.55
	19 Nitrobenzene	77	8.433	8.433	(0.875)	309700	25.0000	24.95
	20 Isophorone	82	8.850	8.850	(0.918)	521084	25.0000	25.30
	21 2-Nitrophenol	139	8.967	8.967	(0.931)	113857	25.0000	24.90
	22 2,4-Dimethylphenol	107	9.186	9.186	(0.953)	242170	25.0000	26.53
	23 Bis(2-Chloroethoxy)methane	93	9.304	9.304	(0.966)	289923	25.0000	24.61
	24 Benzoic acid	105	9.544	9.544	(0.991)	205361	25.0000	29.41(M)
	25 2,4-Dichlorophenol	162	9.389	9.389	(0.974)	160499	25.0000	25.18
	26 1,2,4-Trichlorobenzene	180	9.469	9.469	(0.983)	180593	25.0000	24.67
*	27 Naphthalene-d8	136	9.517	9.517	(1.000)	453363	20.0000	(H)

	Compounds	QUANT SIG MASS	RT	EXP RT	REL RT	RESPONSE	AMOUNTS CAL-AMT (ug/mL)	AMOUNTS ON-COL (ug/mL)
	28 Naphthalene	128	9.544	9.544	(0.991)	604622	25.0000	24.35
	29 4-Chloroaniline	127	9.758	9.758	(1.013)	243061	25.0000	23.93
	30 Hexachlorobutadiene	225	9.886	9.886	(1.026)	90971	25.0000	23.90
	31 4-Chloro-3-methylphenol	107	10.650	10.650	(1.105)	210888	25.0000	27.11
	32 2-Methylnaphthalene	141	10.671	10.671	(1.108)	356146	25.0000	26.13(H)
	33 Hexachlorocyclopentadiene	237	11.051	11.051	(0.894)	89171	25.0000	32.68
	34 2,4,6-Trichlorophenol	196	11.232	11.232	(0.909)	109320	25.0000	23.68
	35 2,4,5-Trichlorophenol	196	11.296	11.296	(0.914)	134393	25.0000	28.67
$	36 2-Fluorobiphenyl	172	11.344	11.344	(0.918)	393060	25.0000	23.71
	37 2-Chloronaphthalene	162	11.441	11.441	(0.926)	349498	25.0000	23.91
	38 2-Nitroaniline	65	11.740	11.740	(0.950)	165180	25.0000	26.45
	39 Dimethylphthalate	163	12.124	12.124	(0.981)	402349	25.0000	24.85
	40 Acenaphthylene	152	12.103	12.103	(0.980)	591441	25.0000	24.73
	41 2,6-Dinitrotoluene	165	12.215	12.215	(0.989)	93523	25.0000	25.30
*	42 Acenaphthene-d10	164	12.354	12.354	(1.000)	254006	20.0000	
	43 3-Nitroaniline	138	12.418	12.418	(1.005)	105716	25.0000	25.04
	44 Acenaphthene	153	12.408	12.408	(1.004)	371611	25.0000	24.24
	45 2,4-Dinitrophenol	184	12.573	12.573	(1.018)	53952	25.0000	31.13
	46 Dibenzofuran	168	12.664	12.664	(1.025)	485910	25.0000	24.90
	47 4-Nitrophenol	109	12.830	12.830	(1.038)	80488	25.0000	31.48
	48 2,4-Dinitrotoluene	165	12.819	12.819	(1.038)	121748	25.0000	26.05
	50 Diethylphthalate	149	13.262	13.262	(1.073)	419623	25.0000	25.91
	49 Fluorene	166	13.209	13.209	(1.069)	404203	25.0000	24.94
	51 4-Chlorophenyl-phenylether	204	13.268	13.268	(1.074)	196619	25.0000	25.21
	52 4-Nitroaniline	138	13.407	13.407	(1.085)	78653	25.0000	20.20
	53 4,6-Dinitro-2-methylphenol	198	13.455	13.455	(0.917)	74268	25.0000	25.74
	54 N-Nitrosodiphenylamine	169	13.497	13.497	(0.920)	223957	25.0000	24.58
$	55 2,4,6-Tribromophenol	330	13.642	13.642	(1.104)	42532	25.0000	26.14
	56 4-Bromophenyl-phenylether	248	14.026	14.026	(0.956)	99608	25.0000	23.48
	57 Hexachlorobenzene	284	14.208	14.208	(0.968)	99055	25.0000	22.50
	58 Pentachlorophenol	266	14.544	14.544	(0.991)	70998	25.0000	28.07
*	59 Phenanthrene-d10	188	14.673	14.673	(1.000)	409127	20.0000	
	60 Phenanthrene	178	14.710	14.710	(1.003)	598050	25.0000	24.04
	61 Anthracene	178	14.779	14.779	(1.007)	599030	25.0000	24.25
	62 Carbazole	167	15.111	15.111	(1.030)	468683	25.0000	23.83
	63 Di-n-butylphthalate	149	15.864	15.864	(1.081)	683130	25.0000	25.82
	64 Fluoranthene	202	16.606	16.606	(1.132)	603755	25.0000	25.69
	65 Pyrene	202	16.943	16.943	(0.896)	628749	25.0000	23.74
$	66 Terphenyl-d14	244	17.317	17.317	(0.916)	390029	25.0000	24.69
	67 Butylbenzylphthalate	149	18.230	18.230	(0.964)	316396	25.0000	25.93
	68 Benzo(a)anthracene	228	18.882	18.882	(0.999)	597719	25.0000	25.63
*	69 Chrysene-d12	240	18.909	18.909	(1.000)	338901	20.0000	
	70 3,3'-Dichlorobenzidine	252	18.957	18.957	(1.003)	179078	25.0000	23.23
	71 Chrysene	228	18.952	18.952	(1.002)	564858	25.0000	24.64
	72 bis(2-Ethylhexyl)phthalate	149	19.229	19.229	(0.954)	471132	25.0000	28.02
*	134 Di-n-octylphthalate-d4	153	20.154	20.154	(1.000)	610532	20.0000	
	73 Di-n-octylphthalate	149	20.164	20.164	(1.001)	758000	25.0000	23.84

	Compounds	QUANT SIG MASS	RT	EXP RT	REL RT	RESPONSE	AMOUNTS CAL-AMT (ug/mL)	AMOUNTS ON-COL (ug/mL)
74	Benzo(b)fluoranthene	252	20.512	20.512	(0.975)	594244	25.0000	25.85
75	Benzo(k)fluoranthene	252	20.549	20.549	(0.977)	544668	25.0000	24.75
76	Benzo(a)pyrene	252	20.944	20.944	(0.996)	518680	25.0000	25.14
* 77	Perylene-d12	264	21.030	21.030	(1.000)	332982	20.0000	
78	Indeno(1,2,3-cd)pyrene	276	22.355	22.355	(1.063)	503794	25.0000	23.52
79	Dibenzo(a,h)anthracene	278	22.392	22.392	(1.065)	493085	25.0000	24.54
80	Benzo(g,h,i)perylene	276	22.648	22.648	(1.077)	499644	25.0000	22.80
90	N-Nitrosodimethylamine	74	2.279	2.279	(0.310)	167080	25.0000	29.47
103	Pyridine	79	2.247	2.247	(0.305)	252687	25.0000	28.44
91	Aniline	93	6.916	6.916	(0.940)	354484	25.0000	25.09
105	1-methylnaphthalene	141	10.842	10.842	(1.125)	344707	25.0000	24.94
93	Benzidine	184	16.932	16.932	(0.895)	28055	25.0000	4.874
98	Retene	219	17.525	17.525	(0.927)	202228	25.0000	24.34
111	Azobenzene (1,2-DP-Hydrazine)	77	13.508	13.508	(1.093)	600593	25.0000	25.31
144	alpha-Terpineol	59	9.635	9.635	(1.000)	77128	25.0000	20.75
143	1,4-Dioxane	58	Compound Not Detected.					
$ 137	d8-1,4-Dioxane	96	Compound Not Detected.					
133	Butylatedhydroxytoluene	205	12.584	12.584	(1.019)	296528	25.0000	25.49
115	Tributyl Phosphate	99	13.663	13.663	(0.931)	581850	25.0000	25.54
116	Dibutyl Phenyl Phosphate	175	15.324	15.324	(1.044)	319757	25.0000	27.42
117	Butyl Diphenyl Phosphate	94	16.964	16.964	(0.897)	150094	25.0000	26.63
118	Triphenyl Phosphate	326	18.535	18.535	(0.980)	90247	25.0000	25.11

QC Flag Legend

M - Compound response manually integrated.
H - Operator selected an alternate compound hit.

Analytical Resources, Inc.

INTERNAL STANDARD COMPOUNDS
AREA AND RT SUMMARY

Instrument ID: nt4.i
Lab File ID: cc0803.d
Lab Smp Id: ABN 25
Analysis Type: SV
Quant Type: ISTD
Operator: VS
Method File: /chem3/nt4.i/20050803.b/SW846.m
Misc Info:

Calibration Date: 03-AUG-2005
Calibration Time: 16:03

Level:
Sample Type:

COMPOUND	STANDARD	AREA LIMIT LOWER	AREA LIMIT UPPER	SAMPLE	%DIFF
8 1,4-Dichlorobenze	119650	59825	239300	119650	0.00
27 Naphthalene-d8	453363	226682	906726	453363	0.00
42 Acenaphthene-d10	254006	127003	508012	254006	0.00
59 Phenanthrene-d10	409127	204564	818254	409127	0.00
69 Chrysene-d12	338901	169450	677802	338901	0.00
134 Di-n-octylphthala	610532	305266	1221064	610532	0.00
77 Perylene-d12	332982	166491	665964	332982	0.00

COMPOUND	STANDARD	RT LIMIT LOWER	RT LIMIT UPPER	SAMPLE	%DIFF
8 1,4-Dichlorobenze	7.36	6.86	7.86	7.36	0.00
27 Naphthalene-d8	9.52	9.02	10.02	9.52	0.00
42 Acenaphthene-d10	12.35	11.85	12.85	12.35	0.00
59 Phenanthrene-d10	14.67	14.17	15.17	14.67	0.00
69 Chrysene-d12	18.91	18.41	19.41	18.91	0.00
134 Di-n-octylphthala	20.15	19.65	20.65	20.15	0.00
77 Perylene-d12	21.03	20.53	21.53	21.03	0.00

AREA UPPER LIMIT = +100% of internal standard area.
AREA LOWER LIMIT = - 50% of internal standard area.
RT UPPER LIMIT = + 0.50 minutes of internal standard RT.
RT LOWER LIMIT = - 0.50 minutes of internal standard RT.

Data File: /chem3/nt4.i/20050803.b/cc0803.d
Date : 03-AUG-2005 16:03
Client ID:
Sample Info: ABN 25

Column phase: RTX-5

Instrument: nt4.i

Operator: VS
Column diameter: 0.32

000199

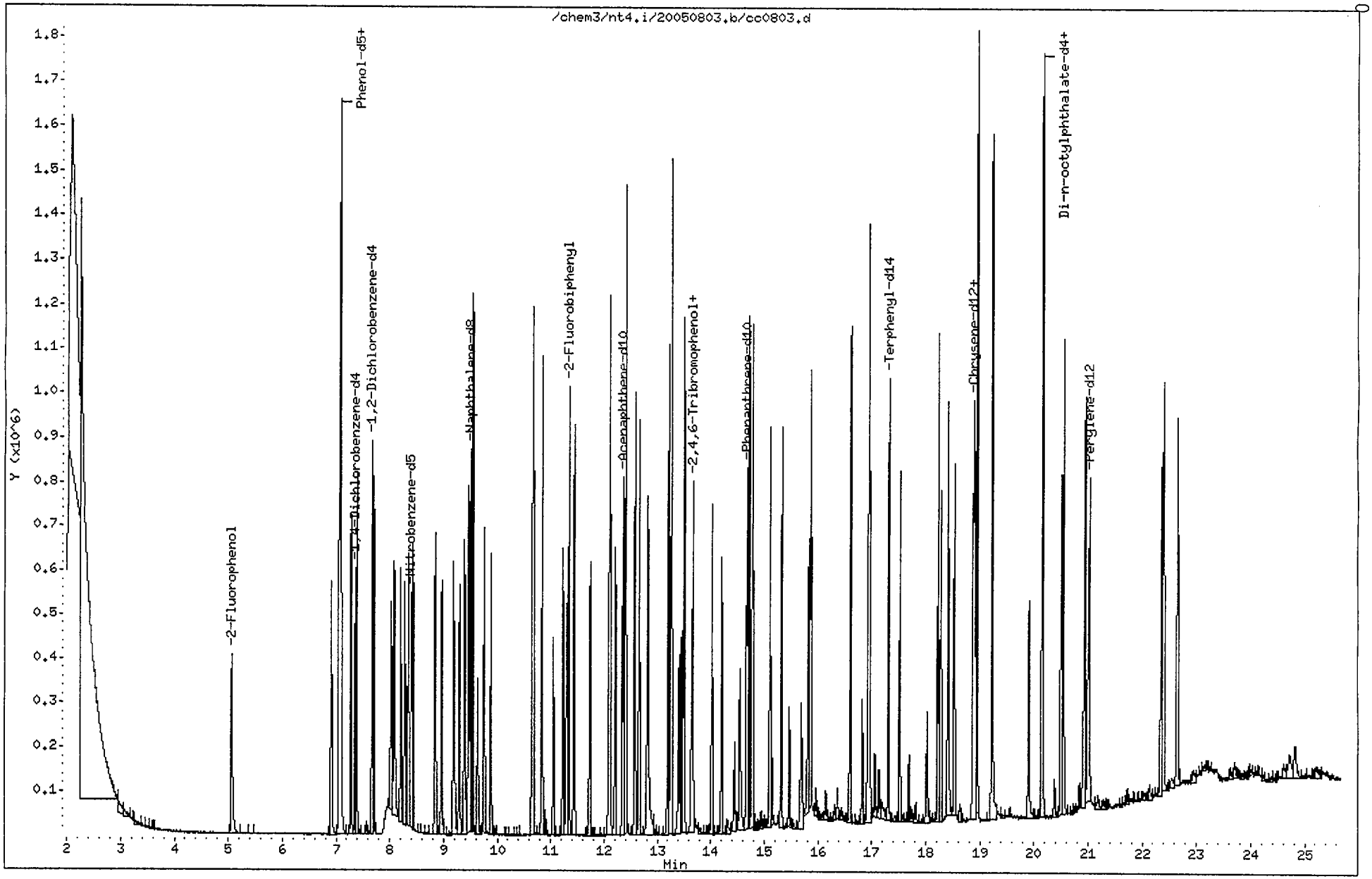

Data File: /chem3/nt4.i/20050803.b/cc0803.d
Injection Date: 03-AUG-2005 16:03
Instrument: nt4.i
Client Sample ID:

Compound: Benzyl alcohol
CAS Number: 100-51-6

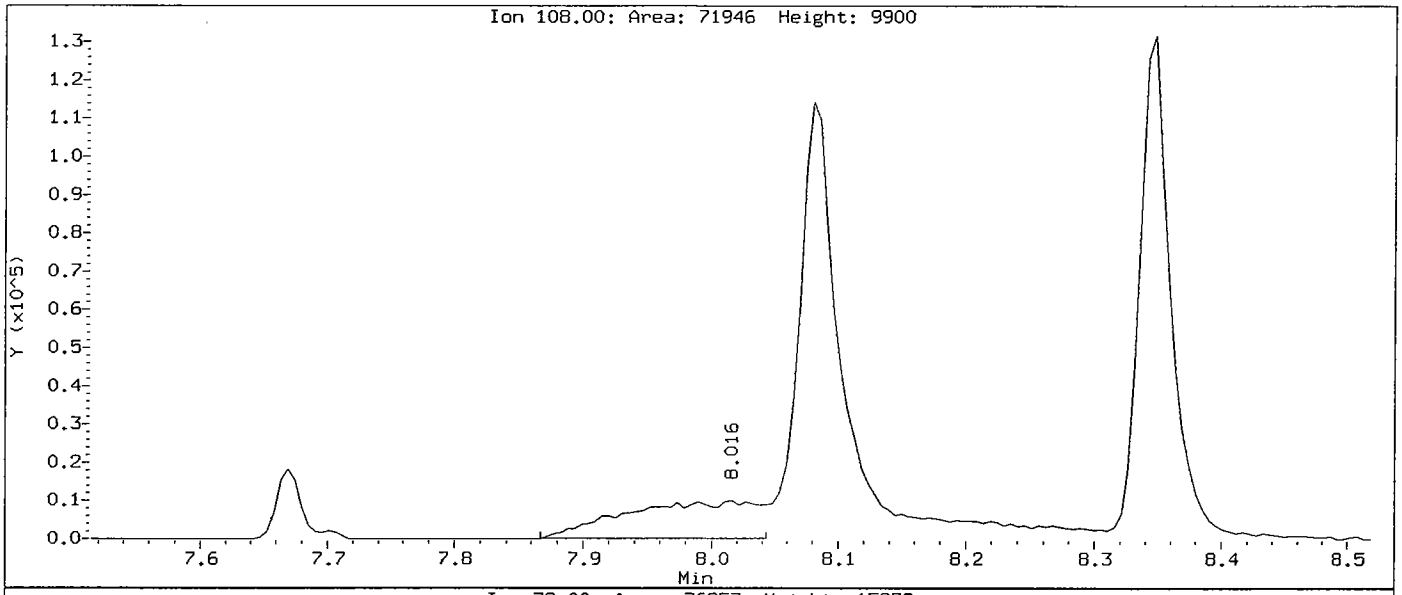

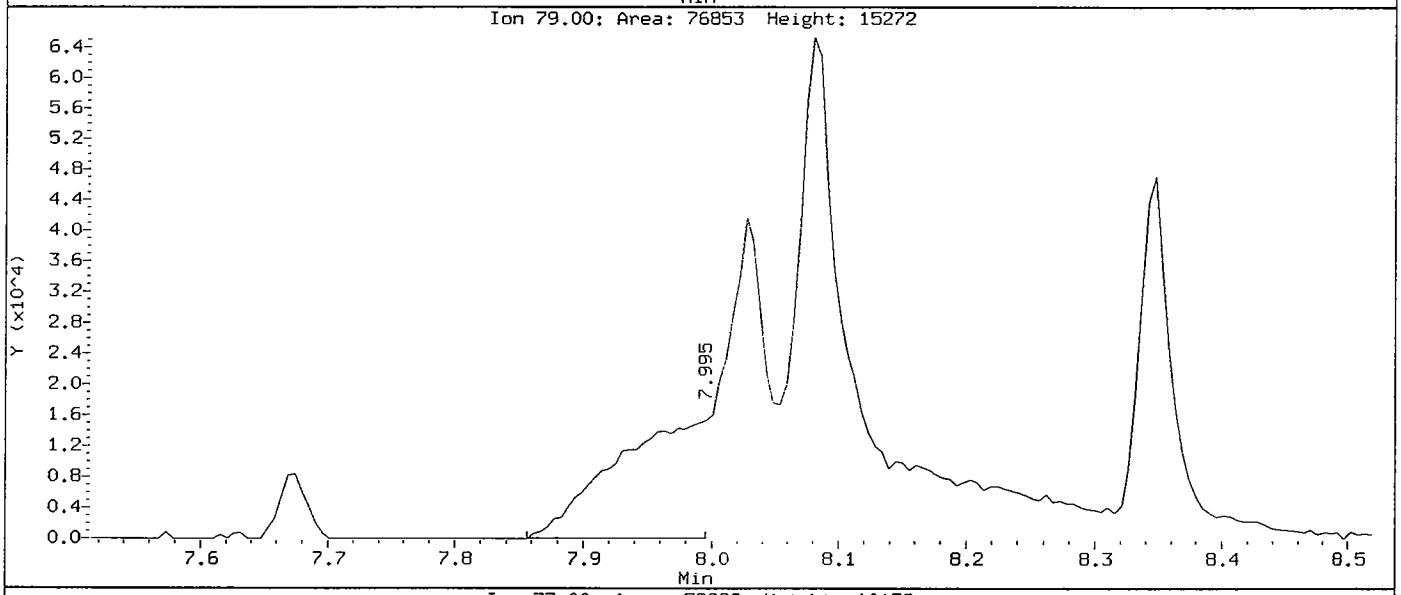

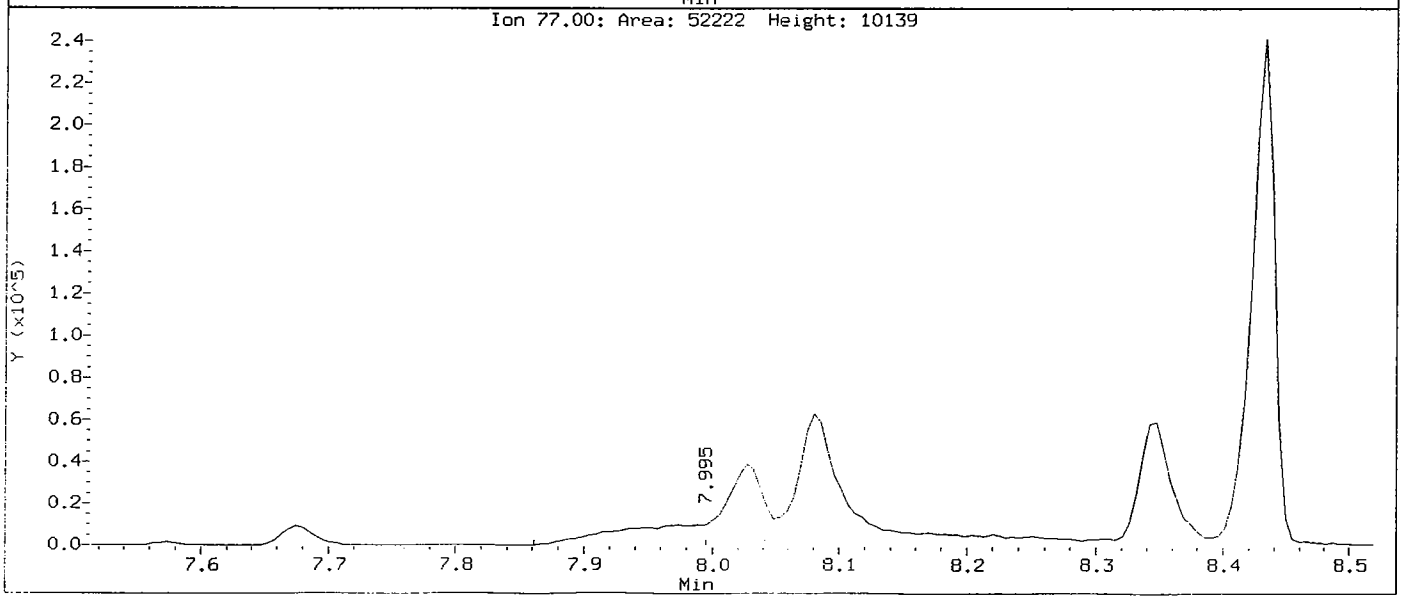

Data File: /chem3/nt4.i/20050803.b/cc0803.d
Injection Date: 03-AUG-2005 16:03
Instrument: nt4.i
Client Sample ID:

Compound: Benzoic acid
CAS Number: 65-85-0

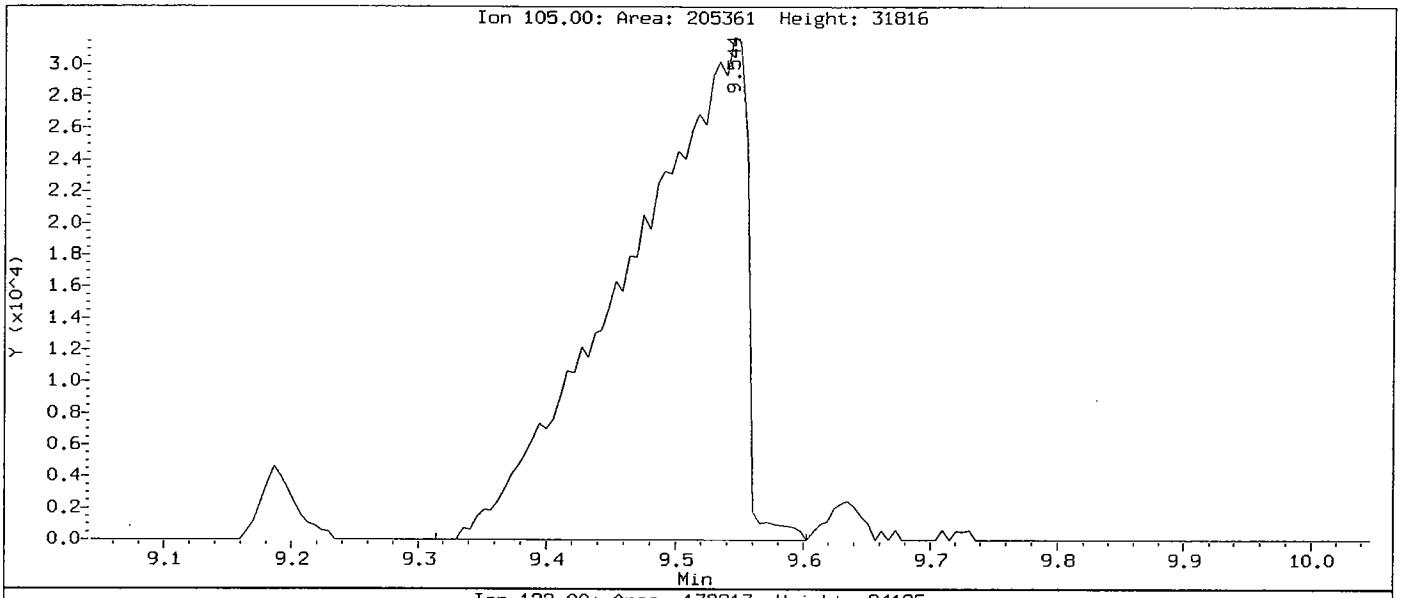

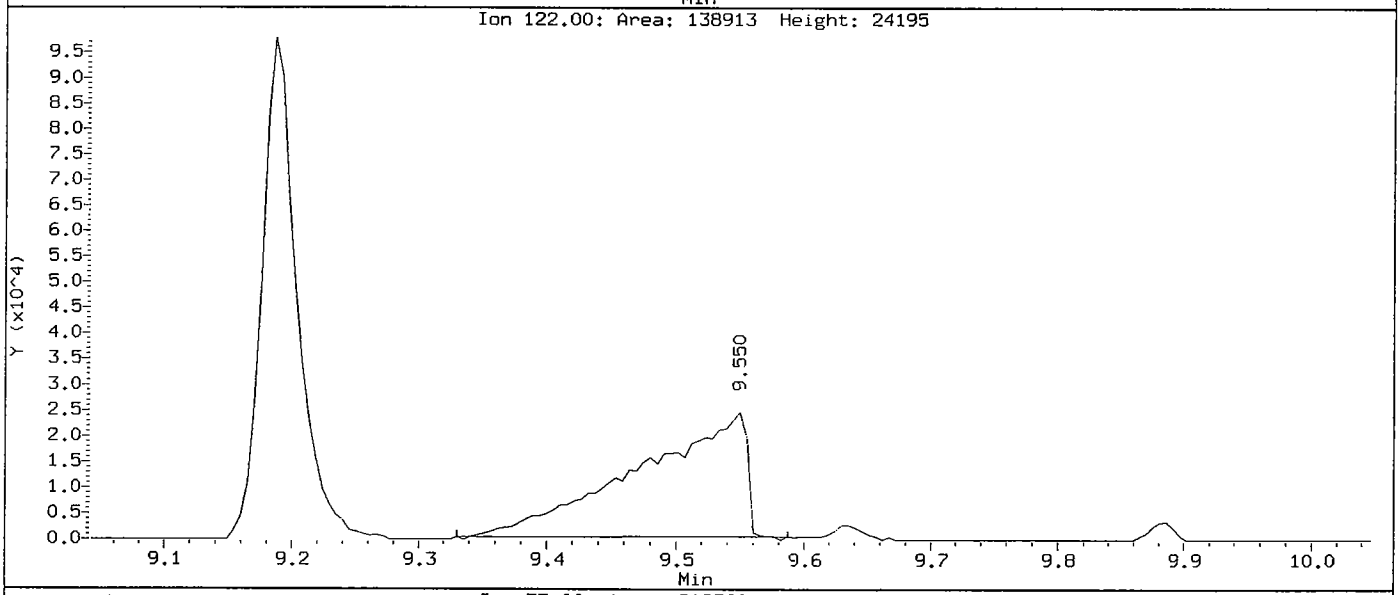

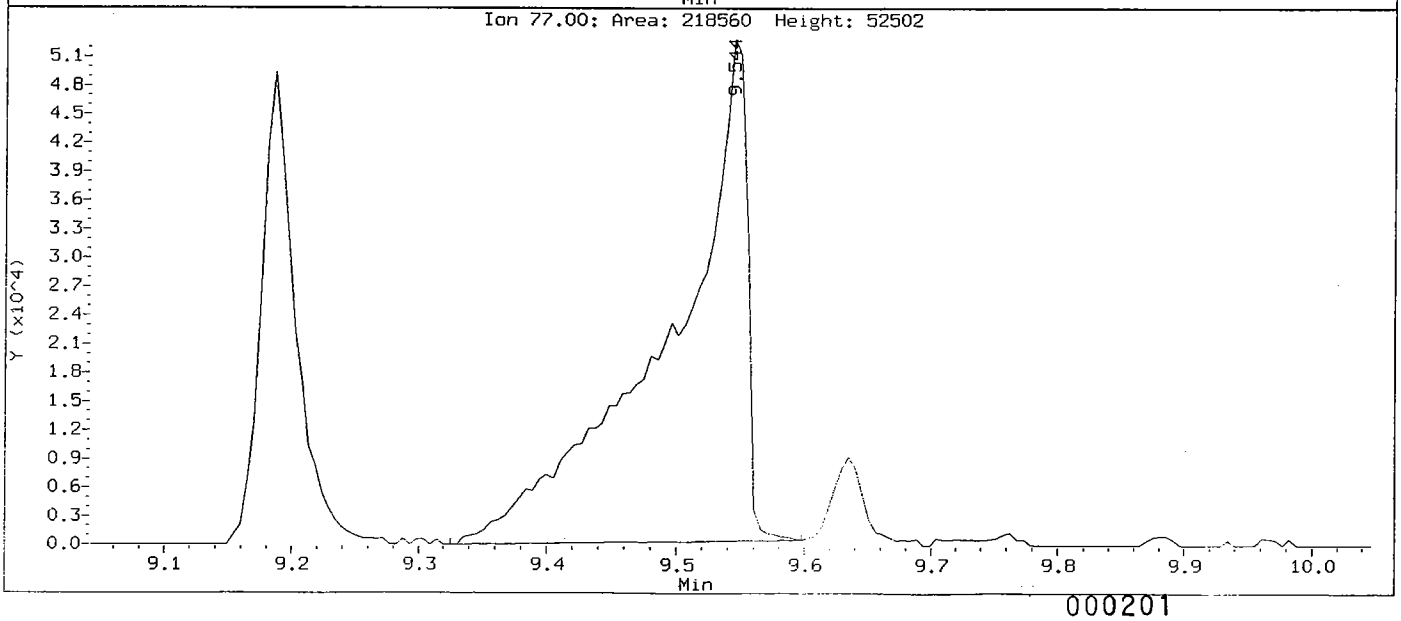

Data File: /chem3/nt4.i/20050803.b/cc0803.d
Injection Date: 03-AUG-2005 16:03
Instrument: nt4.i
Client Sample ID:

Compound: Naphthalene-d8
CAS Number: 1146-65-2

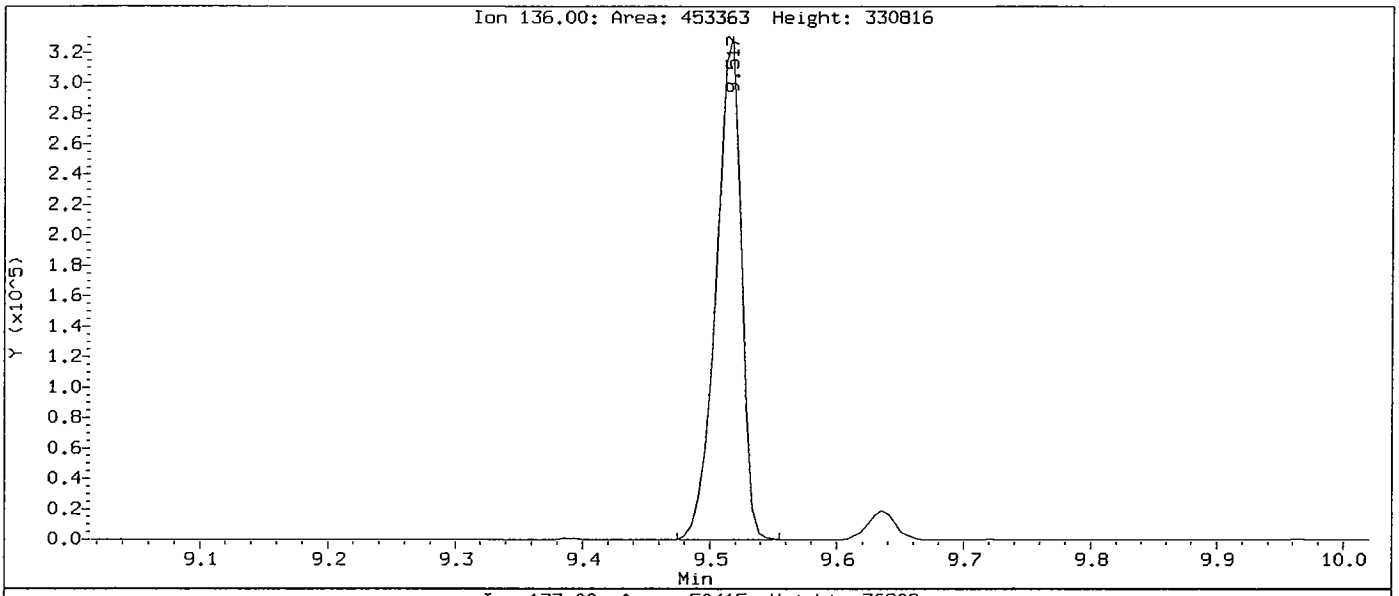

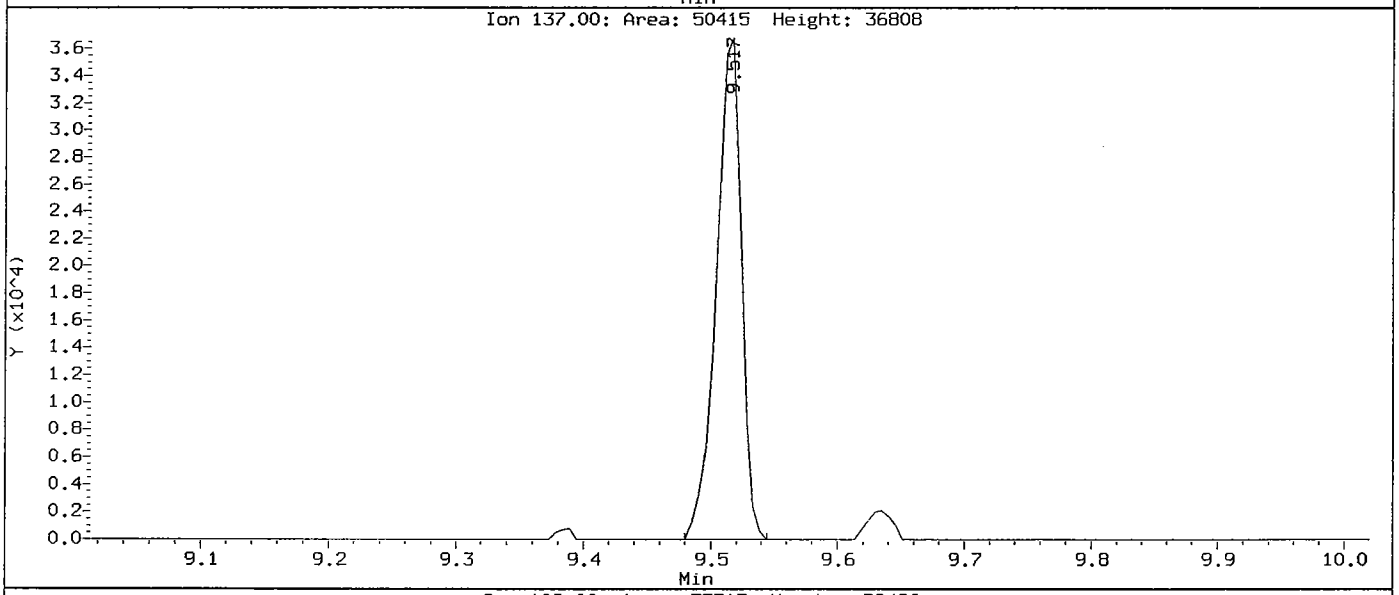

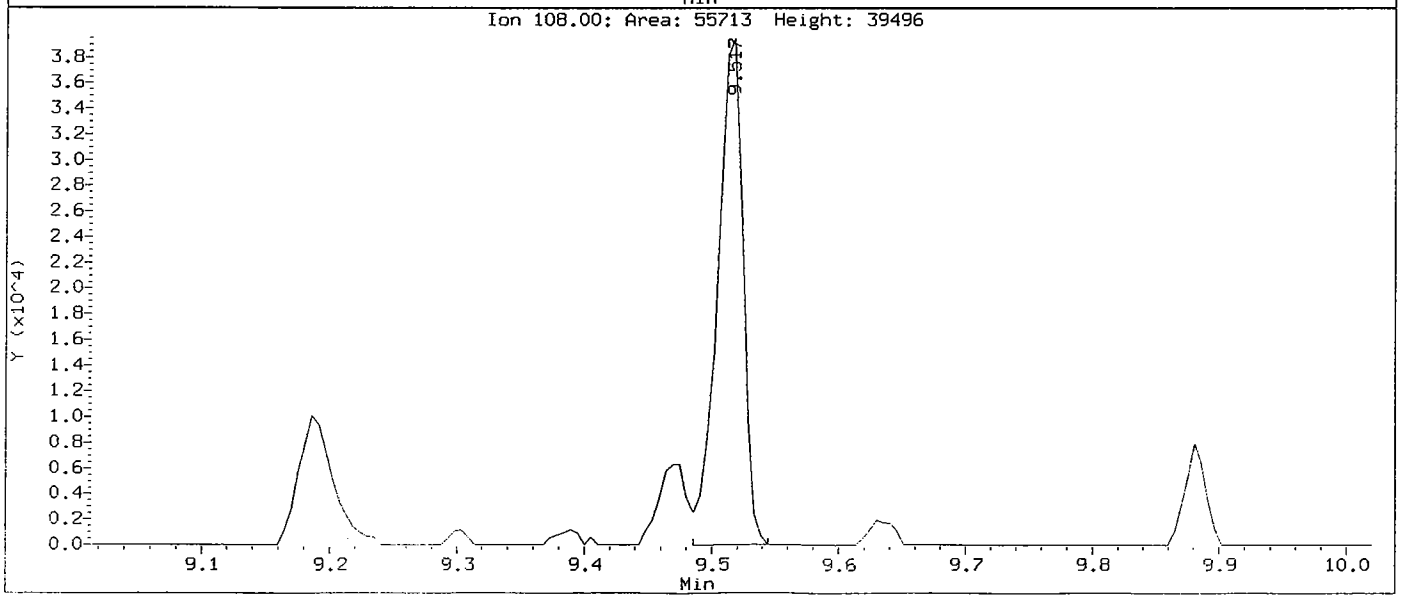

Data File: /chem3/nt4.i/20050803.b/cc0803.d
Injection Date: 03-AUG-2005 16:03
Instrument: nt4.i
Client Sample ID:

Compound: 2-Methylnaphthalene
CAS Number: 91-57-6

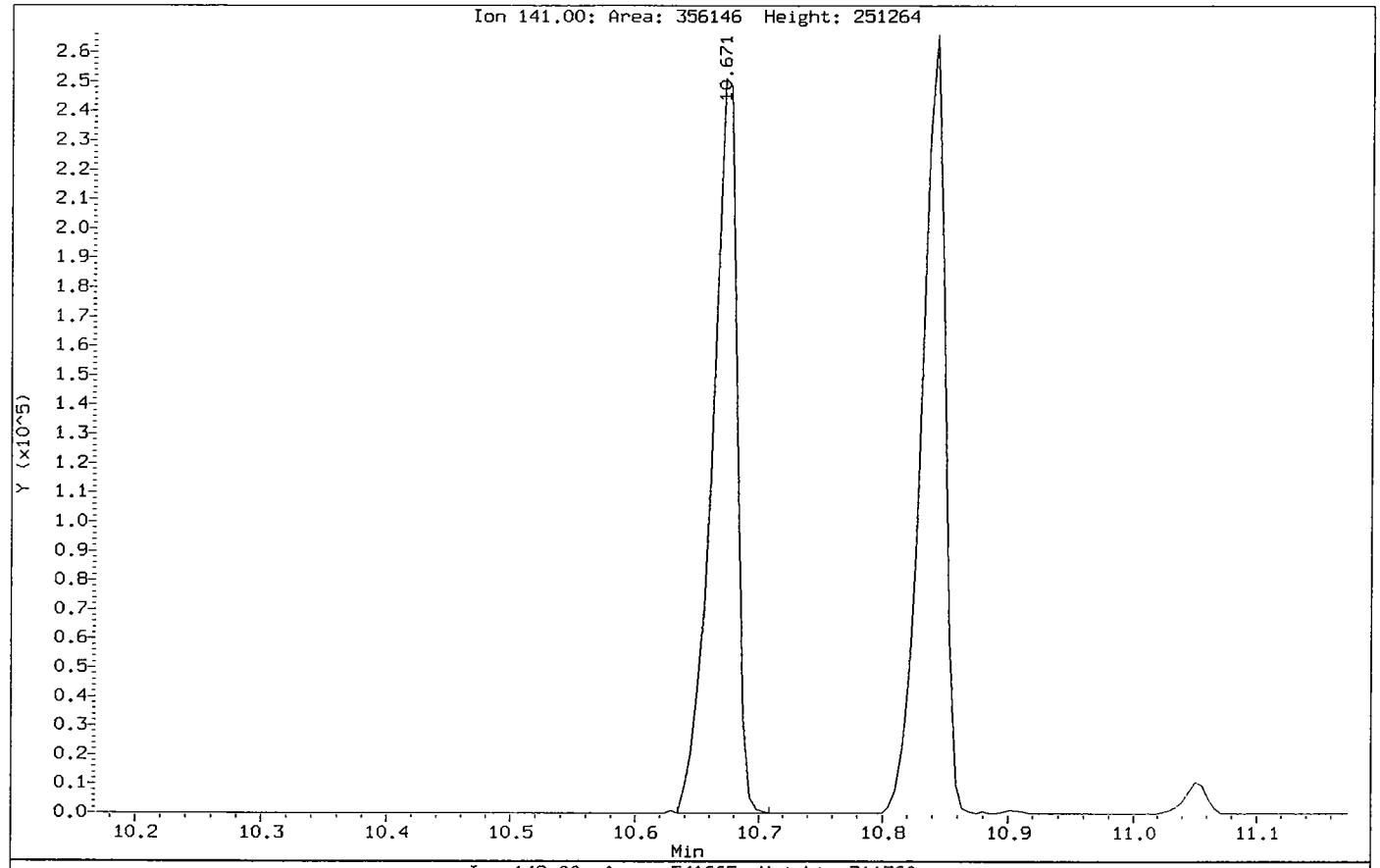

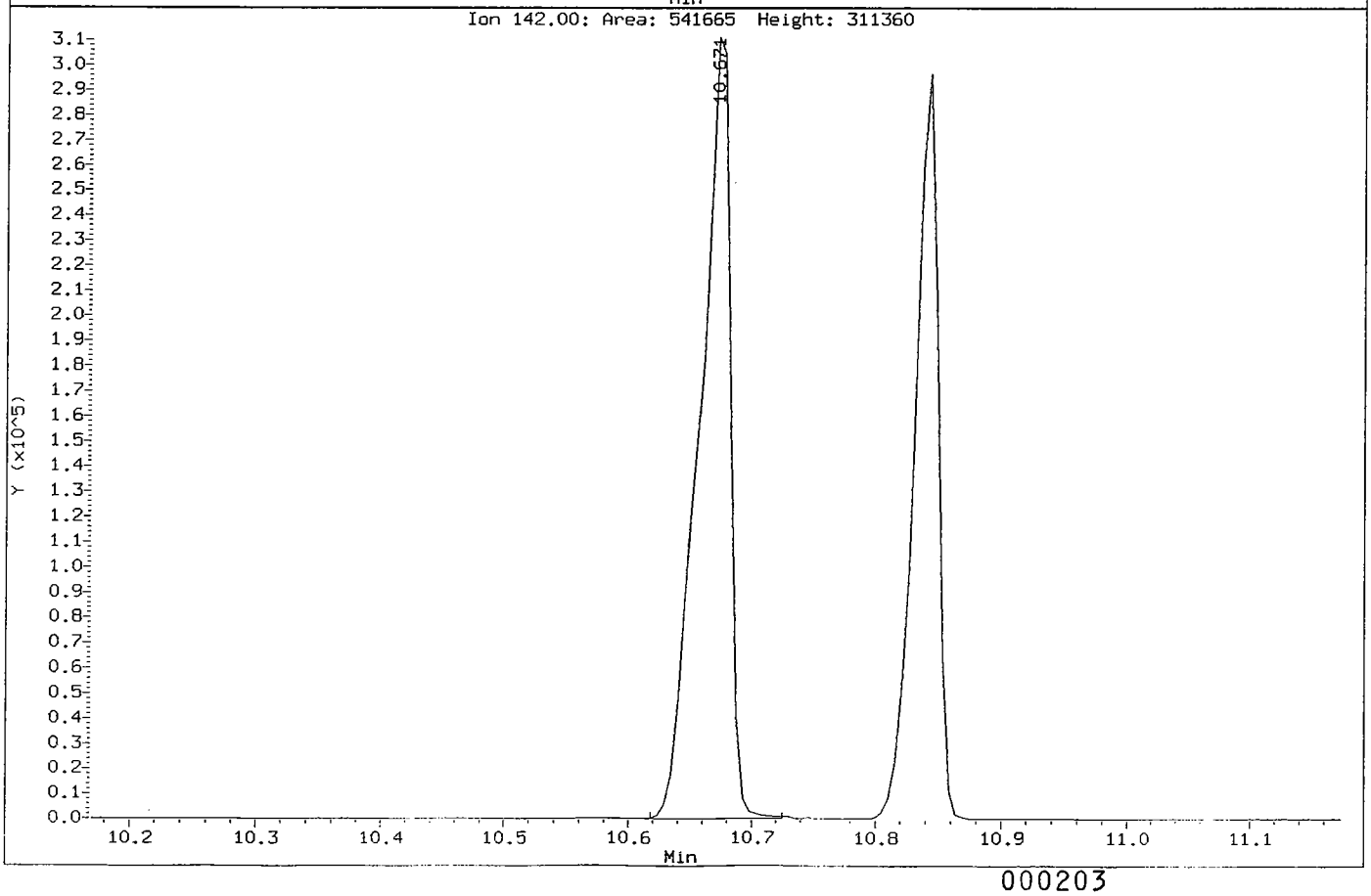

Analytical Resources Inc.
ABN by sw846 8270C
DDT Breakdown Report

Data file: /chem3/nt4.i/20050803.b/ddt.b/cc0803.d
Method: /chem3/nt4.i/20050803.b/ddt.b/sw846ddt.m
Analysis Date: 03-AUG-2005 16:03

ARI ID:
Misc:
Instrument: nt4.i

COMPOUND	RT	AREA
Pentachlorophenol	14.544	68513
Benzidine	16.932	28055
4,4'-DDE	----	----
4,4'-DDD	17.819	7507
4,4'-DDT	18.284	169546

LJK 8/4/05

$$\text{DDT Percent Breakdown} = \frac{(\text{DDE Area} + \text{DDD Area}) * 100}{(\text{DDE Area} + \text{DDD Area} + \text{DDT Area})}$$

$$\text{DDT Percent Breakdown} = \frac{(0 + 7507) * 100}{(0 + 7507 + 169546)}$$

DDT Percent Breakdown = 4.2 %

Data File: /chem3/nt4.i/20050803.b/ddt.b/cc0803.d
Injection Date: 03-AUG-2005 16:03
Instrument: nt4.i
Client Sample ID:

Compound: Pentachlorophenol
CAS Number: 87-86-5

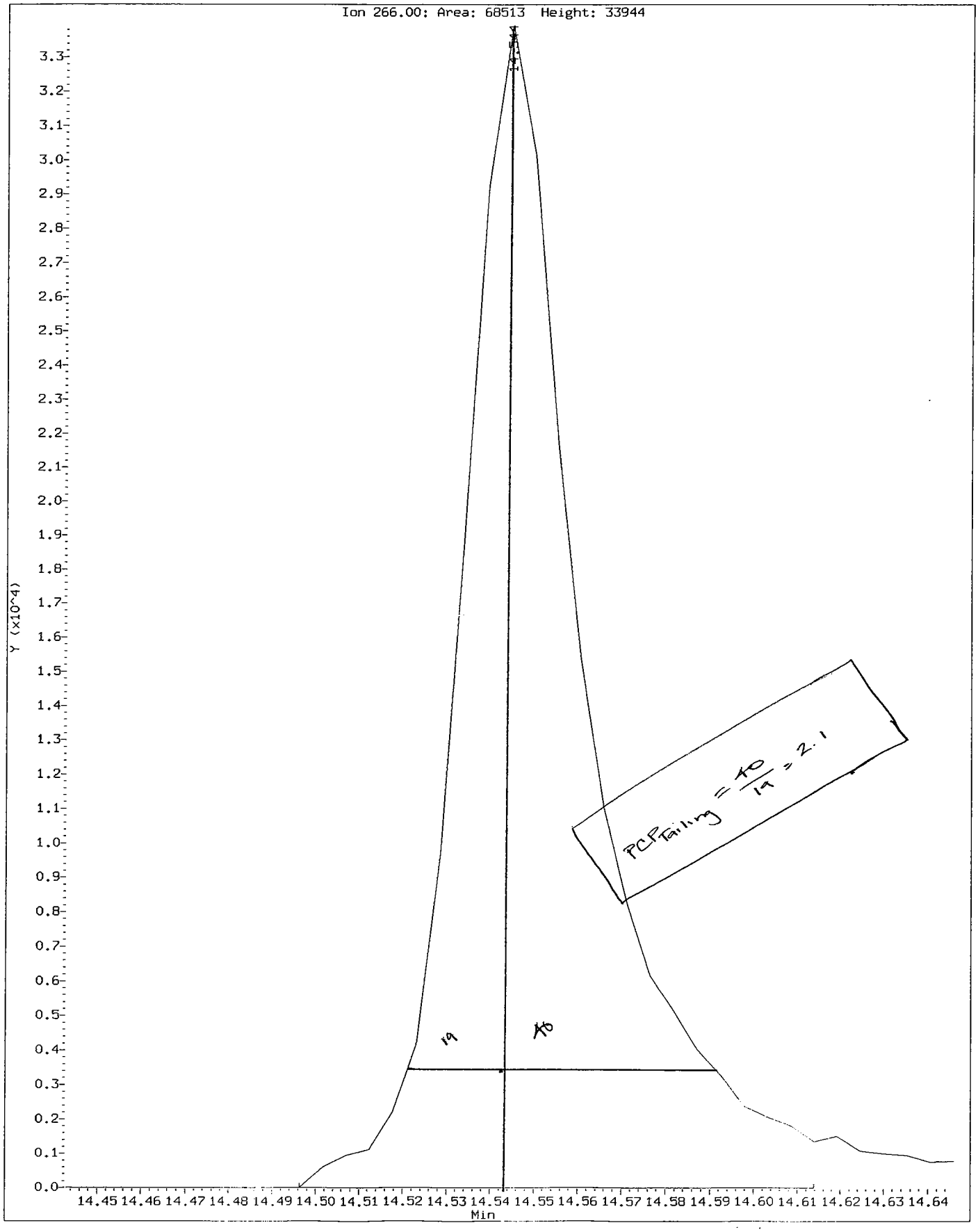

Data File: /chem3/nt4.i/20050803.b/ddt.b/cc0803.d
Injection Date: 03-AUG-2005 16:03
Instrument: nt4.i
Client Sample ID:

Compound: Benzidine
CAS Number:

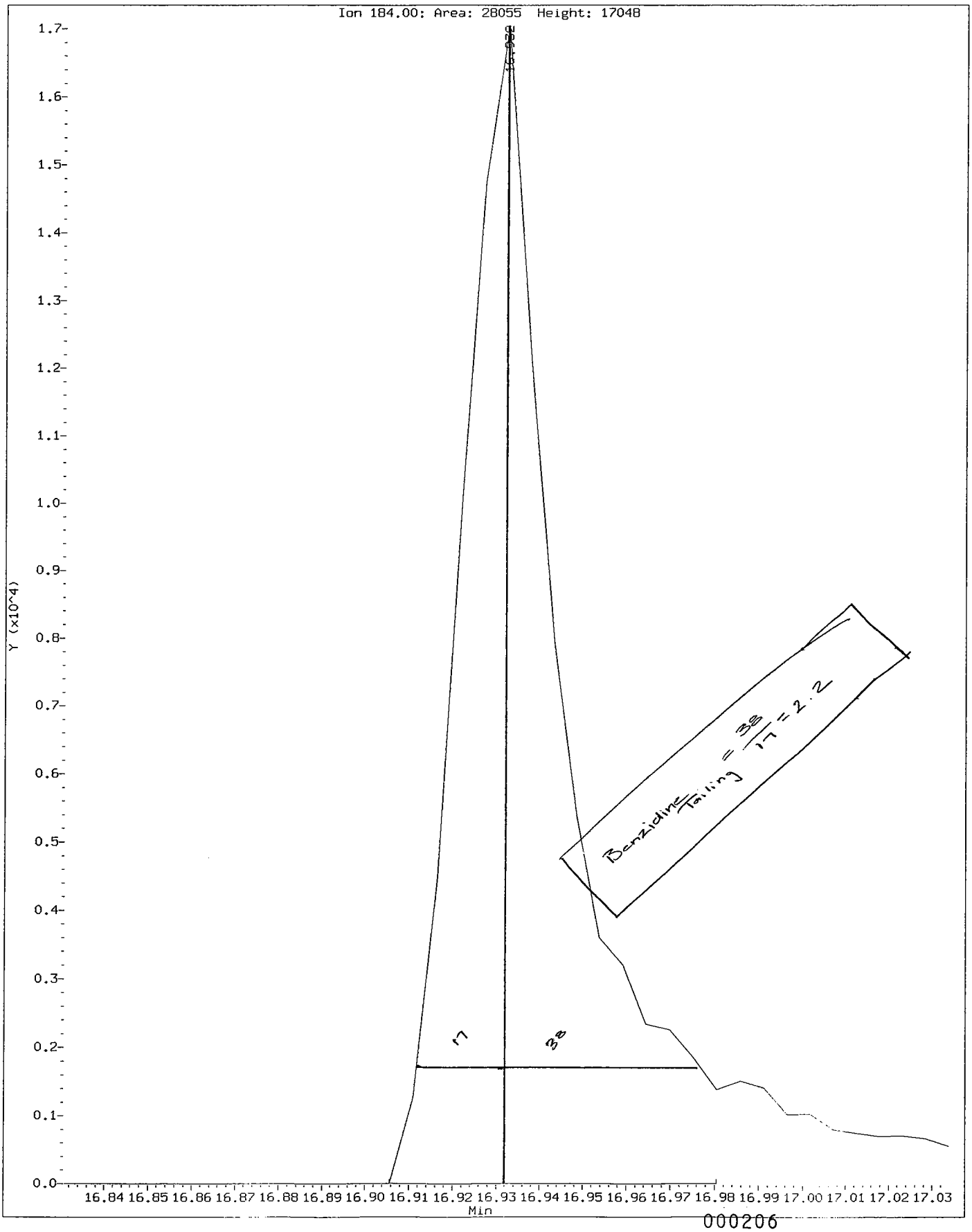

Semivolatile Organics Analysis
QC Raw Data

prepared
for

ANCHOR ENVIRONMENTAL

KC FORMER SCOTT MILL , 00010501/T2

ARI JOB NO. IH97

prepared
by

Analytical Resources, Inc.

Data File: /chem3/nt4.i/20050802.b/tune.b/0250802.d

Date : 02-AUG-2005 17:35

Client ID: DFTPP 0802

Instrument: nt4.i

Sample Info: ABN 25

Operator: VS

Column phase:

Column diameter: 2.00

1 dftpp

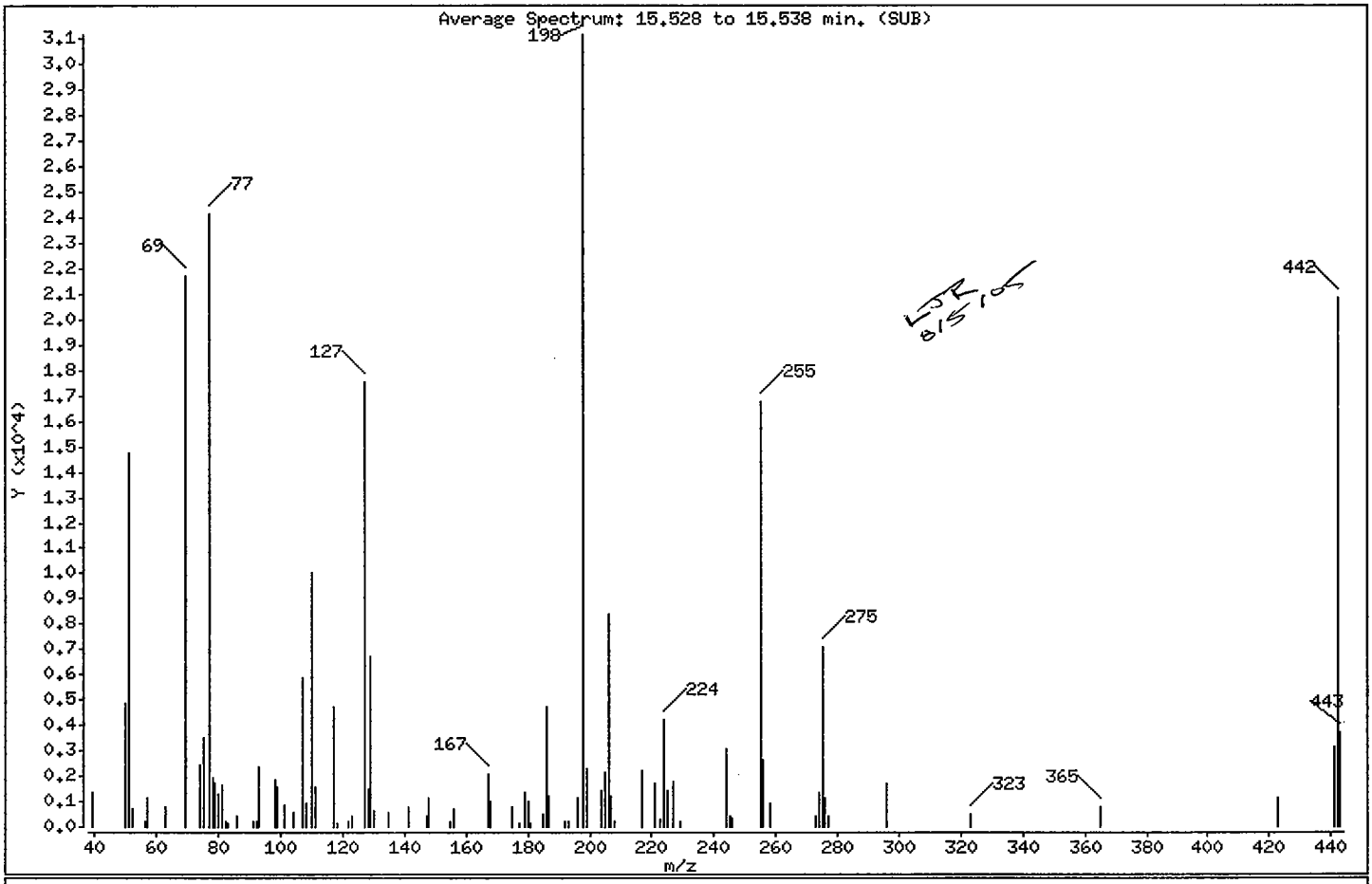

m/e	ION ABUNDANCE CRITERIA	% RELATIVE ABUNDANCE
198	Base Peak, 100% relative abundance	100.00
51	30.00 - 80.00% of mass 198	47.45
68	Less than 2.00% of mass 69	0.00 (0.00)
69	Mass 69 relative abundance	69.72
70	Less than 2.00% of mass 69	0.00 (0.00)
127	25.00 - 75.00% of mass 198	56.27
197	Less than 1.00% of mass 198	0.00
199	5.00 - 9.00% of mass 198	7.25
275	10.00 - 30.00% of mass 198	22.72
365	Greater than 0.75% of mass 198	2.59
441	Present, but less than mass 443	10.14
442	40.00 - 110.00% of mass 198	66.86
443	15.00 - 24.00% of mass 442	11.87 (17.75)

Data File: /chem3/nt4.i/20050802.b/tune.b/0250802.d

Date : 02-AUG-2005 17:35

Client ID: DFTPP 0802 Instrument: nt4.i

Sample Info: ABN 25

Operator: VS

Column phase: Column diameter: 2.00

Data File: 0250802.d

Spectrum: Average Spectrum: 15.528 to 15.538 min. (SUB)

Location of Maximum: 198.00

Number of points: 88

m/z	Y	m/z	Y	m/z	Y	m/z	Y
39.00	1363	101.00	834	177.00	169	229.00	183
50.00	4893	104.00	572	179.00	1369	244.00	3086
51.00	14791	107.00	5880	180.00	1036	245.00	395
52.00	751	108.00	965	181.00	168	246.00	381
56.00	186	110.00	10063	185.00	501	255.00	16768
57.00	1162	111.00	1610	186.00	4717	256.00	2683
63.00	772	117.00	4730	187.00	1225	258.00	937
69.00	21728	118.00	178	192.00	195	273.00	449
74.00	2411	122.00	206	193.00	223	274.00	1364
75.00	3492	123.00	401	196.00	1118	275.00	7083
77.00	24112	127.00	17536	198.00	31168	276.00	1156
78.00	1962	128.00	1489	199.00	2260	277.00	395
79.00	1748	129.00	6744	204.00	1448	296.00	1712
80.00	1320	130.00	632	205.00	2147	323.00	526
81.00	1622	135.00	553	206.00	8390	365.00	806
82.00	197	141.00	793	207.00	1249	423.00	1126
83.00	177	147.00	438	208.00	202	441.00	3162
86.00	437	148.00	1162	217.00	2245	442.00	20840
91.00	194	155.00	213	221.00	1700	443.00	3699
92.00	206	156.00	728	223.00	278		
93.00	2376	167.00	2106	224.00	4234		
98.00	1888	168.00	968	225.00	1432		
99.00	1549	175.00	774	227.00	1798		

Data File: /chem3/nt4.i/20050802.b/tune.b/0250802.d

Page 1

Date : 02-AUG-2005 17:35

Client ID: DFTPP 0802

Instrument: nt4.i

Sample Info: ABN 25

Operator: VS

Column phase:

Column diameter: 2.00

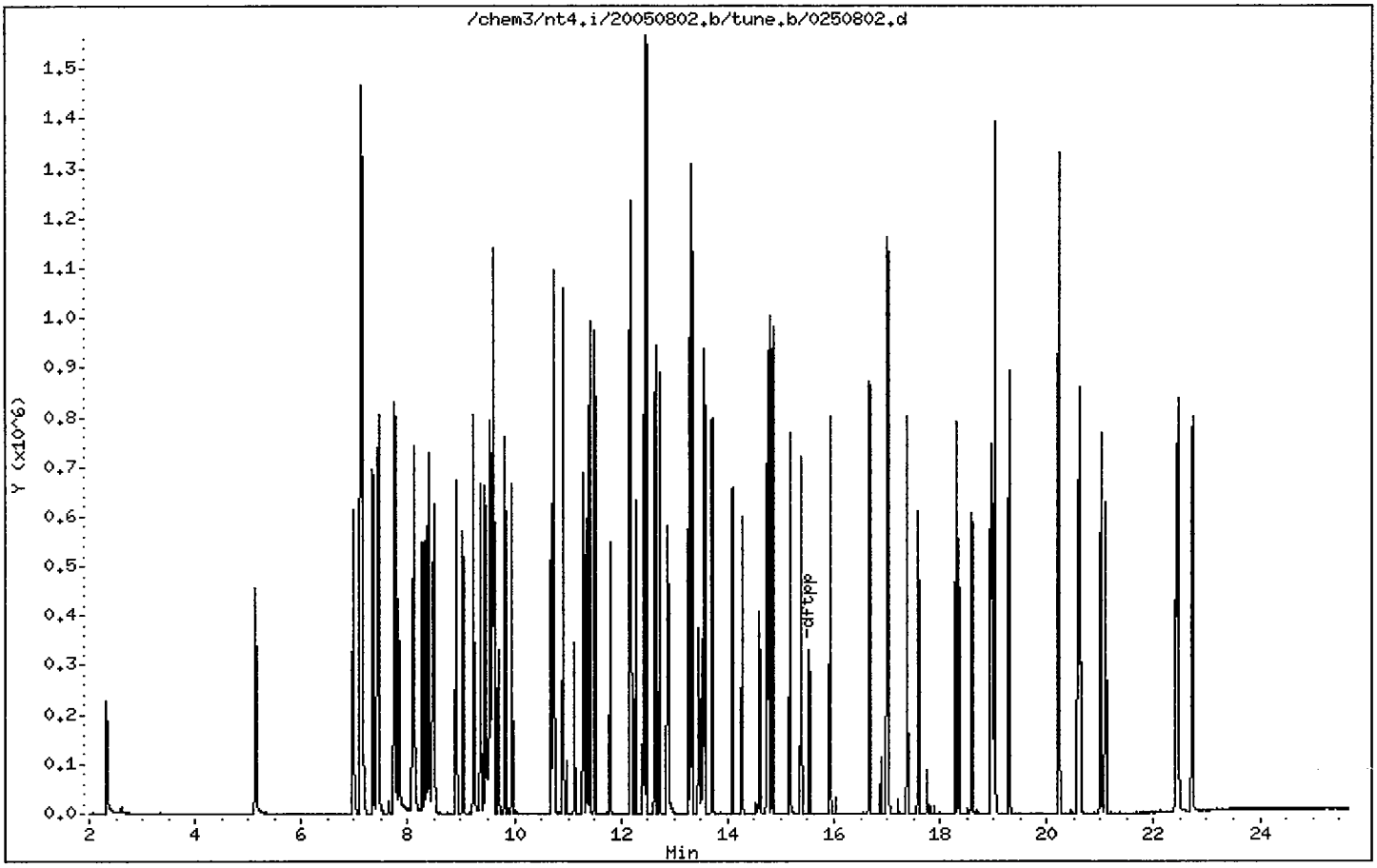

Data File: /chem3/nt4.i/20050802a.b/tune.b/cc0802.d

Date : 02-AUG-2005 21:28

Client ID:

Instrument: nt4.i

Sample Info: ABN 25

Operator: pk

Column phase:

Column diameter: 2.00

1 dftpp

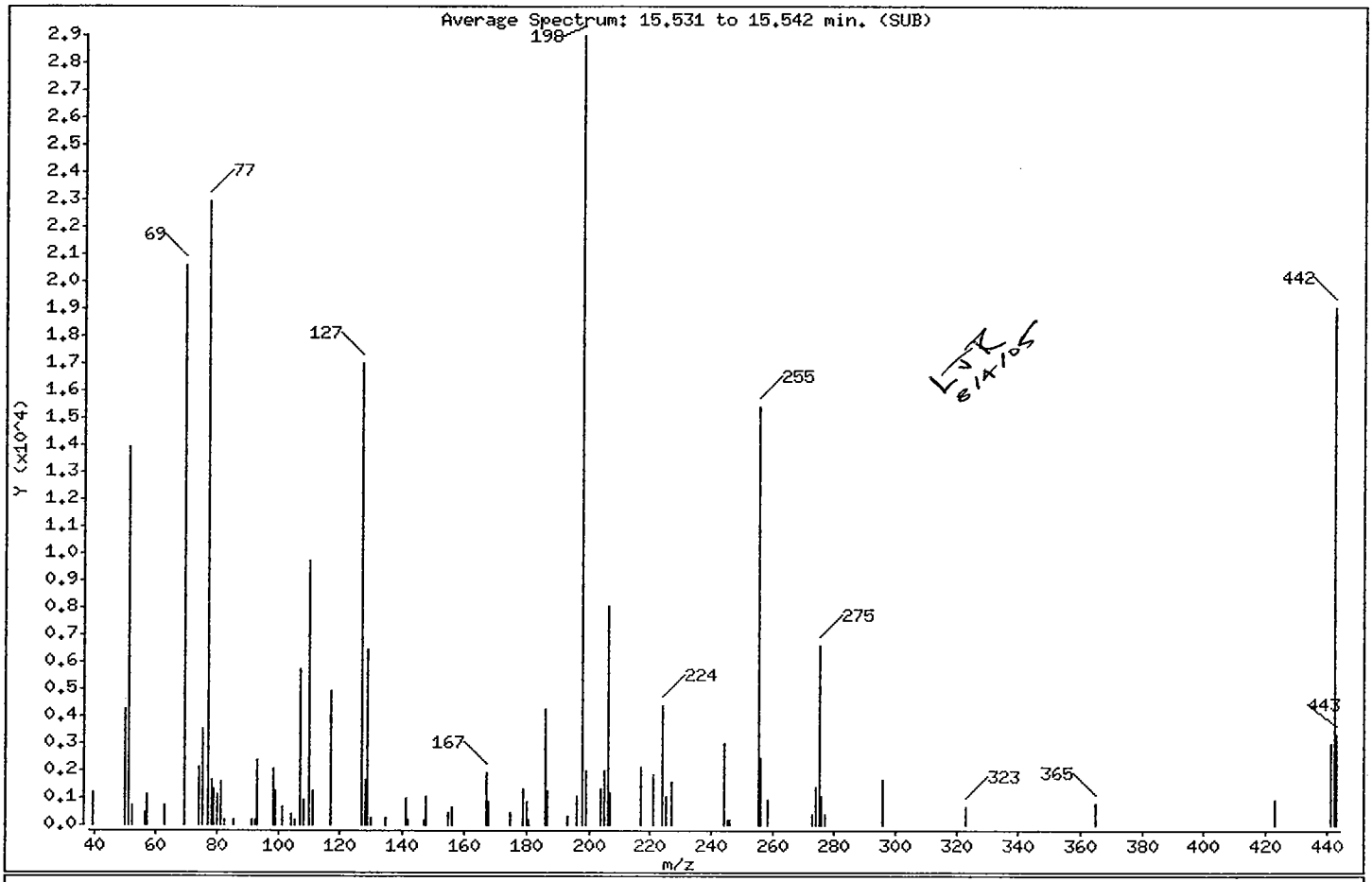

m/e	ION ABUNDANCE CRITERIA	% RELATIVE ABUNDANCE
198	Base Peak, 100% relative abundance	100.00
51	30.00 - 80.00% of mass 198	48.15
68	Less than 2.00% of mass 69	0.00 (0.00)
69	Mass 69 relative abundance	71.12
70	Less than 2.00% of mass 69	0.00 (0.00)
127	25.00 - 75.00% of mass 198	58.67
197	Less than 1.00% of mass 198	0.00
199	5.00 - 9.00% of mass 198	6.80
275	10.00 - 30.00% of mass 198	22.76
365	Greater than 0.75% of mass 198	2.65
441	Present, but less than mass 443	10.37
442	40.00 - 110.00% of mass 198	65.87
443	15.00 - 24.00% of mass 442	11.59 (17.59)

Data File: /chem3/nt4.i/20050802a.b/tune.b/cc0802.d

Date : 02-AUG-2005 21:28

Client ID:

Instrument: nt4.i

Sample Info: ABN 25

Operator: pk

Column phase:

Column diameter: 2.00

Data File: cc0802.d

Spectrum: Average Spectrum: 15.531 to 15.542 min. (SUB)

Location of Maximum: 198.00

Number of points: 80

m/z	Y	m/z	Y	m/z	Y	m/z	Y
39.00	1222	99.00	1296	168.00	843	245.00	212
50.00	4274	101.00	687	175.00	464	246.00	197
51.00	13980	104.00	410	179.00	1327	255.00	15443
52.00	748	105.00	177	180.00	882	256.00	2474
56.00	439	107.00	5720	181.00	185	258.00	906
57.00	1130	108.00	966	186.00	4298	273.00	422
63.00	730	110.00	9718	187.00	1290	274.00	1413
69.00	20648	111.00	1266	193.00	361	275.00	6613
74.00	2158	117.00	4961	196.00	1052	276.00	1049
75.00	3509	127.00	17032	198.00	29032	277.00	404
77.00	22952	128.00	1637	199.00	1975	296.00	1648
78.00	1647	129.00	6501	204.00	1332	323.00	658
79.00	1348	130.00	234	205.00	1977	365.00	770
80.00	1133	135.00	255	206.00	8067	423.00	941
81.00	1627	141.00	968	207.00	1188	441.00	3012
82.00	230	142.00	197	217.00	2140	442.00	19120
85.00	190	147.00	196	221.00	1865	443.00	3365
91.00	183	148.00	1057	224.00	4380		
92.00	194	155.00	476	225.00	1100		
93.00	2375	156.00	640	227.00	1635		
98.00	2096	167.00	1910	244.00	2972		

Data File: /chem3/nt4.i/20050802a.b/tune.b/cc0802.d

Date : 02-AUG-2005 21:28

Client ID:

Instrument: nt4.i

Sample Info: ABN 25

Operator: pk

Column phase:

Column diameter: 2.00

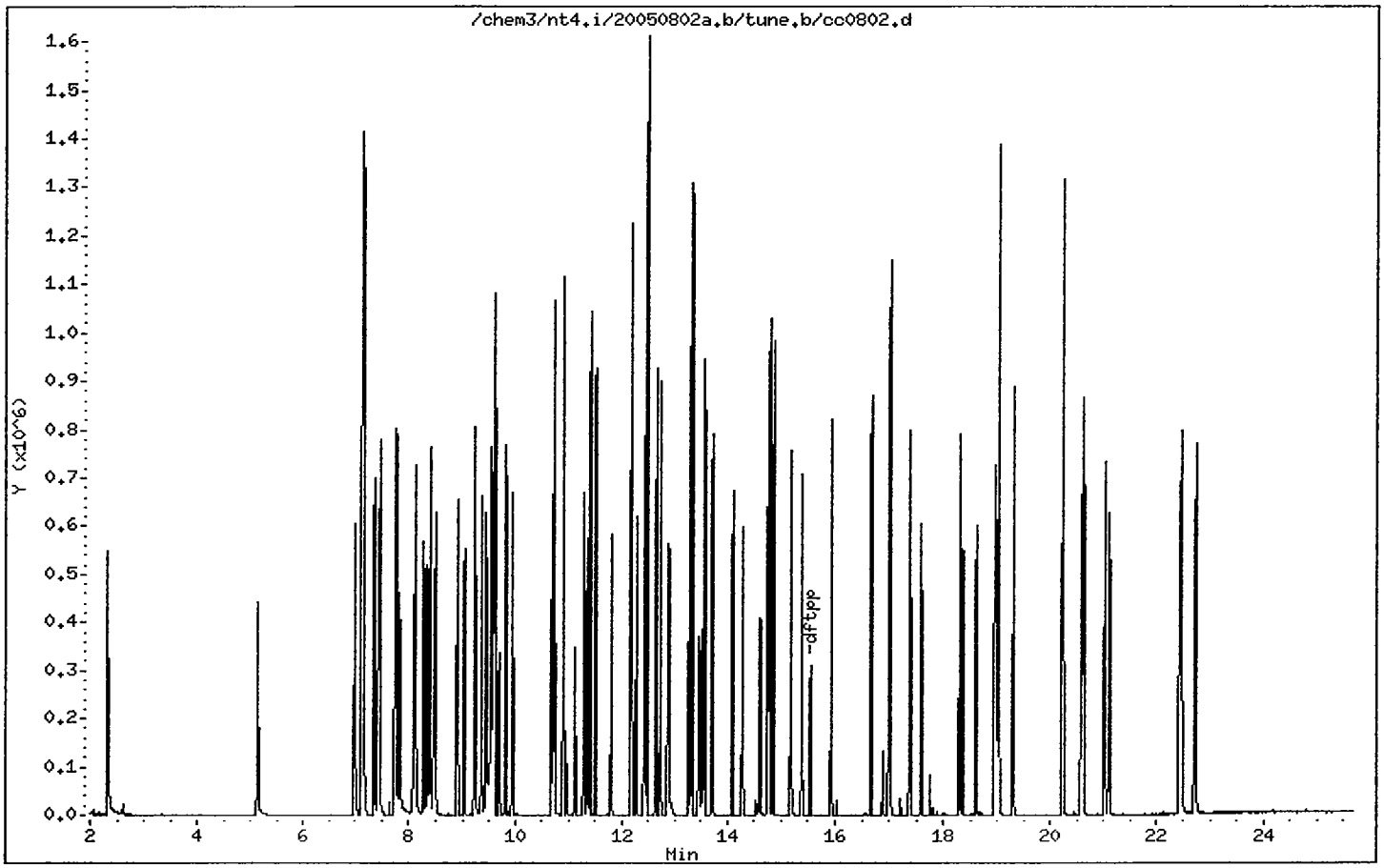

Data File: /chem3/nt4.i/20050803.b/tune.b/cc0803.d

Date : 03-AUG-2005 16:03

Client ID:

Instrument: nt4.i

Sample Info: ABN 25

Operator: pk

Column phase:

Column diameter: 2.00

1 dftpp

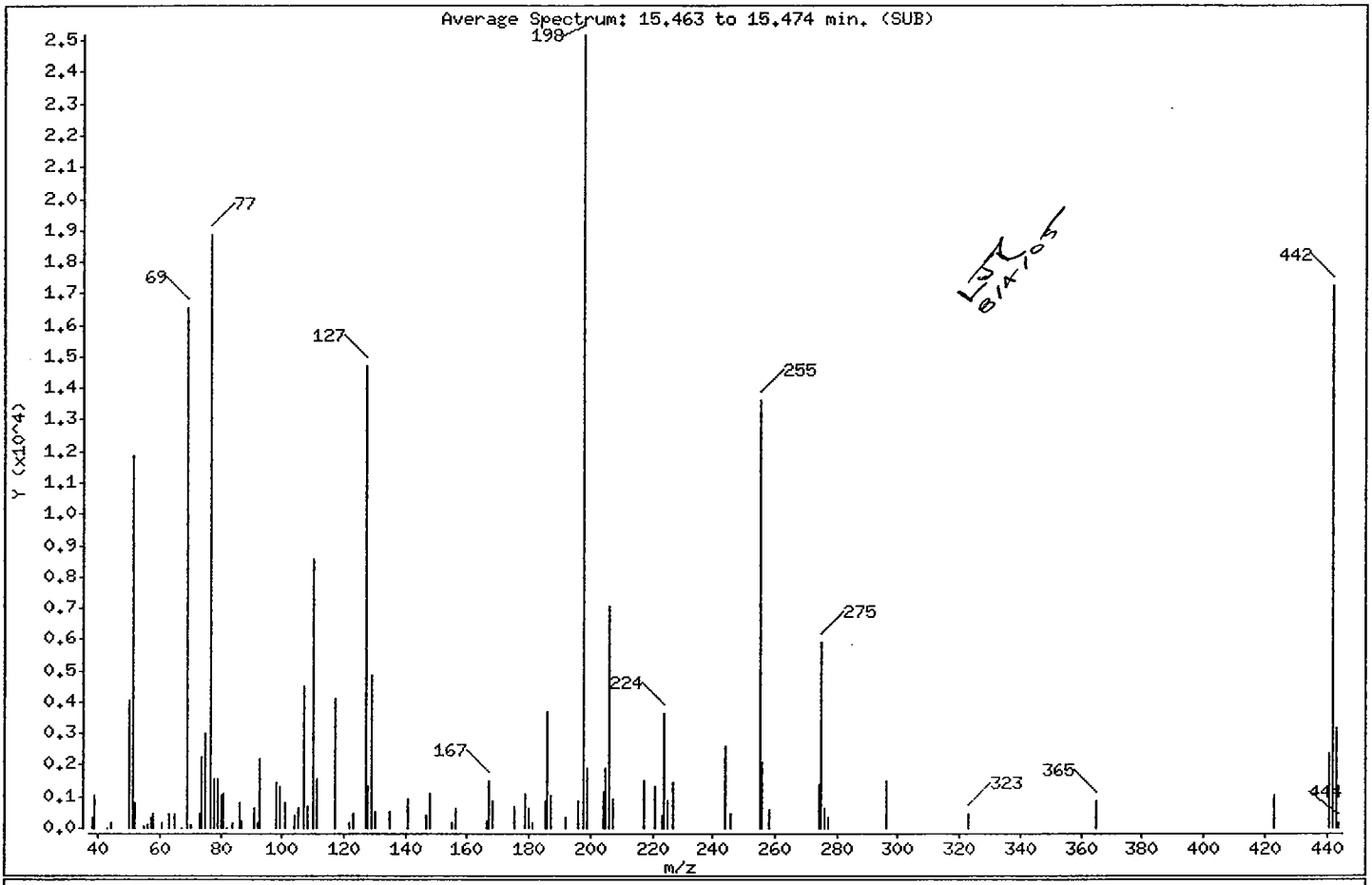

m/e	ION ABUNDANCE CRITERIA	% RELATIVE ABUNDANCE
198	Base Peak, 100% relative abundance	100.00
51	30.00 - 80.00% of mass 198	47.11
68	Less than 2.00% of mass 69	0.00 (0.00)
69	Mass 69 relative abundance	65.83
70	Less than 2.00% of mass 69	0.41 (0.62)
127	25.00 - 75.00% of mass 198	58.44
197	Less than 1.00% of mass 198	0.00
199	5.00 - 9.00% of mass 198	7.50
275	10.00 - 30.00% of mass 198	23.35
365	Greater than 0.75% of mass 198	3.47
441	Present, but less than mass 443	9.48
442	40.00 - 110.00% of mass 198	68.62
443	15.00 - 24.00% of mass 442	12.74 (18.57)

Data File: /chem3/nt4.i/20050803.b/tune.b/cc0803.d

Date : 03-AUG-2005 16:03

Client ID:

Instrument: nt4.i

Sample Info: ABN 25

Operator: pk

Column phase:

Column diameter: 2.00

Data File: cc0803.d

Spectrum: Average Spectrum: 15.463 to 15.474 min. (SUB)

Location of Maximum: 198.00

Number of points: 95

m/z	Y	m/z	Y	m/z	Y	m/z	Y
38.00	376	81.00	1124	135.00	540	217.00	1482
39.00	1063	82.00	21	141.00	917	221.00	1307
43.00	23	84.00	173	147.00	409	223.00	407
44.00	163	86.00	810	148.00	1097	224.00	3652
50.00	4055	87.00	206	155.00	192	225.00	873
51.00	11866	91.00	663	156.00	613	227.00	1421
52.00	815	92.00	194	166.00	228	244.00	2623
55.00	62	93.00	2217	167.00	1532	246.00	482
56.00	126	98.00	1452	168.00	877	255.00	13624
57.00	359	99.00	1309	175.00	667	256.00	2098
58.00	442	101.00	797	179.00	1120	258.00	595
61.00	179	104.00	424	180.00	641	274.00	1388
63.00	440	105.00	641	181.00	169	275.00	5882
65.00	471	107.00	4536	185.00	868	276.00	647
67.00	11	108.00	704	186.00	3728	277.00	376
69.00	16576	110.00	8573	187.00	1067	296.00	1524
70.00	103	111.00	1535	192.00	372	323.00	442
73.00	445	117.00	4092	196.00	874	365.00	875
74.00	2231	122.00	172	198.00	25184	423.00	1037
75.00	3026	123.00	486	199.00	1888	441.00	2388
77.00	18848	127.00	14721	204.00	1147	442.00	17280
78.00	1590	128.00	1345	205.00	1918	443.00	3210
79.00	1553	129.00	4885	206.00	7044	444.00	176
80.00	1026	130.00	513	207.00	920		

Data File: /chem3/nt4.i/20050803.b/tune.b/cc0803.d

Date : 03-AUG-2005 16:03

Client ID:

Instrument: nt4.i

Sample Info: ABN 25

Operator: pk

Column phase:

Column diameter: 2.00

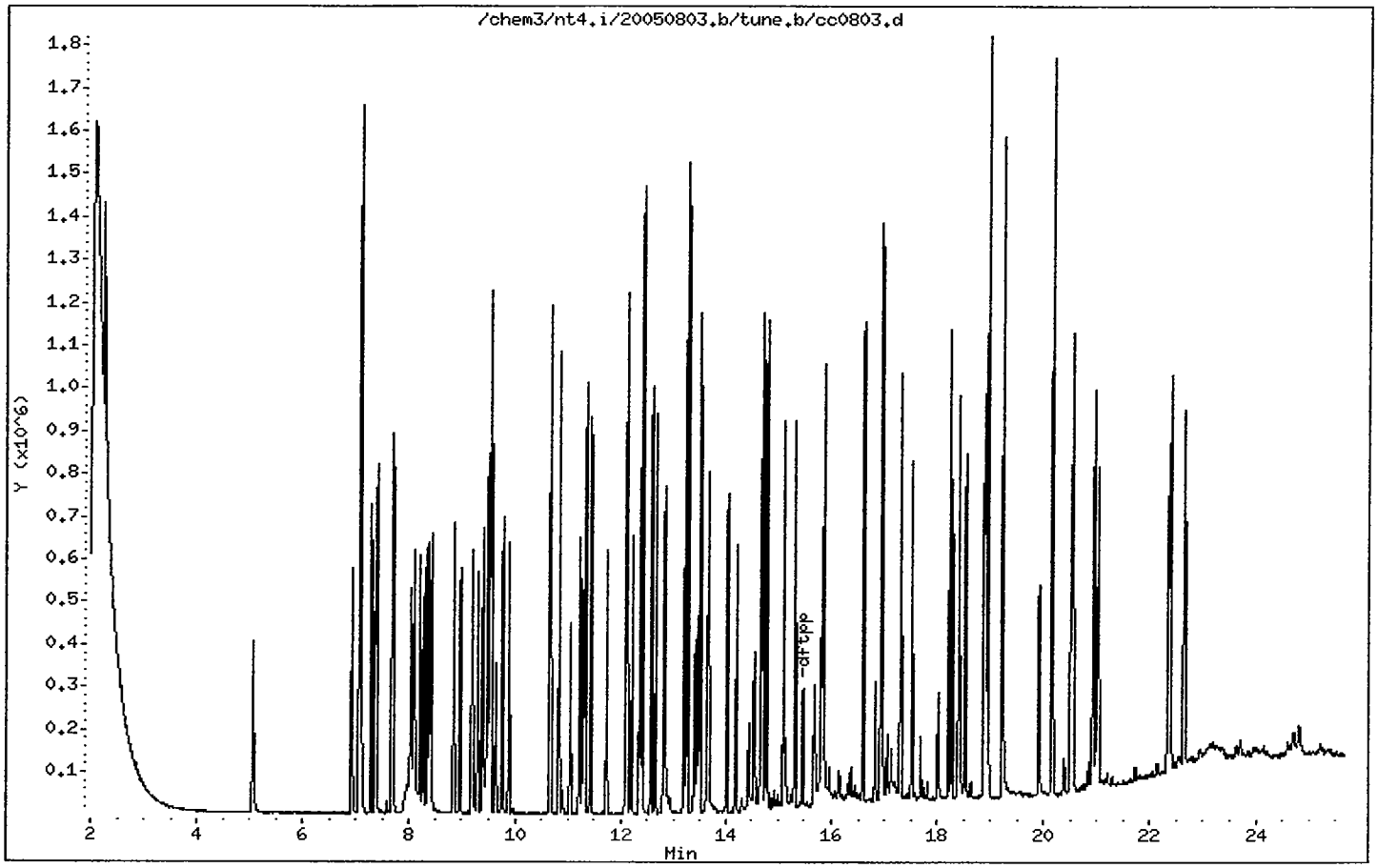

ANALYTICAL RESOURCES INCORPORATED

ORGANICS ANALYSIS DATA SHEET
PSDDA Semivolatiles by SW8270D GC/MS **Sample ID: MB-072805**
Page 1 of 1 **METHOD BLANK**

Lab Sample ID: MB-072805
LIMS ID: 05-12286
Matrix: Sediment
Data Release Authorized:
Reported: 08/04/05

QC Report No: IH97-Anchor Environmental
Project: KC ANACORTES FORMER SCOTT MILL 00010501 T2
Date Sampled: NA
Date Received: NA

Date Extracted: 07/28/05
Date Analyzed: 08/02/05 23:08
Instrument/Analyst: NT4/LJR
GPC Cleanup: Yes

Sample Amount: 50.0 g
Final Extract Volume: 1.0 mL
Dilution Factor: 1.00
Percent Moisture: NA
pH: NA

CAS Number	Analyte	RL	Result
106-44-5	4-Methylphenol	20	< 20 U
117-81-7	bis(2-Ethylhexyl)phthalate	20	< 20 U

Reported in µg/kg (ppb)

Semivolatile Surrogate Recovery

d5-Nitrobenzene	58.8%	2-Fluorobiphenyl	60.8%
d14-p-Terphenyl	68.0%	d4-1,2-Dichlorobenzene	59.2%
d5-Phenol	59.2%	2-Fluorophenol	58.9%
2,4,6-Tribromophenol	62.9%	d4-2-Chlorophenol	60.0%

Analytical Resources, Inc.

Semivolatile Report SW846 Method 8270C

Data file : /chem3/nt4.i/20050802a.b/ih97mb.d
Lab Smp Id: IH97MBS1 Client Smp ID: IH97MBS1
Inj Date : 02-AUG-2005 23:08
Operator : VS Inst ID: nt4.i
Smp Info : IH97MBS1
Misc Info : 05-12286
Comment : 1ul Injection
Method : /chem3/nt4.i/20050802a.b/SW846.m
Meth Date : 03-Aug-2005 16:32 jeff Quant Type: ISTD
Cal Date : 02-AUG-2005 20:22 Cal File: 0100802.d
Als bottle: 12 QC Sample: BLANK
Dil Factor: 1.00000
Integrator: HP RTE Compound Sublist: PSDDAMBLCS.sub
Target Version: 3.50

Concentration Formula: Amt * DF * Vt/(Ws * (100 - M)/100) * CpndVariable

Name	Value	Description
DF	1.00000	Dilution Factor
Vt	1000.00000	Volume of final extract (uL)
Ws	50.00000	Weight of sample extracted (g)
M	0.00000	% Moisture

Cpnd Variable Local Compound Variable

	Compounds	QUANT SIG MASS	RT	EXP RT	REL RT	RESPONSE	CONCENTRATIONS ON-COLUMN (ug/mL)	CONCENTRATIONS FINAL (ug/kg)
$ 1	2-Fluorophenol	112	5.178	5.135	(0.697)	188966	22.1120	442.2
$ 2	Phenol-d5	99	7.112	7.112	(0.958)	245560	22.1747	443.5
3	Phenol	94	Compound Not Detected.					
$ 5	2-Chlorophenol-d4	132	7.117	7.117	(0.958)	199240	22.5386	450.8
4	Bis(2-Chloroethyl)ether	93	Compound Not Detected.					
6	2-Chlorophenol	128	Compound Not Detected.					
7	1,3-Dichlorobenzene	146	Compound Not Detected.					
* 8	1,4-Dichlorobenzene-d4	152	7.427	7.427	(1.000)	122114	20.0000	
9	1,4-Dichlorobenzene	146	Compound Not Detected.					
$ 10	1,2-Dichlorobenzene-d4	152	7.748	7.753	(1.043)	82695	14.7864	295.7
12	1,2-Dichlorobenzene	146	Compound Not Detected.					
11	Benzyl alcohol	108	Compound Not Detected.					
14	2,2'-oxybis(1-Chloropropane)	45	Compound Not Detected.					
13	2-Methylphenol	108	Compound Not Detected.					
17	Hexachloroethane	117	Compound Not Detected.					

	Compounds	QUANT SIG MASS	RT	EXP RT	REL RT	RESPONSE	CONCENTRATIONS ON-COLUMN (ug/mL)	FINAL (ug/kg)
16	N-Nitroso-di-n-propylamine	70	Compound Not Detected.					
15	4-Methylphenol	108	Compound Not Detected.					
$ 18	Nitrobenzene-d5	82	8.458	8.469	(0.883)	182262	14.7420	294.8
19	Nitrobenzene	77	Compound Not Detected.					
20	Isophorone	82	Compound Not Detected.					
21	2-Nitrophenol	139	Compound Not Detected.					
22	2,4-Dimethylphenol	107	Compound Not Detected.					
23	Bis(2-Chloroethoxy)methane	93	Compound Not Detected.					
24	Benzoic acid	105	Compound Not Detected.					
25	2,4-Dichlorophenol	162	Compound Not Detected.					
26	1,2,4-Trichlorobenzene	180	Compound Not Detected.					
* 27	Naphthalene-d8	136	9.575	9.585	(1.000)	461893	20.0000	
28	Naphthalene	128	Compound Not Detected.					
29	4-Chloroaniline	127	Compound Not Detected.					
30	Hexachlorobutadiene	225	Compound Not Detected.					
31	4-Chloro-3-methylphenol	107	Compound Not Detected.					
32	2-Methylnaphthalene	141	Compound Not Detected.					
33	Hexachlorocyclopentadiene	237	Compound Not Detected.					
34	2,4,6-Trichlorophenol	196	Compound Not Detected.					
35	2,4,5-Trichlorophenol	196	Compound Not Detected.					
$ 36	2-Fluorobiphenyl	172	11.407	11.412	(0.918)	246927	15.1775	303.5
37	2-Chloronaphthalene	162	Compound Not Detected.					
38	2-Nitroaniline	65	Compound Not Detected.					
39	Dimethylphthalate	163	Compound Not Detected.					
40	Acenaphthylene	152	Compound Not Detected.					
41	2,6-Dinitrotoluene	165	Compound Not Detected.					
* 42	Acenaphthene-d10	164	12.422	12.427	(1.000)	249319	20.0000	
43	3-Nitroaniline	138	Compound Not Detected.					
44	Acenaphthene	153	Compound Not Detected.					
45	2,4-Dinitrophenol	184	Compound Not Detected.					
46	Dibenzofuran	168	Compound Not Detected.					
47	4-Nitrophenol	109	Compound Not Detected.					
48	2,4-Dinitrotoluene	165	Compound Not Detected.					
50	Diethylphthalate	149	Compound Not Detected.					
49	Fluorene	166	Compound Not Detected.					
51	4-Chlorophenyl-phenylether	204	Compound Not Detected.					
52	4-Nitroaniline	138	Compound Not Detected.					
53	4,6-Dinitro-2-methylphenol	198	Compound Not Detected.					
54	N-Nitrosodiphenylamine	169	Compound Not Detected.					
$ 55	2,4,6-Tribromophenol	330	13.699	13.709	(1.103)	37642	23.5661	471.3
56	4-Bromophenyl-phenylether	248	Compound Not Detected.					
57	Hexachlorobenzene	284	Compound Not Detected.					
58	Pentachlorophenol	266	Compound Not Detected.					
* 59	Phenanthrene-d10	188	14.740	14.746	(1.000)	375065	20.0000	
60	Phenanthrene	178	Compound Not Detected.					
61	Anthracene	178	Compound Not Detected.					
62	Carbazole	167	Compound Not Detected.					

	Compounds	QUANT SIG MASS	RT	EXP RT	REL RT	RESPONSE	CONCENTRATIONS ON-COLUMN (ug/mL)	CONCENTRATIONS FINAL (ug/kg)
63	Di-n-butylphthalate	149	Compound Not Detected.					
64	Fluoranthene	202	Compound Not Detected.					
65	Pyrene	202	Compound Not Detected.					
$ 66	Terphenyl-d14	244	17.379	17.385	(0.916)	215792	16.9661	339.3
67	Butylbenzylphthalate	149	Compound Not Detected.					
68	Benzo(a)anthracene	228	Compound Not Detected.					
* 69	Chrysene-d12	240	18.971	18.982	(1.000)	272862	20.0000	
70	3,3'-Dichlorobenzidine	252	Compound Not Detected.					
71	Chrysene	228	Compound Not Detected.					
72	bis(2-Ethylhexyl)phthalate	149	Compound Not Detected.					
* 134	Di-n-octylphthalate-d4	153	20.216	20.227	(1.000)	479676	20.0000	
73	Di-n-octylphthalate	149	Compound Not Detected.					
74	Benzo(b)fluoranthene	252	Compound Not Detected.					
75	Benzo(k)fluoranthene	252	Compound Not Detected.					
76	Benzo(a)pyrene	252	Compound Not Detected.					
* 77	Perylene-d12	264	21.092	21.103	(1.000)	263238	20.0000	
78	Indeno(1,2,3-cd)pyrene	276	Compound Not Detected.					
79	Dibenzo(a,h)anthracene	278	Compound Not Detected.					
80	Benzo(g,h,i)perylene	276	Compound Not Detected.					

Analytical Resources, Inc.

INTERNAL STANDARD COMPOUNDS
AREA AND RT SUMMARY

Instrument ID: nt4.i
Lab File ID: ih97mb.d
Lab Smp Id: IH97MBS1
Analysis Type: SV
Quant Type: ISTD
Operator: VS
Method File: /chem3/nt4.i/20050802a.b/SW846.m
Misc Info: 05-12286

Calibration Date: 02-AUG-2005
Calibration Time: 21:28
Client Smp ID: IH97MBS1
Level: LOW
Sample Type: Solid

		AREA LIMIT			
COMPOUND	STANDARD	LOWER	UPPER	SAMPLE	%DIFF
8 1,4-Dichlorobenze	121607	60804	243214	122114	0.42
27 Naphthalene-d8	430121	215060	860242	461893	7.39
42 Acenaphthene-d10	229587	114794	459174	249319	8.59
59 Phenanthrene-d10	343054	171527	686108	375065	9.33
69 Chrysene-d12	260573	130286	521146	272862	4.72
134 Di-n-octylphthala	469301	234650	938602	479676	2.21
77 Perylene-d12	283780	141890	567560	263238	-7.24

		RT LIMIT			
COMPOUND	STANDARD	LOWER	UPPER	SAMPLE	%DIFF
8 1,4-Dichlorobenze	7.43	6.93	7.93	7.43	0.00
27 Naphthalene-d8	9.59	9.09	10.09	9.57	-0.11
42 Acenaphthene-d10	12.43	11.93	12.93	12.42	-0.04
59 Phenanthrene-d10	14.75	14.25	15.25	14.74	-0.04
69 Chrysene-d12	18.98	18.48	19.48	18.97	-0.06
134 Di-n-octylphthala	20.23	19.73	20.73	20.22	-0.05
77 Perylene-d12	21.10	20.60	21.60	21.09	-0.05

AREA UPPER LIMIT = +100% of internal standard area.
AREA LOWER LIMIT = - 50% of internal standard area.
RT UPPER LIMIT = + 0.50 minutes of internal standard RT.
RT LOWER LIMIT = - 0.50 minutes of internal standard RT.

Analytical Resources, Inc.

RECOVERY REPORT

Client Name: ANCHOR
Sample Matrix: SOLID
Lab Smp Id: IH97MBS1
Level: LOW
Data Type: MS DATA
SpikeList File: tclp.spk
Sublist File: PSDDAMBLCS.sub
Method File: /chem3/nt4.i/20050802a.b/SW846.m
Misc Info: 05-12286

Client SDG: IH97
Fraction: SV
Client Smp ID: IH97MBS1
Operator: VS
SampleType: BLANK
Quant Type: ISTD

	SURROGATE COMPOUND	CONC ADDED ug/kg	CONC RECOVERED ug/kg	% RECOVERED	LIMITS
$ 1	2-Fluorophenol	750.0	442.2	58.97	36-100
$ 2	Phenol-d5	750.0	443.5	59.13	45-91
$ 5	2-Chlorophenol-d4	750.0	450.8	60.10	46-89
$ 10	1,2-Dichlorobenzen	500.0	295.7	59.15	41-86
$ 18	Nitrobenzene-d5	500.0	294.8	58.97	39-93
$ 36	2-Fluorobiphenyl	500.0	303.5	60.71	40-95
$ 55	2,4,6-Tribromophen	750.0	471.3	62.84	34-110
$ 66	Terphenyl-d14	500.0	339.3	67.86	46-116

Data File: /chem3/nt4.i/20050802a.b/ih97mb.d
Date : 02-AUG-2005 23:08
Client ID: IH97MBS1
Sample Info: IH97MBS1
Volume Injected (uL): 1.0
Column phase: RTX-5

Instrument: nt4.i
Operator: VS
Column diameter: 0.32

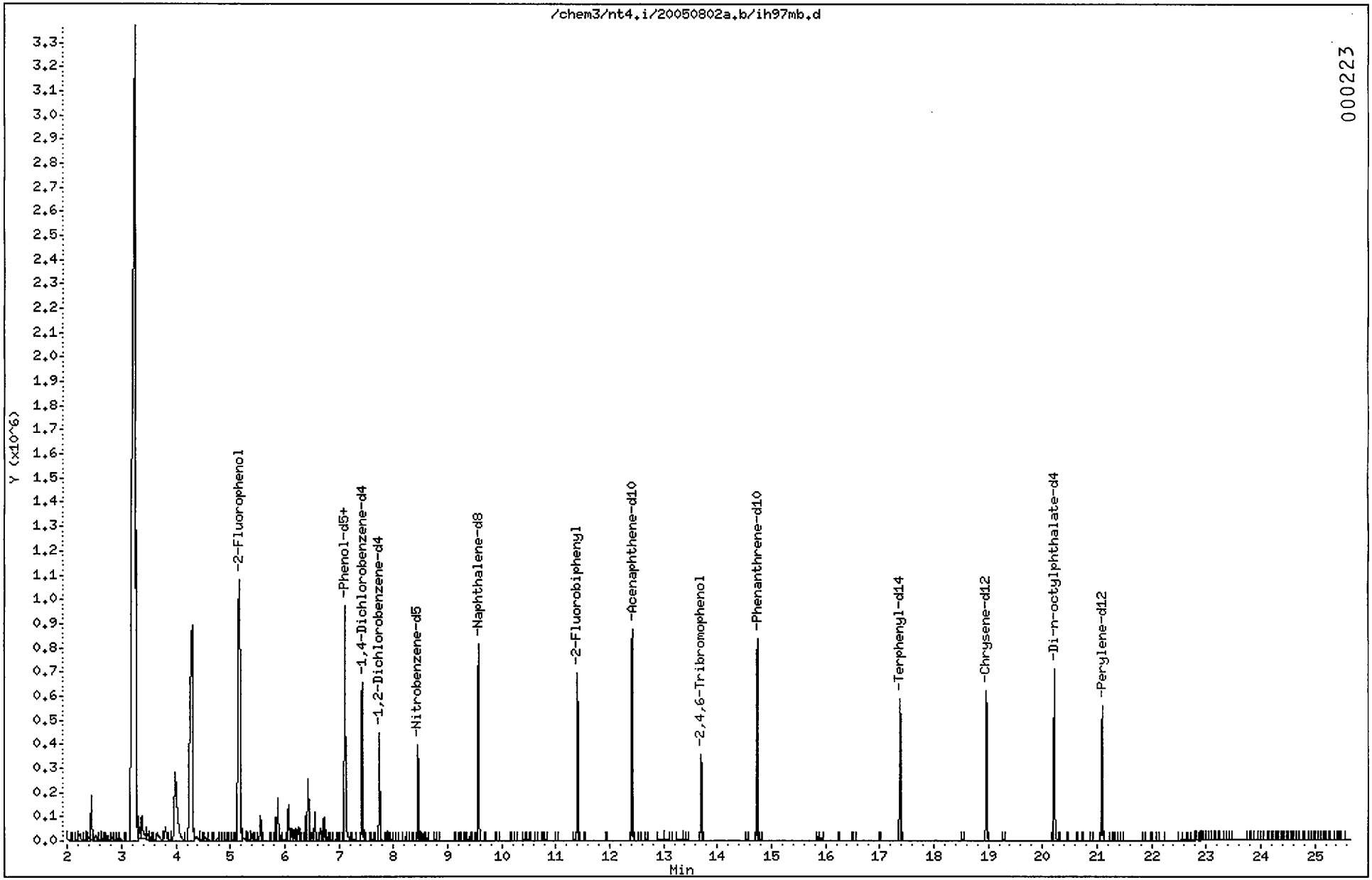

ANALYTICAL RESOURCES INCORPORATED

ORGANICS ANALYSIS DATA SHEET
PSDDA Semivolatiles by SW8270D GC/MS **Sample ID: ANRISED-WP02**
Page 1 of 1 **MATRIX SPIKE**

Lab Sample ID: IH97B
LIMS ID: 05-13134
Matrix: Sediment
Data Release Authorized:
Reported: 08/04/05

QC Report No: IH97-Anchor Environmental
Project: KC ANACORTES FORMER SCOTT MILL 00010501 T2
Date Sampled: 07/21/05
Date Received: 07/22/05

Date Extracted: 07/28/05
Date Analyzed: 08/04/05 01:31
Instrument/Analyst: NT4/LJR
GPC Cleanup: Yes

Sample Amount: 50.6 g-dry-wt
Final Extract Volume: 1.0 mL
Dilution Factor: 1.00
Percent Moisture: 34.4%
pH: 7.3

CAS Number	Analyte	RL	Result
108-95-2	Phenol	20	---
95-57-8	2-Chlorophenol	20	---
106-46-7	1,4-Dichlorobenzene	20	---
621-64-7	N-Nitroso-Di-N-Propylamine	99	---
120-82-1	1,2,4-Trichlorobenzene	20	---
59-50-7	4-Chloro-3-methylphenol	99	---
83-32-9	Acenaphthene	20	---
100-02-7	4-Nitrophenol	99	---
121-14-2	2,4-Dinitrotoluene	99	---
87-86-5	Pentachlorophenol	99	---
129-00-0	Pyrene	20	---

Reported in µg/kg (ppb)

Semivolatile Surrogate Recovery

d5-Nitrobenzene	60.8%	2-Fluorobiphenyl	59.6%
d14-p-Terphenyl	61.2%	d4-1,2-Dichlorobenzene	56.8%
d5-Phenol	68.0%	2-Fluorophenol	64.8%
2,4,6-Tribromophenol	74.4%	d4-2-Chlorophenol	64.0%

Analytical Resources, Inc.

Semivolatile Report SW846 Method 8270C

Data file : /chem3/nt4.i/20050803.b/ih97bms2.d
Lab Smp Id: IH97BMS Client Smp ID: ANRISED-WP02 MS
Inj Date : 04-AUG-2005 01:31
Operator : VS Inst ID: nt4.i
Smp Info : IH97BMS
Misc Info : 05-12286
Comment : 1ul Injection
Method : /chem3/nt4.i/20050803.b/SW846.m
Meth Date : 04-Aug-2005 08:41 jeff Quant Type: ISTD
Cal Date : 02-AUG-2005 20:22 Cal File: 0100802.d
Als bottle: 17 QC Sample: MS
Dil Factor: 1.00000
Integrator: HP RTE Compound Sublist: PSDDA.sub
Target Version: 3.50

Concentration Formula: Amt * DF * Vt/(Ws * (100 - M)/100) * CpndVariable

Name	Value	Description
DF	1.00000	Dilution Factor
Vt	1000.00000	Volume of final extract (uL)
Ws	77.20000	Weight of sample extracted (g)
M	34.40000	% Moisture

Cpnd Variable Local Compound Variable

	Compounds	QUANT SIG MASS	RT	EXP RT	REL RT	RESPONSE	CONCENTRATIONS ON-COLUMN (ug/mL)	FINAL (ug/kg)
$	1 2-Fluorophenol	112	5.188	5.062	(0.704)	235164	24.3026	479.9
$	2 Phenol-d5	99	7.127	7.071	(0.967)	320239	25.5395	504.3
	3 Phenol	94	7.149	7.092	(0.970)	374289	25.6172	505.8
$	5 2-Chlorophenol-d4	132	7.090	7.055	(0.962)	239889	23.9661	473.2
	4 Bis(2-Chloroethyl)ether	93	Compound Not Detected.					
	6 2-Chlorophenol	128	7.117	7.081	(0.965)	237120	24.9120	491.9
	7 1,3-Dichlorobenzene	146	Compound Not Detected.					
*	8 1,4-Dichlorobenzene-d4	152	7.373	7.359	(1.000)	138270	20.0000	
	9 1,4-Dichlorobenzene	146	7.405	7.386	(1.004)	156070	14.8121	292.5
$	10 1,2-Dichlorobenzene-d4	152	7.694	7.680	(1.043)	90216	14.2464	281.3
	12 1,2-Dichlorobenzene	146	Compound Not Detected.					
	11 Benzyl alcohol	108	Compound Not Detected.					
	14 2,2'-oxybis(1-Chloropropane)	45	Compound Not Detected.					
	13 2-Methylphenol	108	Compound Not Detected.					
	17 Hexachloroethane	117	Compound Not Detected.					

		QUANT SIG				CONCENTRATIONS	
	Compounds	MASS	RT	EXP RT REL RT	RESPONSE	ON-COLUMN (ug/mL)	FINAL (ug/kg)
	16 N-Nitroso-di-n-propylamine	70	8.281	8.278 (1.123)	123234	13.5144	266.9
	15 4-Methylphenol	108	Compound Not Detected.				
$	18 Nitrobenzene-d5	82	8.415	8.401 (0.883)	215673	15.1736	299.6
	19 Nitrobenzene	77	Compound Not Detected.				
	20 Isophorone	82	Compound Not Detected.				
	21 2-Nitrophenol	139	Compound Not Detected.				
	22 2,4-Dimethylphenol	107	Compound Not Detected.				
	23 Bis(2-Chloroethoxy)methane	93	Compound Not Detected.				
	24 Benzoic acid	105	Compound Not Detected.				
	25 2,4-Dichlorophenol	162	Compound Not Detected.				
	26 1,2,4-Trichlorobenzene	180	9.483	9.469 (0.996)	135709	15.8279	312.5
*	27 Naphthalene-d8	136	9.526	9.517 (1.000)	531015	20.0000	
	28 Naphthalene	128	Compound Not Detected.				
	29 4-Chloroaniline	127	Compound Not Detected.				
	30 Hexachlorobutadiene	225	Compound Not Detected.				
	31 4-Chloro-3-methylphenol	107	10.685	10.650 (1.122)	257408	28.2466	557.8
	32 2-Methylnaphthalene	141	Compound Not Detected.				
	33 Hexachlorocyclopentadiene	237	Compound Not Detected.				
	34 2,4,6-Trichlorophenol	196	Compound Not Detected.				
	35 2,4,5-Trichlorophenol	196	Compound Not Detected.				
$	36 2-Fluorobiphenyl	172	11.353	11.344 (0.918)	296096	14.9302	294.8
	37 2-Chloronaphthalene	162	Compound Not Detected.				
	38 2-Nitroaniline	65	Compound Not Detected.				
	39 Dimethylphthalate	163	Compound Not Detected.				
	40 Acenaphthylene	152	Compound Not Detected.				
	41 2,6-Dinitrotoluene	165	Compound Not Detected.				
*	42 Acenaphthene-d10	164	12.373	12.354 (1.000)	303916	20.0000	
	43 3-Nitroaniline	138	Compound Not Detected.				
	44 Acenaphthene	153	12.421	12.408 (1.004)	294582	16.0577	317.1
	45 2,4-Dinitrophenol	184	Compound Not Detected.				
	46 Dibenzofuran	168	Compound Not Detected.				
	47 4-Nitrophenol	109	12.860	12.830 (1.039)	89577	29.2838	578.2
	48 2,4-Dinitrotoluene	165	12.833	12.819 (1.037)	99633	17.8187	351.8
	50 Diethylphthalate	149	Compound Not Detected.				
	49 Fluorene	166	Compound Not Detected.				
	51 4-Chlorophenyl-phenylether	204	Compound Not Detected.				
	52 4-Nitroaniline	138	Compound Not Detected.				
	53 4,6-Dinitro-2-methylphenol	198	Compound Not Detected.				
	54 N-Nitrosodiphenylamine	169	Compound Not Detected.				
$	55 2,4,6-Tribromophenol	330	13.661	13.642 (1.104)	54285	27.8802	550.5
	56 4-Bromophenyl-phenylether	248	Compound Not Detected.				
	57 Hexachlorobenzene	284	Compound Not Detected.				
	58 Pentachlorophenol	266	14.564	14.544 (0.991)	76526	24.8521	490.7
*	59 Phenanthrene-d10	188	14.697	14.673 (1.000)	498021	20.0000	
	60 Phenanthrene	178	Compound Not Detected.				
	61 Anthracene	178	Compound Not Detected.				
	62 Carbazole	167	Compound Not Detected.				

	Compounds	QUANT SIG MASS	RT	EXP RT	REL RT	RESPONSE	CONCENTRATIONS ON-COLUMN (ug/mL)	FINAL (ug/kg)
63	Di-n-butylphthalate	149	15.883	15.864	(1.081)	37286	1.15792	22.86
64	Fluoranthene	202	16.636	16.606	(1.132)	33005	1.15365	22.78
65	Pyrene	202	16.978	16.943	(0.896)	533494	15.8457	312.9
$ 66	Terphenyl-d14	244	17.342	17.317	(0.916)	306920	15.2810	301.7
67	Butylbenzylphthalate	149	Compound Not Detected.					
68	Benzo(a)anthracene	228	Compound Not Detected.					
* 69	Chrysene-d12	240	18.939	18.909	(1.000)	430887	20.0000	
70	3,3'-Dichlorobenzidine	252	Compound Not Detected.					
71	Chrysene	228	Compound Not Detected.					
72	bis(2-Ethylhexyl)phthalate	149	Compound Not Detected.					
* 134	Di-n-octylphthalate-d4	153	20.178	20.154	(1.000)	721054	20.0000	
73	Di-n-octylphthalate	149	20.189	20.164	(1.001)	561713	14.9607	295.4
74	Benzo(b)fluoranthene	252	Compound Not Detected.					
75	Benzo(k)fluoranthene	252	Compound Not Detected.					
76	Benzo(a)pyrene	252	Compound Not Detected.					
* 77	Perylene-d12	264	21.070	21.030	(1.000)	388464	20.0000	
78	Indeno(1,2,3-cd)pyrene	276	Compound Not Detected.					
79	Dibenzo(a,h)anthracene	278	Compound Not Detected.					
80	Benzo(g,h,i)perylene	276	22.689	22.648	(1.077)	358031	14.0037	276.5

Analytical Resources, Inc.

INTERNAL STANDARD COMPOUNDS
AREA AND RT SUMMARY

Instrument ID: nt4.i
Lab File ID: ih97bms2.d
Lab Smp Id: IH97BMS
Analysis Type: SV
Quant Type: ISTD
Operator: VS
Method File: /chem3/nt4.i/20050803.b/SW846.m
Misc Info: 05-12286

Calibration Date: 03-AUG-2005
Calibration Time: 16:03
Client Smp ID: ANRISED-WP02 MS
Level: LOW
Sample Type: Sediment

COMPOUND	STANDARD	AREA LIMIT LOWER	AREA LIMIT UPPER	SAMPLE	%DIFF
8 1,4-Dichlorobenze	119650	59825	239300	138270	15.56
27 Naphthalene-d8	453363	226682	906726	531015	17.13
42 Acenaphthene-d10	254006	127003	508012	303916	19.65
59 Phenanthrene-d10	409127	204564	818254	498021	21.73
69 Chrysene-d12	338901	169450	677802	430887	27.14
134 Di-n-octylphthala	610532	305266	1221064	721054	18.10
77 Perylene-d12	332982	166491	665964	388464	16.66

COMPOUND	STANDARD	RT LIMIT LOWER	RT LIMIT UPPER	SAMPLE	%DIFF
8 1,4-Dichlorobenze	7.36	6.86	7.86	7.37	0.19
27 Naphthalene-d8	9.52	9.02	10.02	9.53	0.09
42 Acenaphthene-d10	12.35	11.85	12.85	12.37	0.16
59 Phenanthrene-d10	14.67	14.17	15.17	14.70	0.17
69 Chrysene-d12	18.91	18.41	19.41	18.94	0.16
134 Di-n-octylphthala	20.15	19.65	20.65	20.18	0.12
77 Perylene-d12	21.03	20.53	21.53	21.07	0.19

AREA UPPER LIMIT = +100% of internal standard area.
AREA LOWER LIMIT = - 50% of internal standard area.
RT UPPER LIMIT = + 0.50 minutes of internal standard RT.
RT LOWER LIMIT = - 0.50 minutes of internal standard RT.

Analytical Resources, Inc.

RECOVERY REPORT

Client Name: ANCHOR
Sample Matrix: SOLID
Lab Smp Id: IH97BMS
Level: LOW
Data Type: MS DATA
SpikeList File: PSDDAMS.spk
Sublist File: PSDDA.sub
Method File: /chem3/nt4.i/20050803.b/SW846.m
Misc Info: 05-12286

Client SDG: IH97
Fraction: SV
Client Smp ID: ANRISED-WP02 MS
Operator: VS
SampleType: MS
Quant Type: ISTD

	SPIKE COMPOUND	CONC ADDED ug/kg	CONC RECOVERED ug/kg	% RECOVERED	LIMITS
3	Phenol	740.5	505.8	68.31	32-121
6	2-Chlorophenol	740.5	491.9	66.43	39-111
9	1,4-Dichlorobenzen	493.6	292.5	59.25	34-88
16	N-Nitroso-di-n-pro	493.6	266.9	54.06	24-100
26	1,2,4-Trichloroben	493.6	312.5	63.31	41-91
31	4-Chloro-3-methylp	740.5	557.8	75.32	48-110
44	Acenaphthene	493.6	317.1	64.23	48-108
47	4-Nitrophenol	740.5	578.2	78.09	27-155
48	2,4-Dinitrotoluene	493.6	351.8	71.27	30-124
58	Pentachlorophenol	740.5	490.7	66.27	28-151
65	Pyrene	493.6	312.9	63.38	10-153

	SURROGATE COMPOUND	CONC ADDED ug/kg	CONC RECOVERED ug/kg	% RECOVERED	LIMITS
$ 1	2-Fluorophenol	740.5	479.9	64.81	24-112
$ 2	Phenol-d5	740.5	504.3	68.11	29-109
$ 5	2-Chlorophenol-d4	740.5	473.2	63.91	34-101
$ 10	1,2-Dichlorobenzen	493.6	281.3	56.99	30-84
$ 18	Nitrobenzene-d5	493.6	299.6	60.69	28-103
$ 36	2-Fluorobiphenyl	493.6	294.8	59.72	33-104
$ 55	2,4,6-Tribromophen	740.5	550.5	74.35	27-134
$ 66	Terphenyl-d14	493.6	301.7	61.12	31-120

Data File: /chem3/nt4.i/20050803.b/ih97bms2.d
Date : 04-AUG-2005 01:31
Client ID: ANRISED-WP02 MS
Sample Info: IH97BMS
Volume Injected (uL): 1.0
Column phase: RTX-5

Instrument: nt4.i
Operator: VS
Column diameter: 0.32

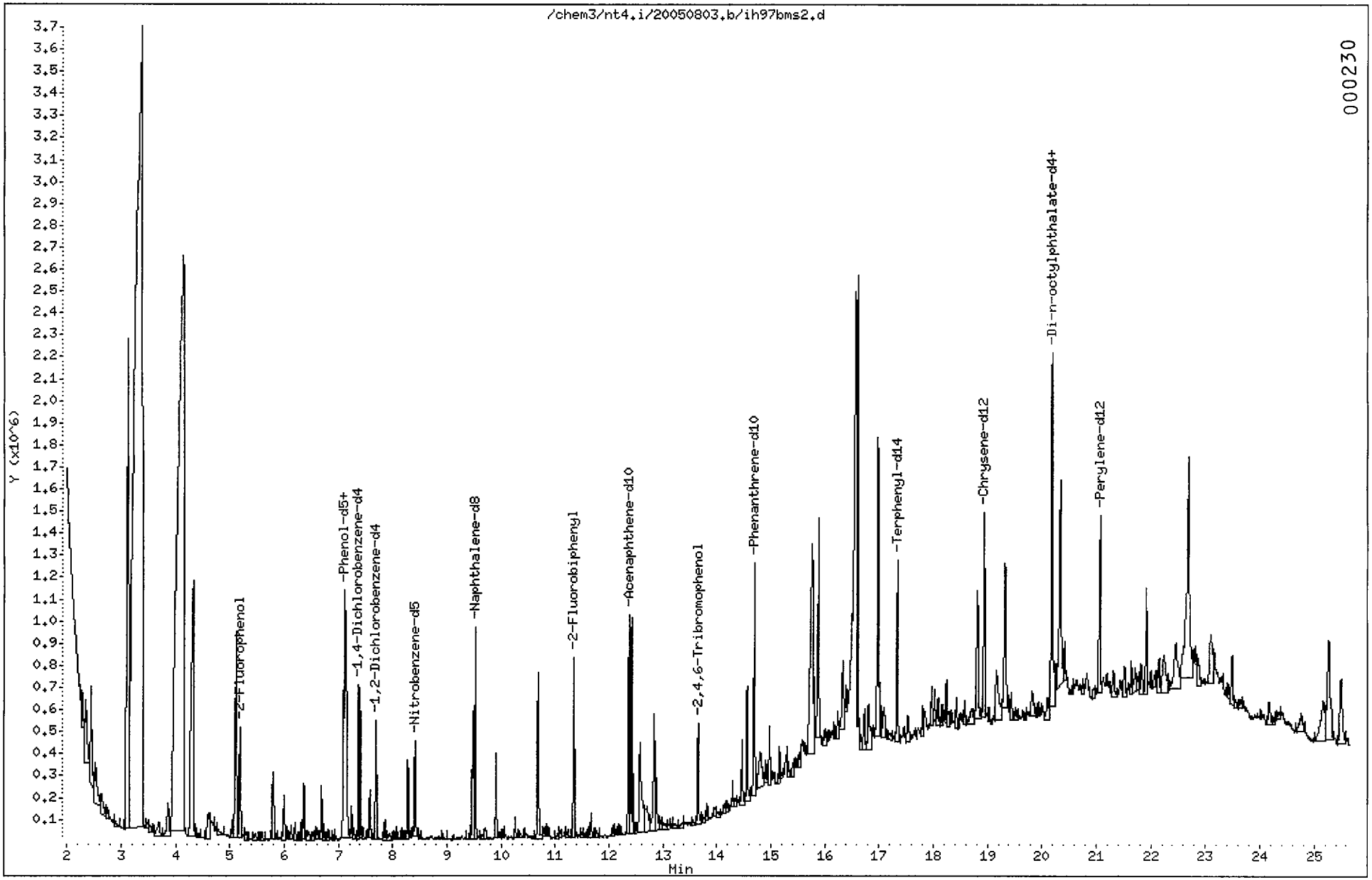

ANALYTICAL RESOURCES INCORPORATED

ORGANICS ANALYSIS DATA SHEET
PSDDA Semivolatiles by SW8270D GC/MS **Sample ID: ANRISED-WP02**
Page 1 of 1 **MATRIX SPIKE DUPLICATE**

Lab Sample ID: IH97B
LIMS ID: 05-13134
Matrix: Sediment
Data Release Authorized:
Reported: 08/04/05

QC Report No: IH97-Anchor Environmental
Project: KC ANACORTES FORMER SCOTT MILL 00010501 T2
Date Sampled: 07/21/05
Date Received: 07/22/05

Date Extracted: 07/28/05
Date Analyzed: 08/04/05 02:04
Instrument/Analyst: NT4/LJR
GPC Cleanup: Yes

Sample Amount: 50.6 g-dry-wt
Final Extract Volume: 1.0 mL
Dilution Factor: 1.00
Percent Moisture: 34.4%
pH: 7.3

CAS Number	Analyte	RL	Result
108-95-2	Phenol	20	---
95-57-8	2-Chlorophenol	20	---
106-46-7	1,4-Dichlorobenzene	20	---
621-64-7	N-Nitroso-Di-N-Propylamine	99	---
120-82-1	1,2,4-Trichlorobenzene	20	---
59-50-7	4-Chloro-3-methylphenol	99	---
83-32-9	Acenaphthene	20	---
100-02-7	4-Nitrophenol	99	---
121-14-2	2,4-Dinitrotoluene	99	---
87-86-5	Pentachlorophenol	99	---
129-00-0	Pyrene	20	---

Reported in µg/kg (ppb)

Semivolatile Surrogate Recovery

d5-Nitrobenzene	58.4%	2-Fluorobiphenyl	56.4%
d14-p-Terphenyl	57.2%	d4-1,2-Dichlorobenzene	54.0%
d5-Phenol	66.9%	2-Fluorophenol	63.7%
2,4,6-Tribromophenol	68.8%	d4-2-Chlorophenol	62.1%

Analytical Resources, Inc.

Semivolatile Report SW846 Method 8270C

Data file : /chem3/nt4.i/20050803.b/ih97bmd2.d
Lab Smp Id: IH97BMSD Client Smp ID: ANRISED-WP02 MSD
Inj Date : 04-AUG-2005 02:04
Operator : VS Inst ID: nt4.i
Smp Info : IH97BMSD
Misc Info : 05-12286
Comment : 1ul Injection
Method : /chem3/nt4.i/20050803.b/SW846.m
Meth Date : 04-Aug-2005 08:41 jeff Quant Type: ISTD
Cal Date : 02-AUG-2005 20:22 Cal File: 0100802.d
Als bottle: 18 QC Sample: MSD
Dil Factor: 1.00000
Integrator: HP RTE Compound Sublist: PSDDA.sub
Target Version: 3.50

Concentration Formula: Amt * DF * Vt/(Ws * (100 - M)/100) * CpndVariable

Name	Value	Description
DF	1.00000	Dilution Factor
Vt	1000.00000	Volume of final extract (uL)
Ws	77.10000	Weight of sample extracted (g)
M	34.40000	% Moisture

Cpnd Variable Local Compound Variable

	Compounds	QUANT SIG MASS	RT	EXP RT	REL RT	RESPONSE	CONCENTRATIONS ON-COLUMN (ug/mL)	FINAL (ug/kg)
$	1 2-Fluorophenol	112	5.188	5.062	(0.704)	220694	23.8707	472.0
$	2 Phenol-d5	99	7.121	7.071	(0.966)	301260	25.1462	497.2
	3 Phenol	94	7.148	7.092	(0.970)	355176	25.4427	503.0
$	5 2-Chlorophenol-d4	132	7.089	7.055	(0.962)	222893	23.3064	460.8
	4 Bis(2-Chloroethyl)ether	93	Compound Not Detected.					
	6 2-Chlorophenol	128	7.116	7.081	(0.965)	227159	24.9783	493.9
	7 1,3-Dichlorobenzene	146	Compound Not Detected.					
*	8 1,4-Dichlorobenzene-d4	152	7.372	7.359	(1.000)	132110	20.0000	
	9 1,4-Dichlorobenzene	146	7.405	7.386	(1.004)	148104	14.7115	290.9
$	10 1,2-Dichlorobenzene-d4	152	7.693	7.680	(1.043)	81463	13.4640	266.2
	12 1,2-Dichlorobenzene	146	Compound Not Detected.					
	11 Benzyl alcohol	108	Compound Not Detected.					
	14 2,2'-oxybis(1-Chloropropane)	45	Compound Not Detected.					
	13 2-Methylphenol	108	Compound Not Detected.					
	17 Hexachloroethane	117	Compound Not Detected.					

	Compounds	QUANT SIG MASS	RT	EXP RT	REL RT	RESPONSE	CONCENTRATIONS ON-COLUMN (ug/mL)	FINAL (ug/kg)
	16 N-Nitroso-di-n-propylamine	70	8.281	8.278	(1.123)	116072	13.3225	263.4
	15 4-Methylphenol	108	Compound Not Detected.					
$	18 Nitrobenzene-d5	82	8.409	8.401	(0.883)	200295	14.6207	289.1
	19 Nitrobenzene	77	Compound Not Detected.					
	20 Isophorone	82	Compound Not Detected.					
	21 2-Nitrophenol	139	Compound Not Detected.					
	22 2,4-Dimethylphenol	107	Compound Not Detected.					
	23 Bis(2-Chloroethoxy)methane	93	Compound Not Detected.					
	24 Benzoic acid	105	Compound Not Detected.					
	25 2,4-Dichlorophenol	162	Compound Not Detected.					
	26 1,2,4-Trichlorobenzene	180	9.477	9.469	(0.995)	127646	15.4464	305.4
*	27 Naphthalene-d8	136	9.525	9.517	(1.000)	511802	20.0000	
	28 Naphthalene	128	Compound Not Detected.					
	29 4-Chloroaniline	127	Compound Not Detected.					
	30 Hexachlorobutadiene	225	Compound Not Detected.					
	31 4-Chloro-3-methylphenol	107	10.685	10.650	(1.122)	238882	27.1977	537.7
	32 2-Methylnaphthalene	141	Compound Not Detected.					
	33 Hexachlorocyclopentadiene	237	Compound Not Detected.					
	34 2,4,6-Trichlorophenol	196	Compound Not Detected.					
	35 2,4,5-Trichlorophenol	196	Compound Not Detected.					
$	36 2-Fluorobiphenyl	172	11.352	11.344	(0.918)	271579	14.0653	278.1
	37 2-Chloronaphthalene	162	Compound Not Detected.					
	38 2-Nitroaniline	65	Compound Not Detected.					
	39 Dimethylphthalate	163	Compound Not Detected.					
	40 Acenaphthylene	152	Compound Not Detected.					
	41 2,6-Dinitrotoluene	165	Compound Not Detected.					
*	42 Acenaphthene-d10	164	12.367	12.354	(1.000)	295892	20.0000	
	43 3-Nitroaniline	138	Compound Not Detected.					
	44 Acenaphthene	153	12.415	12.408	(1.004)	285557	15.9879	316.1
	45 2,4-Dinitrophenol	184	Compound Not Detected.					
	46 Dibenzofuran	168	Compound Not Detected.					
	47 4-Nitrophenol	109	12.859	12.830	(1.040)	91966	30.8801	610.5
	48 2,4-Dinitrotoluene	165	12.832	12.819	(1.038)	94121	17.2894	341.8
	50 Diethylphthalate	149	Compound Not Detected.					
	49 Fluorene	166	Compound Not Detected.					
	51 4-Chlorophenyl-phenylether	204	Compound Not Detected.					
	52 4-Nitroaniline	138	Compound Not Detected.					
	53 4,6-Dinitro-2-methylphenol	198	Compound Not Detected.					
	54 N-Nitrosodiphenylamine	169	Compound Not Detected.					
$	55 2,4,6-Tribromophenol	330	13.655	13.642	(1.104)	48987	25.8415	510.9
	56 4-Bromophenyl-phenylether	248	Compound Not Detected.					
	57 Hexachlorobenzene	284	Compound Not Detected.					
	58 Pentachlorophenol	266	14.563	14.544	(0.991)	76502	25.4199	502.6
*	59 Phenanthrene-d10	188	14.691	14.673	(1.000)	486745	20.0000	
	60 Phenanthrene	178	14.723	14.710	(1.002)	91968	3.10713	61.43
	61 Anthracene	178	Compound Not Detected.					
	62 Carbazole	167	Compound Not Detected.					

	Compounds	QUANT SIG MASS	RT	EXP RT	REL RT	RESPONSE	CONCENTRATIONS ON-COLUMN (ug/mL)	FINAL (ug/kg)
63	Di-n-butylphthalate	149	Compound Not Detected.					
64	Fluoranthene	202	16.625	16.606	(1.132)	187492	6.70537	132.6
65	Pyrene	202	16.972	16.943	(0.896)	690158	20.9668	414.5
$ 66	Terphenyl-d14	244	17.330	17.317	(0.915)	280812	14.3003	282.7
67	Butylbenzylphthalate	149	Compound Not Detected.					
68	Benzo(a)anthracene	228	18.901	18.882	(0.998)	83788	2.89006	57.14
* 69	Chrysene-d12	240	18.933	18.909	(1.000)	421270	20.0000	
70	3,3'-Dichlorobenzidine	252	Compound Not Detected.					
71	Chrysene	228	18.965	18.952	(1.002)	105772	3.71178	73.39
72	bis(2-Ethylhexyl)phthalate	149	Compound Not Detected.					
* 134	Di-n-octylphthalate-d4	153	20.172	20.154	(1.000)	713952	20.0000	
73	Di-n-octylphthalate	149	20.183	20.164	(1.001)	547327	14.7226	291.1
74	Benzo(b)fluoranthene	252	20.530	20.512	(0.975)	55261	2.10334	41.59
75	Benzo(k)fluoranthene	252	20.557	20.549	(0.976)	70901	2.81877	55.73
76	Benzo(a)pyrene	252	20.968	20.944	(0.995)	69337	2.94018	58.13
* 77	Perylene-d12	264	21.064	21.030	(1.000)	380550	20.0000	
78	Indeno(1,2,3-cd)pyrene	276	22.379	22.355	(1.062)	35011	1.43014	28.28
79	Dibenzo(a,h)anthracene	278	Compound Not Detected.					
80	Benzo(g,h,i)perylene	276	22.688	22.648	(1.077)	363004	14.4935	286.6

Analytical Resources, Inc.

INTERNAL STANDARD COMPOUNDS
AREA AND RT SUMMARY

Instrument ID: nt4.i
Lab File ID: ih97bmd2.d
Lab Smp Id: IH97BMSD
Analysis Type: SV
Quant Type: ISTD
Operator: VS
Method File: /chem3/nt4.i/20050803.b/SW846.m
Misc Info: 05-12286

Calibration Date: 03-AUG-2005
Calibration Time: 16:03
Client Smp ID: ANRISED-WP02 MSD
Level: LOW
Sample Type: Sediment

COMPOUND	STANDARD	AREA LIMIT LOWER	AREA LIMIT UPPER	SAMPLE	%DIFF
8 1,4-Dichlorobenze	119650	59825	239300	132110	10.41
27 Naphthalene-d8	453363	226682	906726	511802	12.89
42 Acenaphthene-d10	254006	127003	508012	295892	16.49
59 Phenanthrene-d10	409127	204564	818254	486745	18.97
69 Chrysene-d12	338901	169450	677802	421270	24.30
134 Di-n-octylphthala	610532	305266	1221064	713952	16.94
77 Perylene-d12	332982	166491	665964	380550	14.29

COMPOUND	STANDARD	RT LIMIT LOWER	RT LIMIT UPPER	SAMPLE	%DIFF
8 1,4-Dichlorobenze	7.36	6.86	7.86	7.37	0.18
27 Naphthalene-d8	9.52	9.02	10.02	9.53	0.08
42 Acenaphthene-d10	12.35	11.85	12.85	12.37	0.11
59 Phenanthrene-d10	14.67	14.17	15.17	14.69	0.13
69 Chrysene-d12	18.91	18.41	19.41	18.93	0.13
134 Di-n-octylphthala	20.15	19.65	20.65	20.17	0.09
77 Perylene-d12	21.03	20.53	21.53	21.06	0.16

AREA UPPER LIMIT = +100% of internal standard area.
AREA LOWER LIMIT = - 50% of internal standard area.
RT UPPER LIMIT = + 0.50 minutes of internal standard RT.
RT LOWER LIMIT = - 0.50 minutes of internal standard RT.

Analytical Resources, Inc.

RECOVERY REPORT

Client Name: ANCHOR
Sample Matrix: SOLID
Lab Smp Id: IH97BMSD
Level: LOW
Data Type: MS DATA
SpikeList File: PSDDAMS.spk
Sublist File: PSDDA.sub
Method File: /chem3/nt4.i/20050803.b/SW846.m
Misc Info: 05-12286

Client SDG: IH97
Fraction: SV
Client Smp ID: ANRISED-WP02 MSD
Operator: VS
SampleType: MSD
Quant Type: ISTD

	SPIKE COMPOUND	CONC ADDED ug/kg	CONC RECOVERED ug/kg	% RECOVERED	LIMITS
3	Phenol	741.4	503.0	67.85	32-121
6	2-Chlorophenol	741.4	493.9	66.61	39-111
9	1,4-Dichlorobenzen	494.3	290.9	58.85	34-88
16	N-Nitroso-di-n-pro	494.3	263.4	53.29	24-100
26	1,2,4-Trichloroben	494.3	305.4	61.79	41-91
31	4-Chloro-3-methylp	741.4	537.7	72.53	48-110
44	Acenaphthene	494.3	316.1	63.95	48-108
47	4-Nitrophenol	741.4	610.5	82.35	27-155
48	2,4-Dinitrotoluene	494.3	341.8	69.16	30-124
58	Pentachlorophenol	741.4	502.6	67.79	28-151
65	Pyrene	494.3	414.5	83.87	10-153

	SURROGATE COMPOUND	CONC ADDED ug/kg	CONC RECOVERED ug/kg	% RECOVERED	LIMITS
$ 1	2-Fluorophenol	741.4	472.0	63.66	24-112
$ 2	Phenol-d5	741.4	497.2	67.06	29-109
$ 5	2-Chlorophenol-d4	741.4	460.8	62.15	34-101
$ 10	1,2-Dichlorobenzen	494.3	266.2	53.86	30-84
$ 18	Nitrobenzene-d5	494.3	289.1	58.48	28-103
$ 36	2-Fluorobiphenyl	494.3	278.1	56.26	33-104
$ 55	2,4,6-Tribromophen	741.4	510.9	68.91	27-134
$ 66	Terphenyl-d14	494.3	282.7	57.20	31-120

Data File: /chem3/nt4.i/20050803.b/ih97bmd2.d
Date : 04-AUG-2005 02:04
Client ID: ANRISED-WP02 MSD
Sample Info: IH97BMSD
Volume Injected (uL): 1.0
Column phase: RTX-5

Instrument: nt4.i
Operator: VS
Column diameter: 0.32

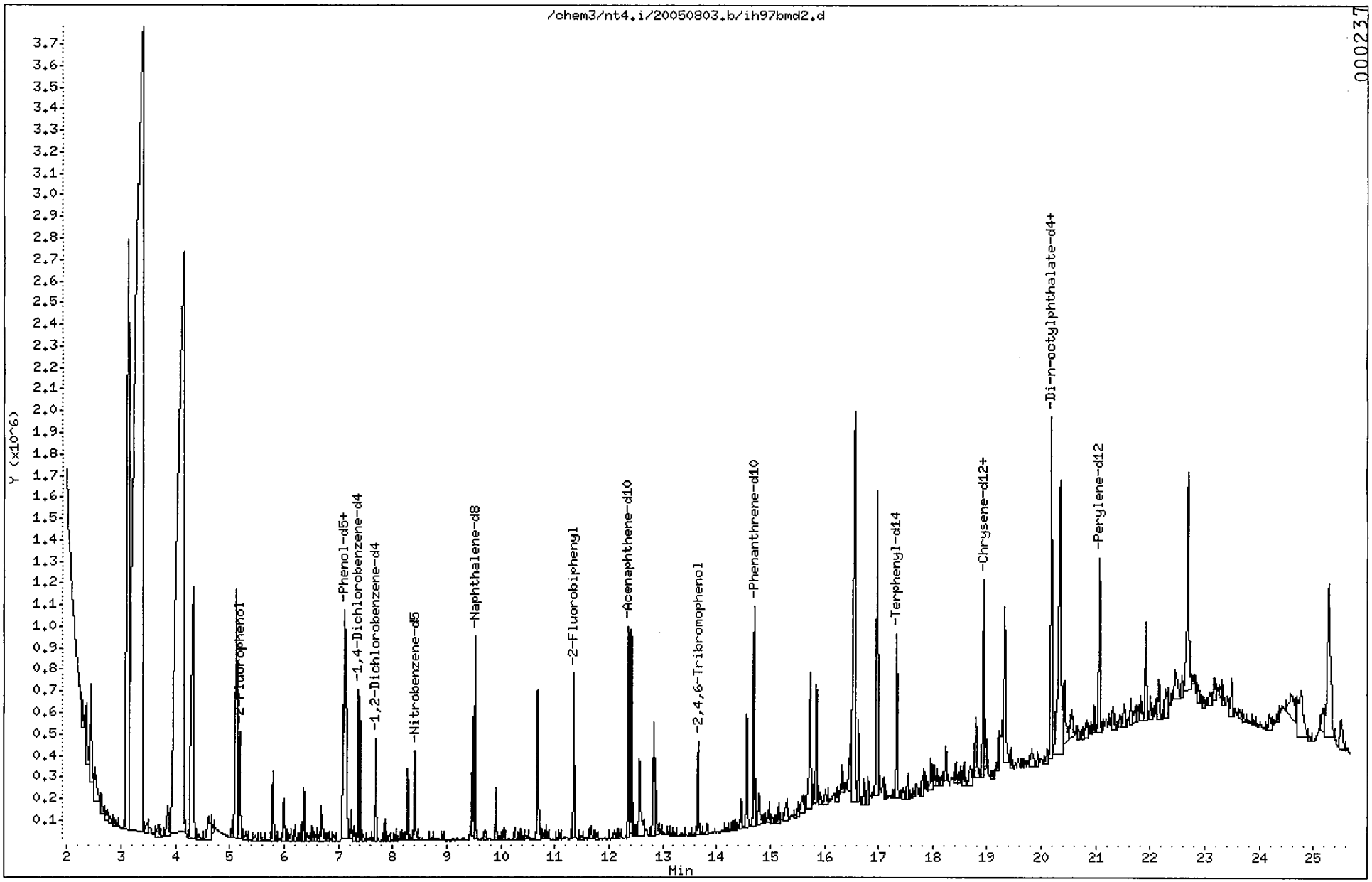

ANALYTICAL RESOURCES INCORPORATED

ORGANICS ANALYSIS DATA SHEET
PSDDA Semivolatiles by SW8270D GC/MS **Sample ID: SQ-1 072805**
Page 1 of 1 **STANDARD REFERENCE**

Lab Sample ID: SRM-072805
LIMS ID: 05-12286
Matrix: Sediment
Data Release Authorized:
Reported: 08/04/05

QC Report No: IH97-Anchor Environmental
Project: KC ANACORTES FORMER SCOTT MILL 00010501 T2
Date Sampled: NA
Date Received: NA

Date Extracted: 07/28/05
Date Analyzed: 08/03/05 00:47
Instrument/Analyst: NT4/LJR
GPC Cleanup: Yes

Sample Amount: 35.9 g-dry-wt
Final Extract Volume: 1.0 mL
Dilution Factor: 1.00
Percent Moisture: 40.2%
pH: NA

CAS Number	Analyte	RL	Result
106-44-5	4-Methylphenol	28	68
117-81-7	bis(2-Ethylhexyl)phthalate	28	34

Reported in µg/kg (ppb)

Semivolatile Surrogate Recovery

d5-Nitrobenzene	58.8%	2-Fluorobiphenyl	58.8%
d14-p-Terphenyl	55.2%	d4-1,2-Dichlorobenzene	52.4%
d5-Phenol	58.4%	2-Fluorophenol	58.1%
2,4,6-Tribromophenol	61.1%	d4-2-Chlorophenol	59.7%

Analytical Resources, Inc.

Semivolatile Report SW846 Method 8270C

Data file : /chem3/nt4.i/20050802a.b/ih97srm.d
Lab Smp Id: IH97SRM Client Smp ID: SQ-1
Inj Date : 03-AUG-2005 00:47
Operator : VS Inst ID: nt4.i
Smp Info : IH97SRM
Misc Info : 05-12286
Comment : 1ul Injection
Method : /chem3/nt4.i/20050802a.b/SW846.m
Meth Date : 03-Aug-2005 16:32 jeff Quant Type: ISTD
Cal Date : 02-AUG-2005 20:22 Cal File: 0100802.d
Als bottle: 15 QC Sample: SRM
Dil Factor: 1.00000
Integrator: HP RTE Compound Sublist: PSDDA.sub
Target Version: 3.50
Processing Host: cserv3

Concentration Formula: Amt * DF * Vt/(Ws * (100 - M)/100) * CpndVariable

Name	Value	Description
DF	1.00000	Dilution Factor
Vt	1000.00000	Volume of final extract (uL)
Ws	60.00000	Weight of sample extracted (g)
M	40.20000	% Moisture

Cpnd Variable Local Compound Variable

	Compounds	QUANT SIG MASS	RT	EXP RT	REL RT	RESPONSE	CONCENTRATIONS ON-COLUMN (ug/mL)	FINAL (ug/kg)
$ 1	2-Fluorophenol	112	5.233	5.135	(0.704)	184715	21.7918	607.4
$ 2	Phenol-d5	99	7.129	7.112	(0.959)	240152	21.8642	609.4
3	Phenol	94	7.145	7.139	(0.961)	46300	3.61757	100.8
$ 5	2-Chlorophenol-d4	132	7.129	7.117	(0.959)	196352	22.3940	624.1
4	Bis(2-Chloroethyl)ether	93	Compound Not Detected.					
6	2-Chlorophenol	128	Compound Not Detected.					
7	1,3-Dichlorobenzene	146	7.353	7.352	(0.989)	6192	0.69356 J	19.33
* 8	1,4-Dichlorobenzene-d4	152	7.434	7.427	(1.000)	121121	20.0000	
9	1,4-Dichlorobenzene	146	Compound Not Detected.					
$ 10	1,2-Dichlorobenzene-d4	152	7.754	7.753	(1.043)	72391	13.0501	363.7
12	1,2-Dichlorobenzene	146	7.775	7.774	(1.046)	4604	0.54151 J	15.09
11	Benzyl alcohol	108	Compound Not Detected.					
14	2,2'-oxybis(1-Chloropropane)	45	Compound Not Detected.					
13	2-Methylphenol	108	Compound Not Detected.					

	Compounds	QUANT SIG MASS	RT	EXP RT	REL RT	RESPONSE	CONCENTRATIONS ON-COLUMN (ug/mL)	FINAL (ug/kg)
	17 Hexachloroethane	117	Compound Not Detected.					
	16 N-Nitroso-di-n-propylamine	70	Compound Not Detected.					
	15 4-Methylphenol	108	8.390	8.389	(1.129)	20097	2.45087	68.31
$	18 Nitrobenzene-d5	82	8.465	8.469	(0.883)	175779	14.6581	408.5
	19 Nitrobenzene	77	Compound Not Detected.					
	20 Isophorone	82	8.903	8.912	(0.929)	47607	2.33868	65.18
	21 2-Nitrophenol	139	Compound Not Detected.					
	22 2,4-Dimethylphenol	107	Compound Not Detected.					
	23 Bis(2-Chloroethoxy)methane	93	Compound Not Detected.					
	24 Benzoic acid	105	9.517	9.575	(0.993)	56202	8.14422	227.0(M)
	25 2,4-Dichlorophenol	162	Compound Not Detected.					
	26 1,2,4-Trichlorobenzene	180	Compound Not Detected.					
*	27 Naphthalene-d8	136	9.581	9.585	(1.000)	448014	20.0000	
	28 Naphthalene	128	9.608	9.617	(1.003)	39130	1.59496	44.45
	29 4-Chloroaniline	127	Compound Not Detected.					
	30 Hexachlorobutadiene	225	Compound Not Detected.					
	31 4-Chloro-3-methylphenol	107	Compound Not Detected.					
	32 2-Methylnaphthalene	141	10.735	10.745	(1.120)	29652	2.20174	61.36
	33 Hexachlorocyclopentadiene	237	Compound Not Detected.					
	34 2,4,6-Trichlorophenol	196	Compound Not Detected.					
	35 2,4,5-Trichlorophenol	196	Compound Not Detected.					
$	36 2-Fluorobiphenyl	172	11.408	11.412	(0.918)	228361	14.6772	409.1
	37 2-Chloronaphthalene	162	Compound Not Detected.					
	38 2-Nitroaniline	65	Compound Not Detected.					
	39 Dimethylphthalate	163	Compound Not Detected.					
	40 Acenaphthylene	152	12.167	12.171	(0.979)	17455	0.77765 J	21.67
	41 2,6-Dinitrotoluene	165	Compound Not Detected.					
*	42 Acenaphthene-d10	164	12.428	12.427	(1.000)	238432	20.0000	
	43 3-Nitroaniline	138	Compound Not Detected.					
	44 Acenaphthene	153	12.471	12.475	(1.003)	30823	2.14162	59.69
	45 2,4-Dinitrophenol	184	Compound Not Detected.					
	46 Dibenzofuran	168	Compound Not Detected.					
	47 4-Nitrophenol	109	Compound Not Detected.					
	48 2,4-Dinitrotoluene	165	Compound Not Detected.					
	50 Diethylphthalate	149	Compound Not Detected.					
	49 Fluorene	166	13.267	13.277	(1.067)	30792	2.02427	56.42
	51 4-Chlorophenyl-phenylether	204	13.331	13.335	(1.073)	13947	1.90479	53.09
	52 4-Nitroaniline	138	Compound Not Detected.					
	53 4,6-Dinitro-2-methylphenol	198	Compound Not Detected.					
	54 N-Nitrosodiphenylamine	169	Compound Not Detected.					
$	55 2,4,6-Tribromophenol	330	13.705	13.709	(1.103)	35043	22.9407	639.4
	56 4-Bromophenyl-phenylether	248	14.095	14.099	(0.956)	16181	4.40975	122.9
	57 Hexachlorobenzene	284	Compound Not Detected.					
	58 Pentachlorophenol	266	14.597	14.607	(0.990)	20196	9.22888	257.2
*	59 Phenanthrene-d10	188	14.747	14.746	(1.000)	353931	20.0000	
	60 Phenanthrene	178	14.779	14.783	(1.002)	55716	2.58872	72.15
	61 Anthracene	178	14.843	14.853	(1.007)	38230	1.78893	49.86
	62 Carbazole	167	Compound Not Detected.					

	Compounds	QUANT SIG MASS	RT	EXP RT	REL RT	RESPONSE	CONCENTRATIONS ON-COLUMN (ug/mL)	FINAL (ug/kg)
	63 Di-n-butylphthalate	149	15.933	15.932	(1.080)	18625	0.81388	22.68
	64 Fluoranthene	202	16.734	16.674	(1.135)	43235	2.12646	59.27
	65 Pyrene	202	17.023	17.016	(0.897)	43920	1.95877	54.59
$	66 Terphenyl-d14	244	17.386	17.385	(0.916)	183978	13.7541	383.3
	67 Butylbenzylphthalate	149	Compound Not Detected.					
	68 Benzo(a)anthracene	228	18.946	18.955	(0.998)	35323	1.78863	49.85
*	69 Chrysene-d12	240	18.978	18.982	(1.000)	286961	20.0000	
	70 3,3'-Dichlorobenzidine	252	Compound Not Detected.					
	71 Chrysene	228	19.010	19.025	(1.002)	40231	2.07258	57.76
	72 bis(2-Ethylhexyl)phthalate	149	19.293	19.297	(0.954)	16409	1.23068	34.30
*	134 Di-n-octylphthalate-d4	153	20.217	20.227	(1.000)	484211	20.0000	
	73 Di-n-octylphthalate	149	Compound Not Detected.					
	74 Benzo(b)fluoranthene	252	20.565	20.585	(0.975)	33519	1.70550	47.53
	75 Benzo(k)fluoranthene	252	Compound Not Detected.					
	76 Benzo(a)pyrene	252	21.003	21.017	(0.995)	32247	1.82796	50.95
*	77 Perylene-d12	264	21.099	21.103	(1.000)	284670	20.0000	
	78 Indeno(1,2,3-cd)pyrene	276	Compound Not Detected.					
	79 Dibenzo(a,h)anthracene	278	22.450	22.471	(1.064)	34832	2.02744	56.51
	80 Benzo(g,h,i)perylene	276	22.701	22.732	(1.076)	34108	1.82049	50.74

QC Flag Legend

M - Compound response manually integrated.

Analytical Resources, Inc.

INTERNAL STANDARD COMPOUNDS
AREA AND RT SUMMARY

Instrument ID: nt4.i
Lab File ID: ih97srm.d
Lab Smp Id: IH97SRM
Analysis Type: SV
Quant Type: ISTD
Operator: VS
Method File: /chem3/nt4.i/20050802a.b/SW846.m
Misc Info: 05-12286

Calibration Date: 02-AUG-2005
Calibration Time: 21:28
Client Smp ID: SQ-1
Level: LOW
Sample Type: Sediment

COMPOUND	STANDARD	AREA LIMIT LOWER	AREA LIMIT UPPER	SAMPLE	%DIFF
8 1,4-Dichlorobenze	121607	60804	243214	121121	-0.40
27 Naphthalene-d8	430121	215060	860242	448014	4.16
42 Acenaphthene-d10	229587	114794	459174	238432	3.85
59 Phenanthrene-d10	343054	171527	686108	353931	3.17
69 Chrysene-d12	260573	130286	521146	286961	10.13
134 Di-n-octylphthala	469301	234650	938602	484211	3.18
77 Perylene-d12	283780	141890	567560	284670	0.31

COMPOUND	STANDARD	RT LIMIT LOWER	RT LIMIT UPPER	SAMPLE	%DIFF
8 1,4-Dichlorobenze	7.43	6.93	7.93	7.43	0.09
27 Naphthalene-d8	9.59	9.09	10.09	9.58	-0.04
42 Acenaphthene-d10	12.43	11.93	12.93	12.43	0.01
59 Phenanthrene-d10	14.75	14.25	15.25	14.75	0.01
69 Chrysene-d12	18.98	18.48	19.48	18.98	-0.02
134 Di-n-octylphthala	20.23	19.73	20.73	20.22	-0.05
77 Perylene-d12	21.10	20.60	21.60	21.10	-0.02

AREA UPPER LIMIT = +100% of internal standard area.
AREA LOWER LIMIT = - 50% of internal standard area.
RT UPPER LIMIT = + 0.50 minutes of internal standard RT.
RT LOWER LIMIT = - 0.50 minutes of internal standard RT.

Analytical Resources, Inc.

RECOVERY REPORT

Client Name: ANCHOR
Sample Matrix: SOLID
Lab Smp Id: IH97SRM
Level: LOW
Data Type: MS DATA
SpikeList File: tclp.spk
Sublist File: PSDDA.sub
Method File: /chem3/nt4.i/20050802a.b/SW846.m
Misc Info: 05-12286

Client SDG: IH97
Fraction: SV
Client Smp ID: SQ-1
Operator: VS
SampleType: SRM
Quant Type: ISTD

	SURROGATE COMPOUND	CONC ADDED ug/kg	CONC RECOVERED ug/kg	% RECOVERED	LIMITS
$ 1	2-Fluorophenol	1045	607.4	58.11	24-112
$ 2	Phenol-d5	1045	609.4	58.30	29-109
$ 5	2-Chlorophenol-d4	1045	624.1	59.72	34-101
$ 10	1,2-Dichlorobenzen	696.8	363.7	52.20	30-84
$ 18	Nitrobenzene-d5	696.8	408.5	58.63	28-103
$ 36	2-Fluorobiphenyl	696.8	409.1	58.71	33-104
$ 55	2,4,6-Tribromophen	1045	639.4	61.18	27-134
$ 66	Terphenyl-d14	696.8	383.3	55.02	31-120

Data File: /chem3/nt4.i/20050802a.b/ih97srm.d
Date : 03-AUG-2005 00:47
Client ID: SQ-1
Sample Info: IH97SRM
Volume Injected (uL): 1.0
Column phase: RTX-5

Instrument: nt4.i
Operator: VS
Column diameter: 0.32

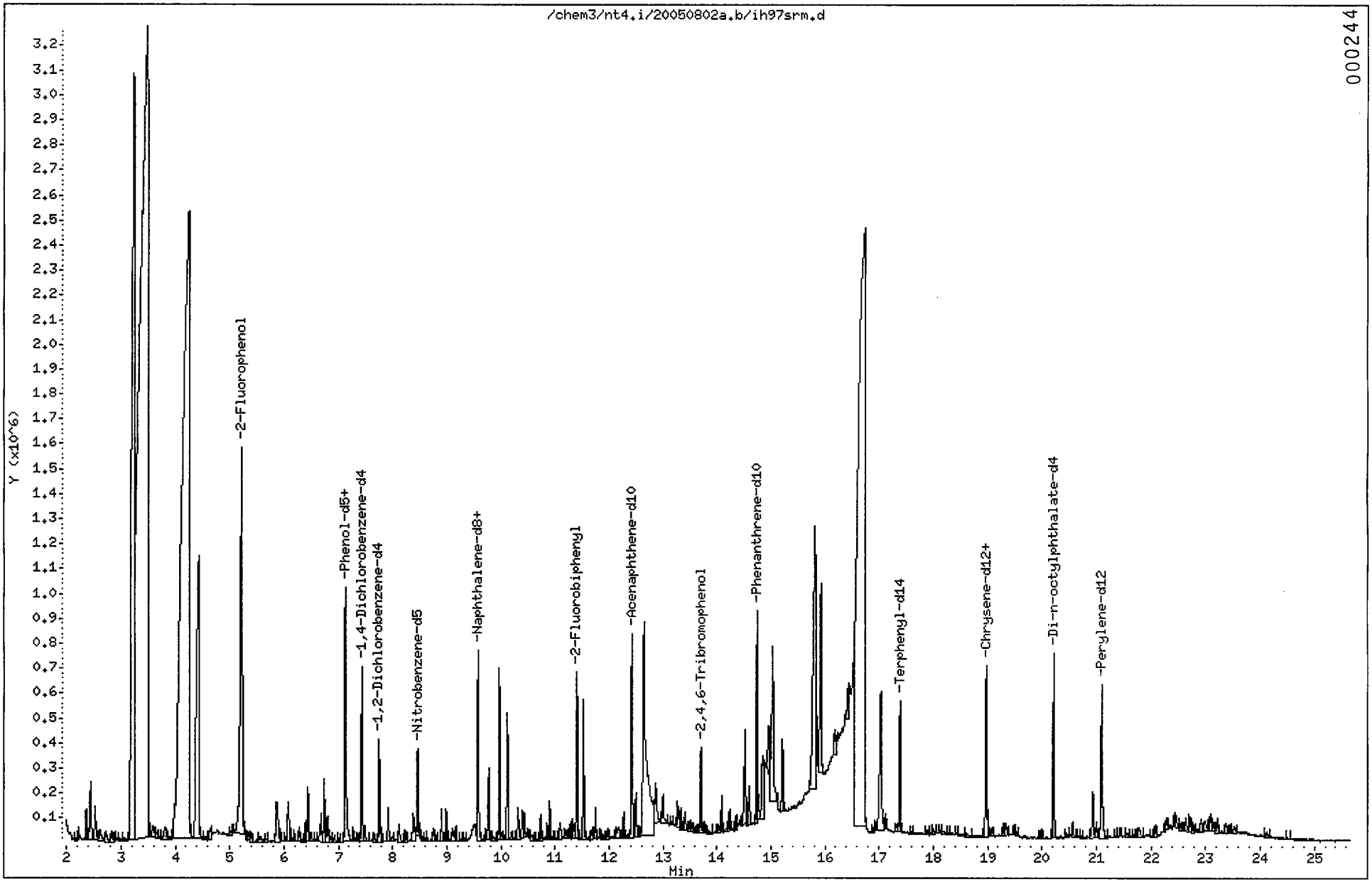

Data File: /chem3/nt4.i/20050802a.b/ih97srm.d

Date : 03-AUG-2005 00:47

Client ID: SQ-1

Instrument: nt4.i

Sample Info: IH97SRM

Volume Injected (uL): 1.0

Operator: VS

Column phase: RTX-5

Column diameter: 0.32

3 Phenol

Concentration: 100.8 ug/kg

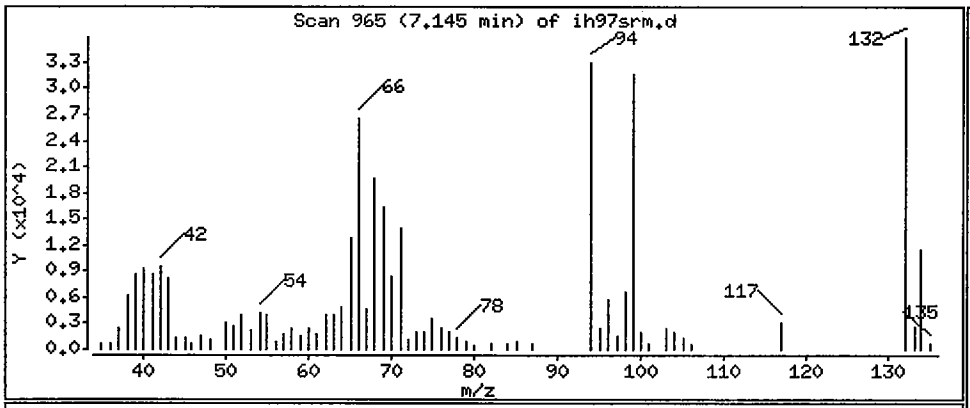

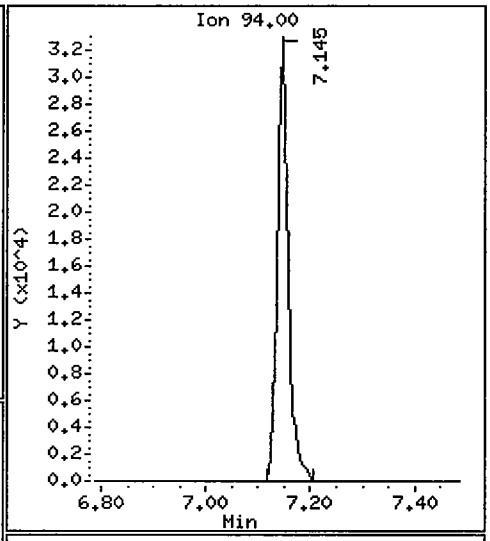

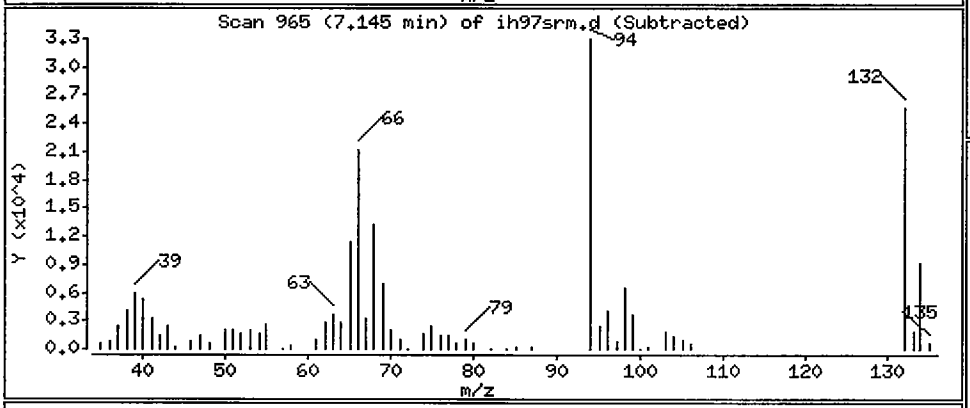

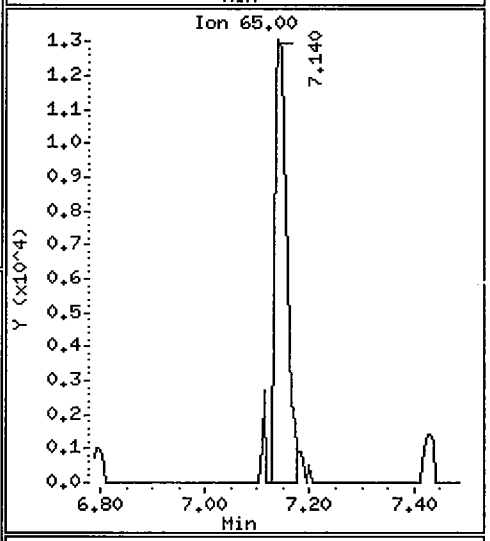

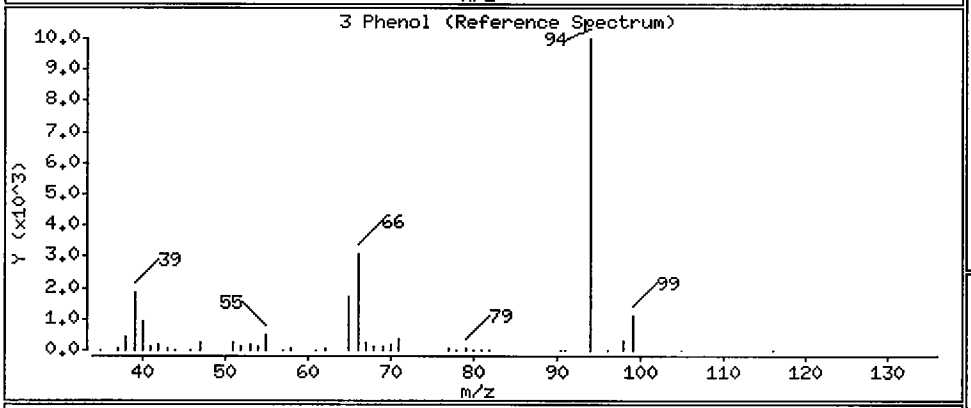

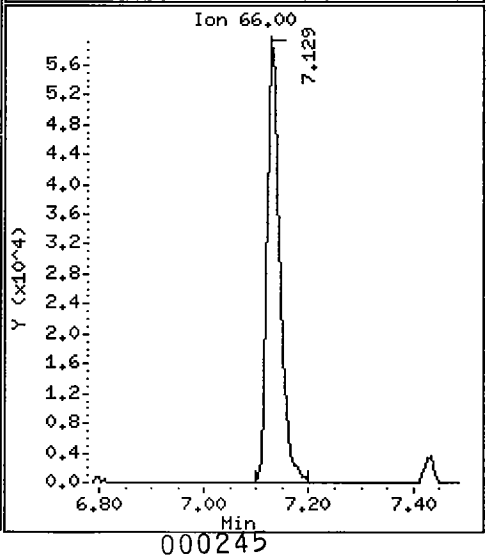

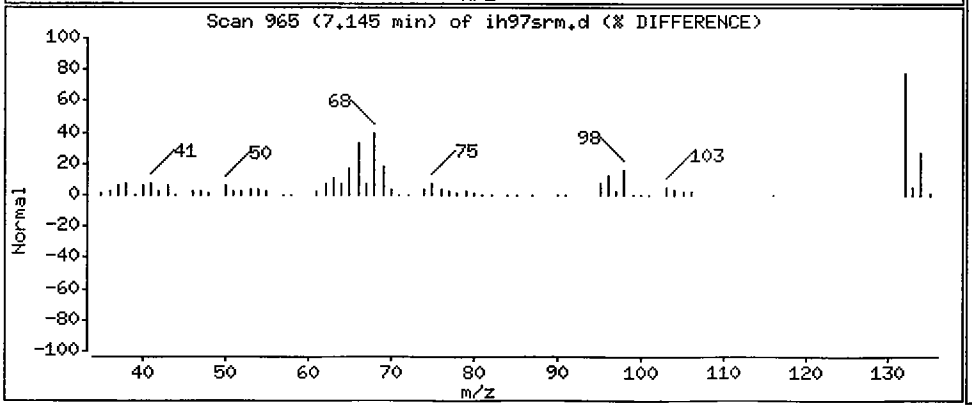

Data File: /chem3/nt4.i/20050802a.b/ih97srm.d

Date : 03-AUG-2005 00:47

Client ID: SQ-1

Instrument: nt4.i

Sample Info: IH97SRM

Volume Injected (uL): 1.0

Operator: VS

Column phase: RTX-5

Column diameter: 0.32

7 1,3-Dichlorobenzene

Concentration: 19.33 ug/kg

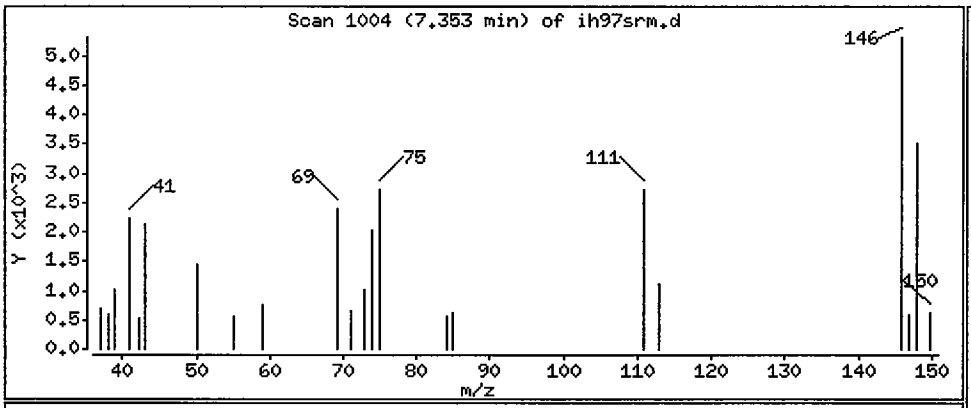

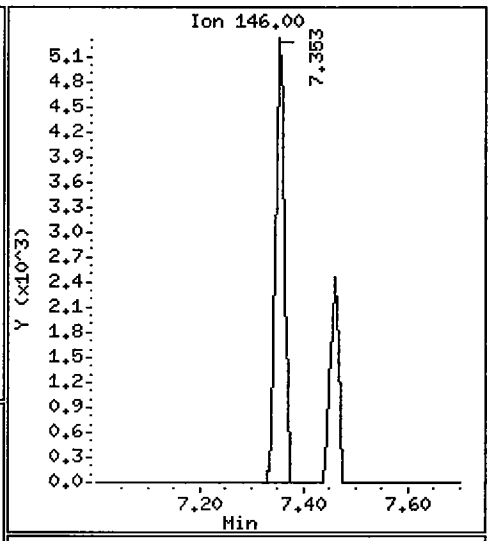

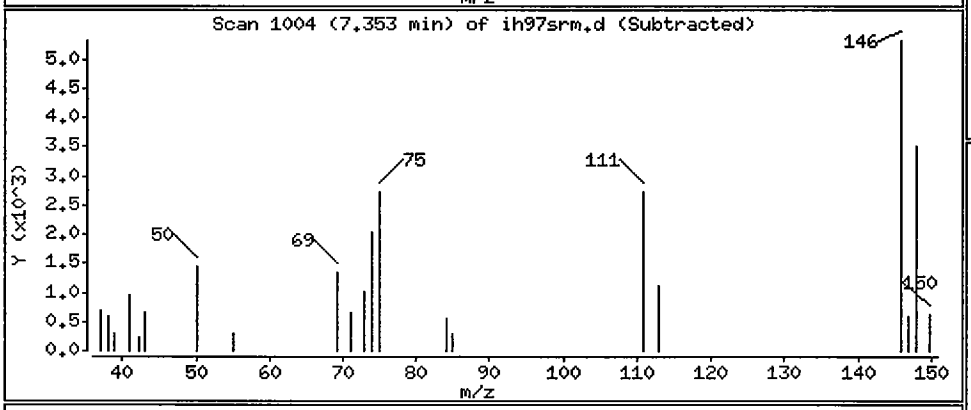

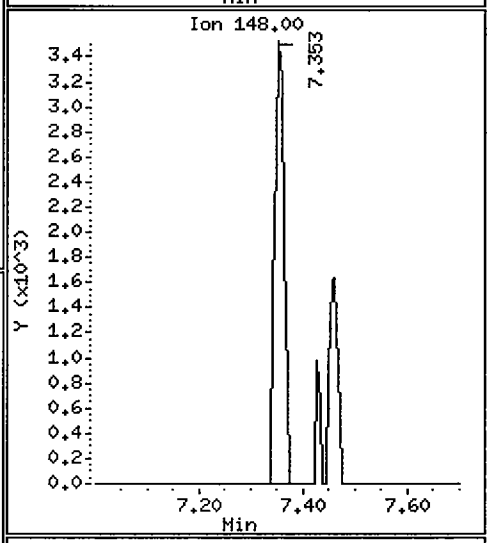

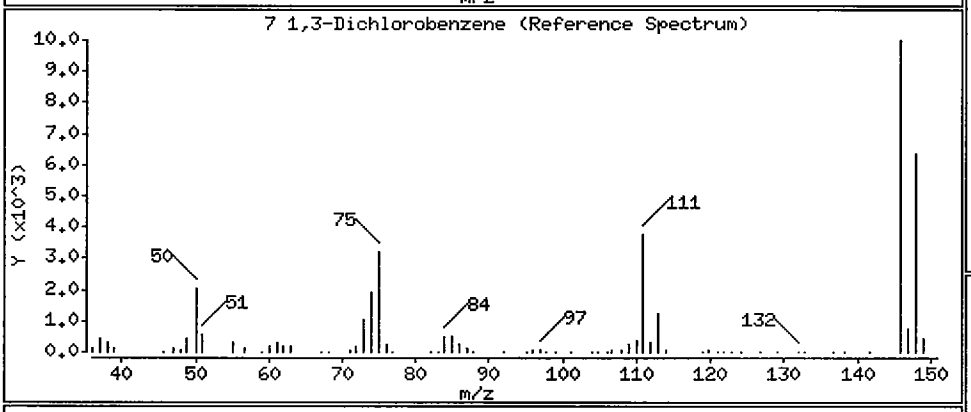

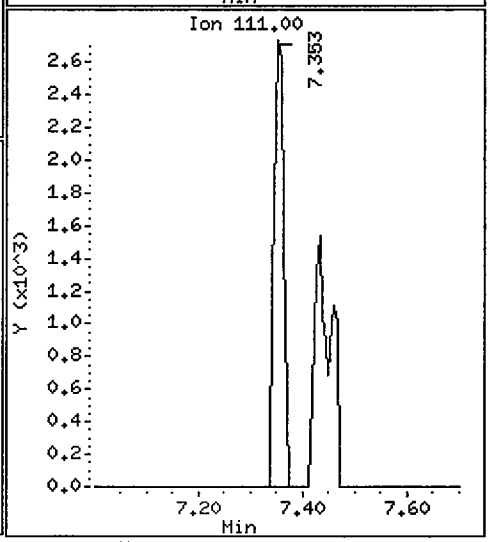

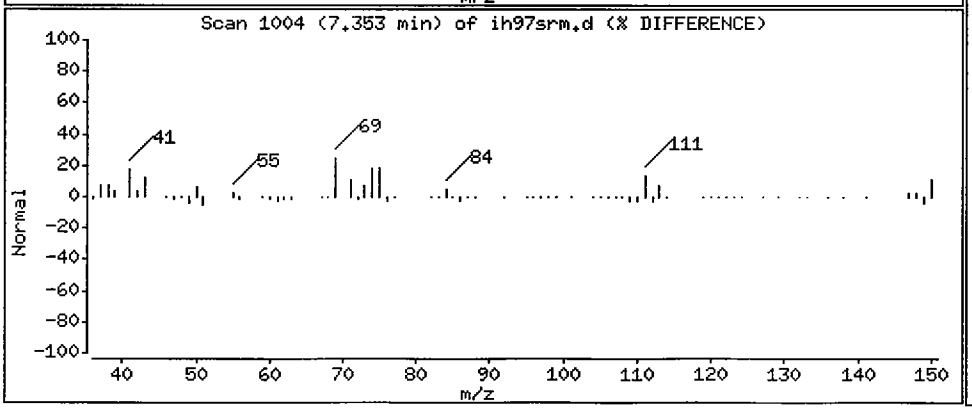

Data File: /chem3/nt4.i/20050802a.b/ih97srm.d

Date : 03-AUG-2005 00:47

Client ID: SQ-1 Instrument: nt4.i

Sample Info: IH97SRM

Volume Injected (uL): 1.0 Operator: VS

Column phase: RTX-5 Column diameter: 0.32

12 1,2-Dichlorobenzene Concentration: 15.09 ug/kg

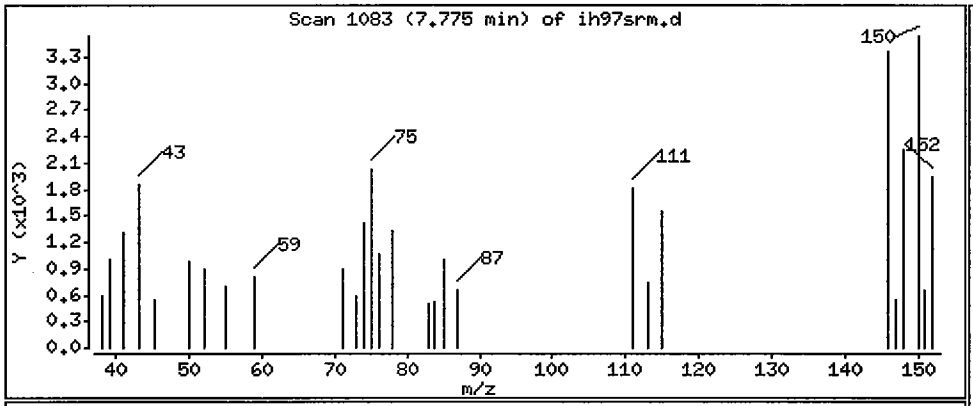

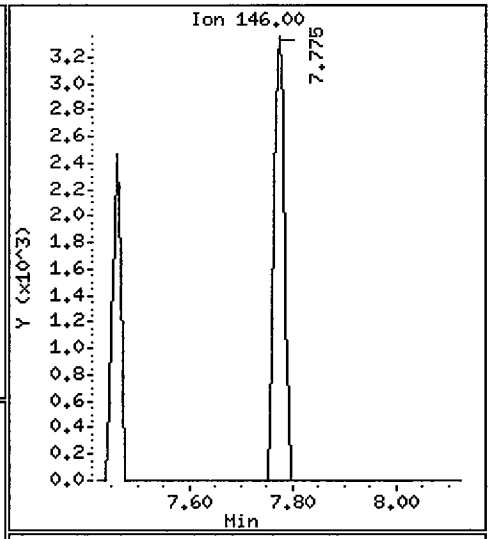

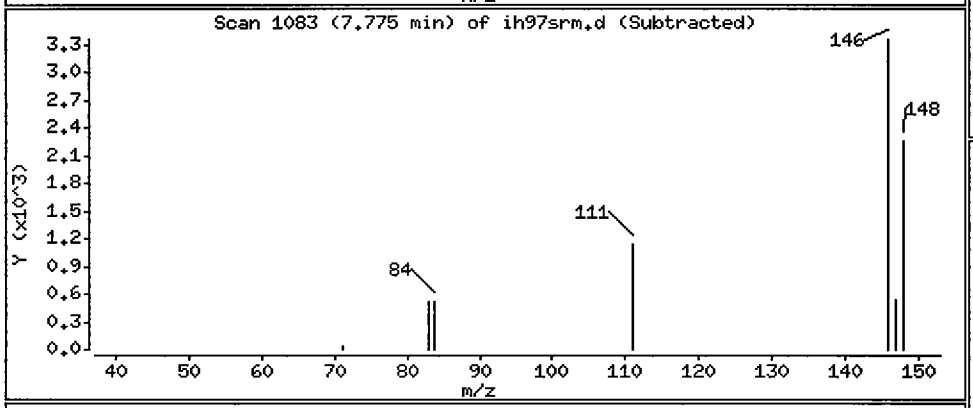

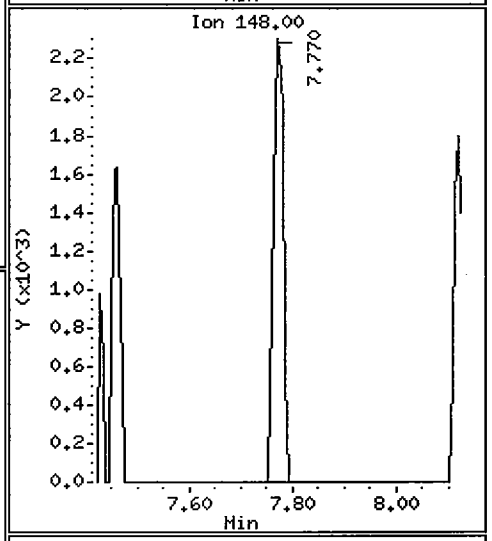

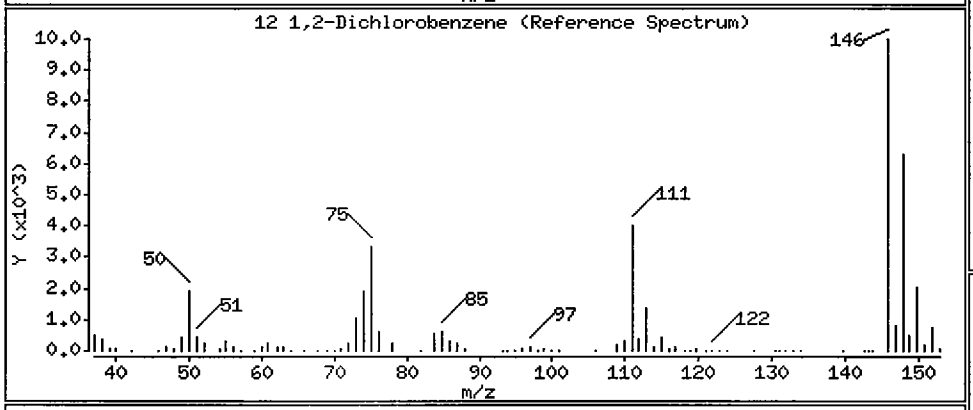

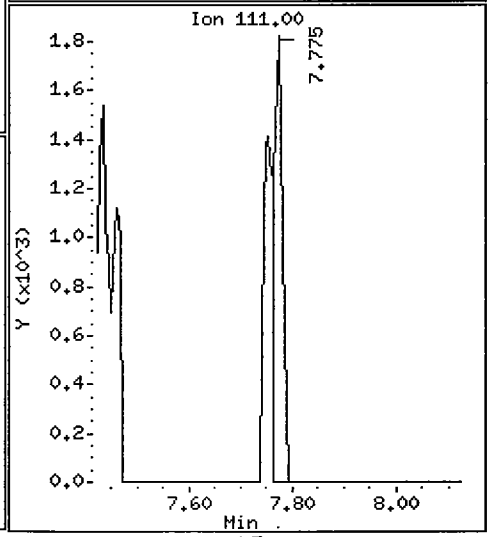

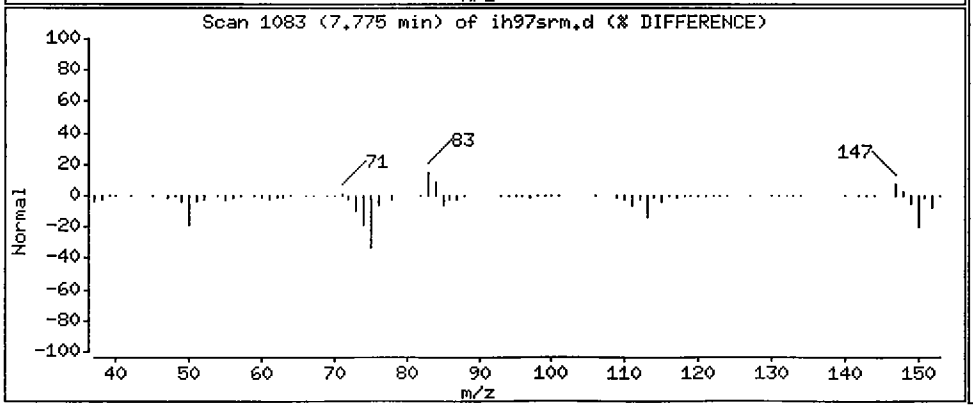

Data File: /chem3/nt4.i/20050802a.b/ih97srm.d

Date : 03-AUG-2005 00:47

Client ID: SQ-1 Instrument: nt4.i

Sample Info: IH97SRM

Volume Injected (uL): 1.0 Operator: VS

Column phase: RTX-5 Column diameter: 0.32

15 4-Methylphenol Concentration: 68.31 ug/kg

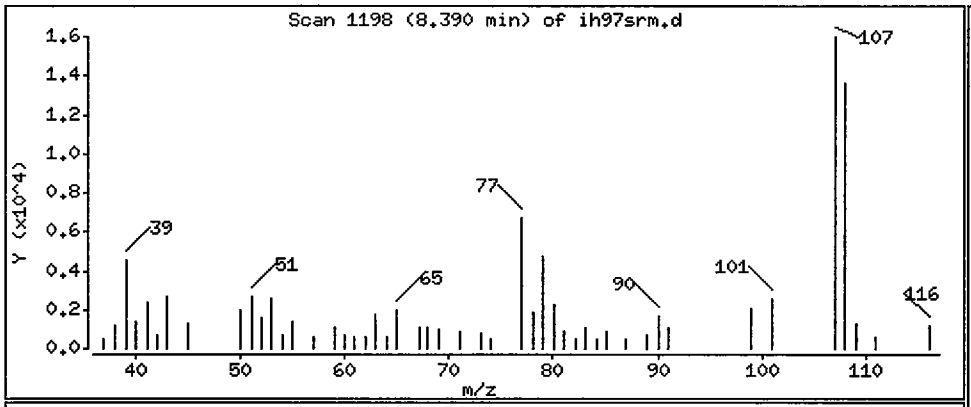

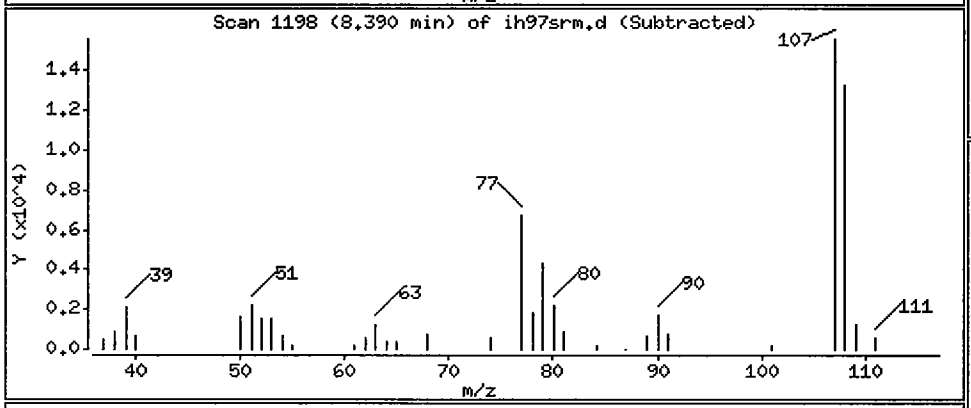

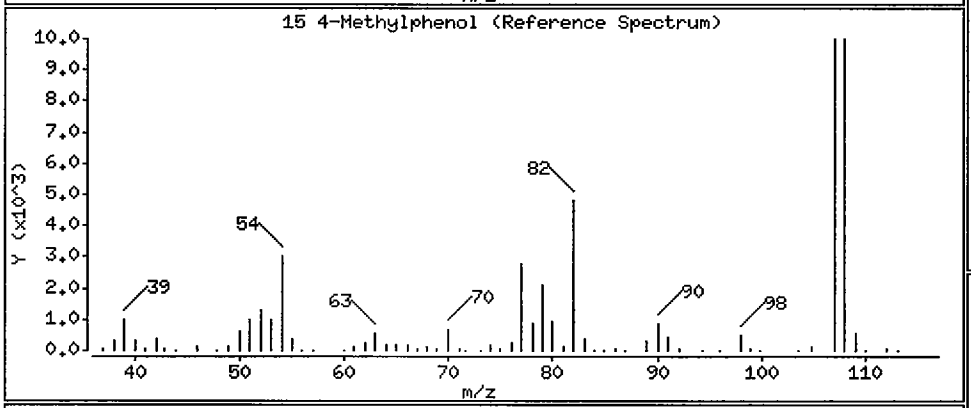

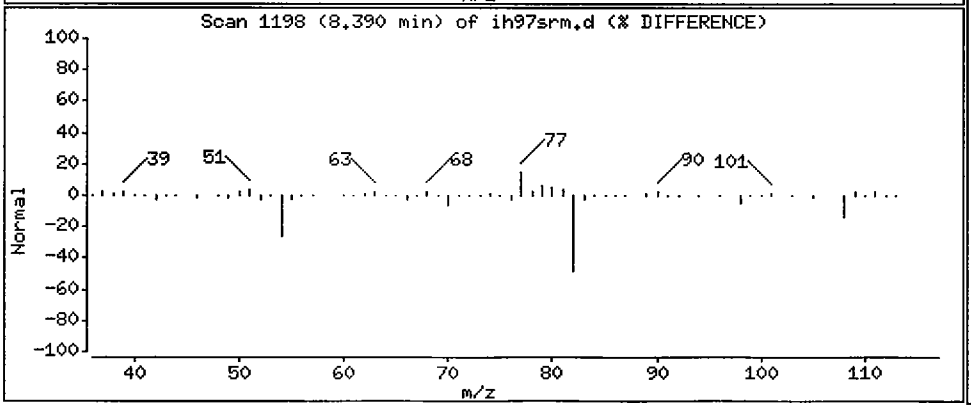

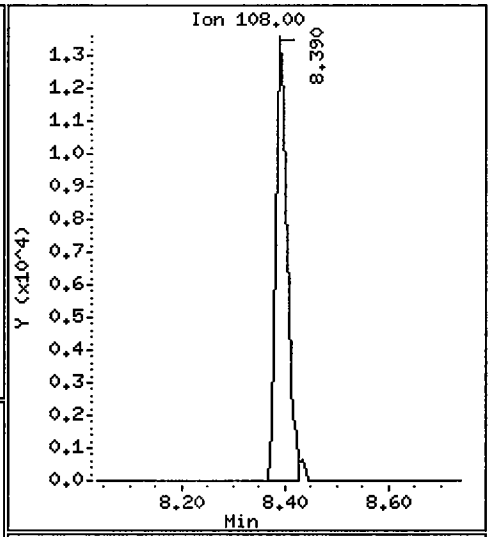

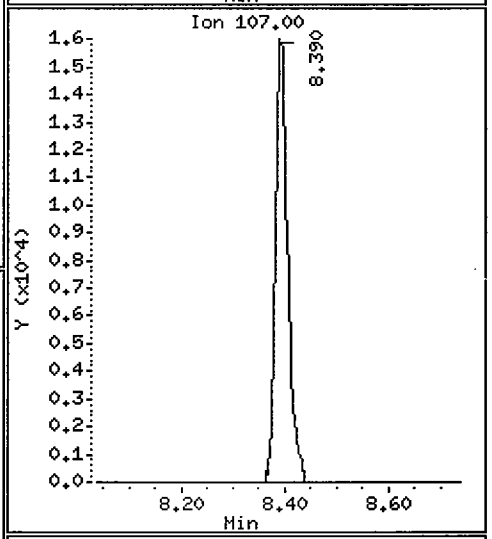

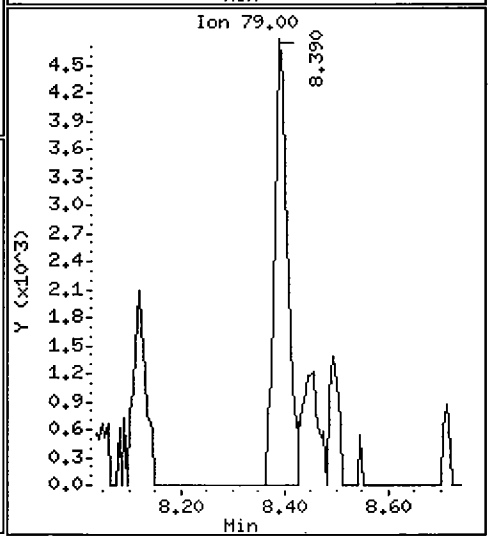

Data File: /chem3/nt4.i/20050802a.b/ih97srm.d

Date : 03-AUG-2005 00:47

Client ID: SQ-1 Instrument: nt4.i

Sample Info: IH97SRM

Volume Injected (uL): 1.0 Operator: VS

Column phase: RTX-5 Column diameter: 0.32

20 Isophorone Concentration: 65.18 ug/kg

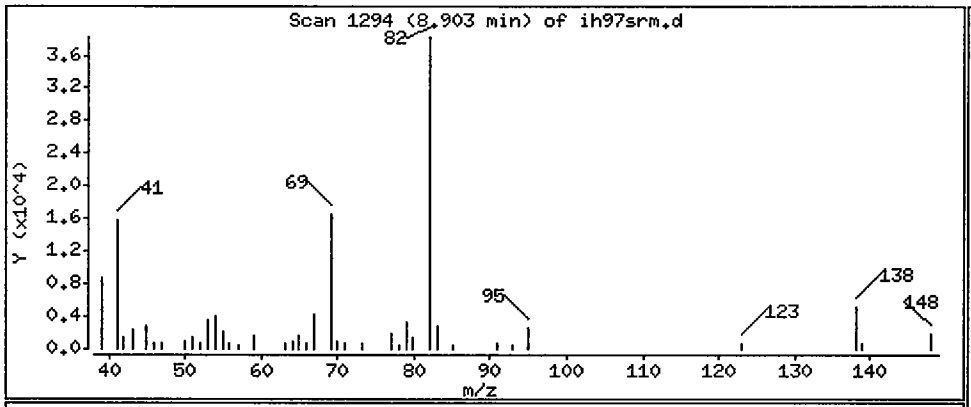

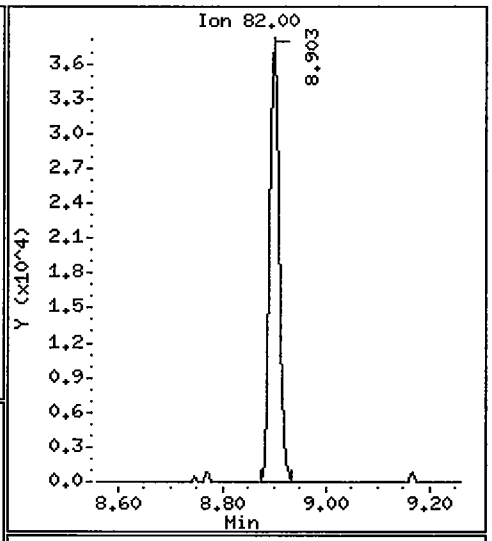

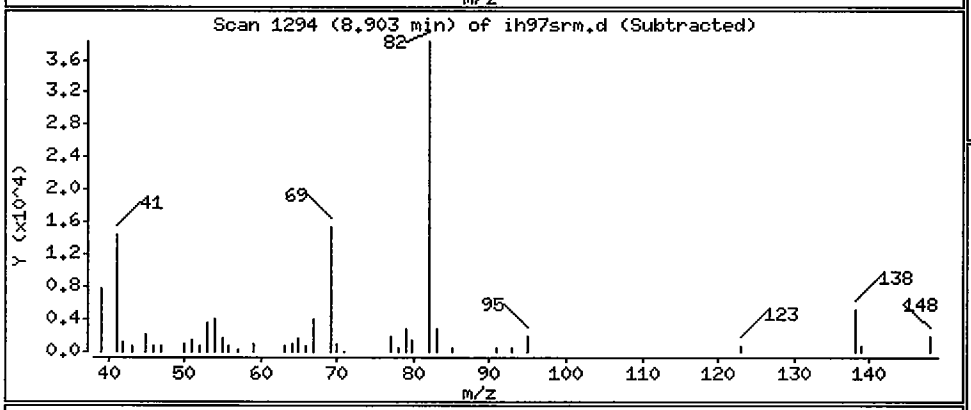

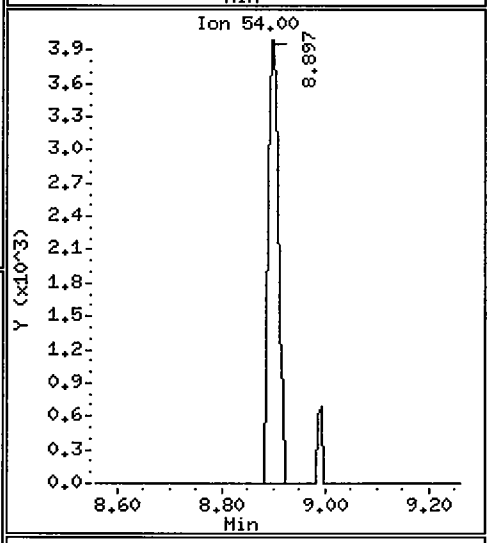

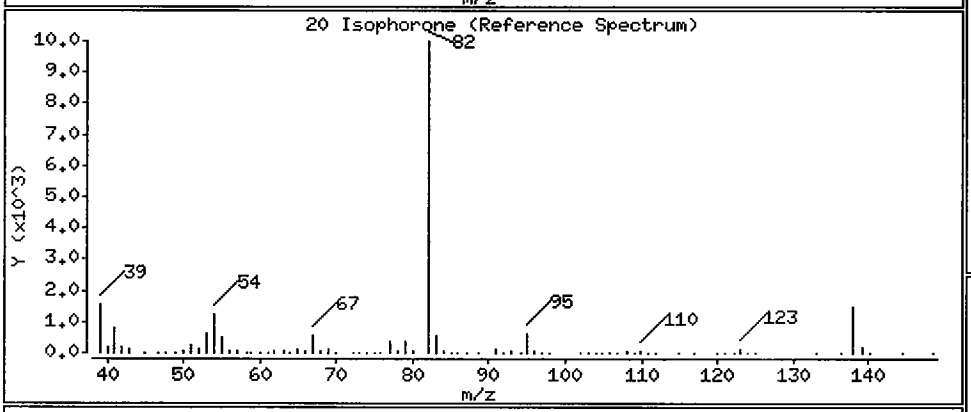

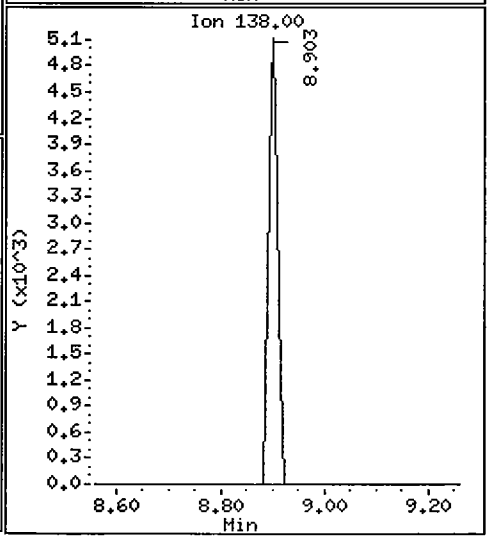

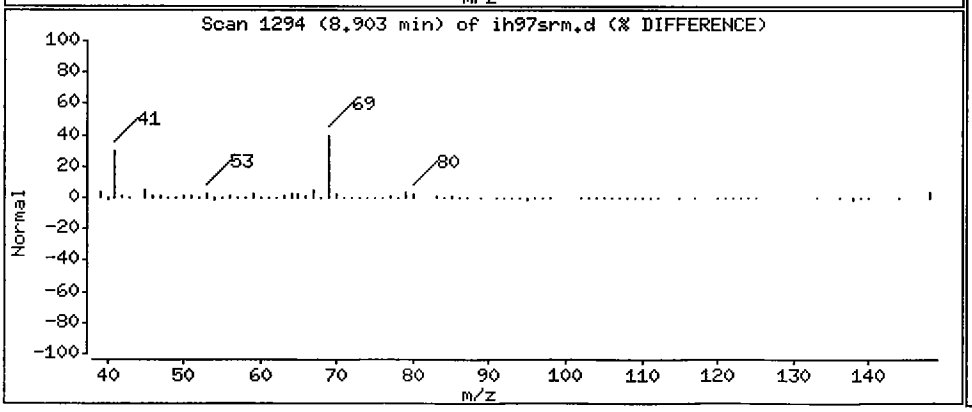

Data File: /chem3/nt4.i/20050802a.b/ih97srm.d

Date : 03-AUG-2005 00:47

Client ID: SQ-1

Instrument: nt4.i

Sample Info: IH97SRM

Volume Injected (uL): 1.0

Operator: VS

Column phase: RTX-5

Column diameter: 0.32

24 Benzoic acid

Concentration: 227.0 ug/kg

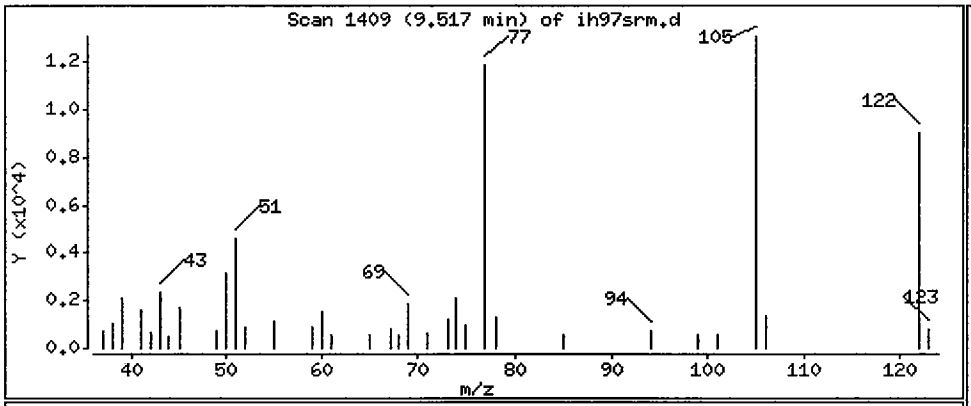

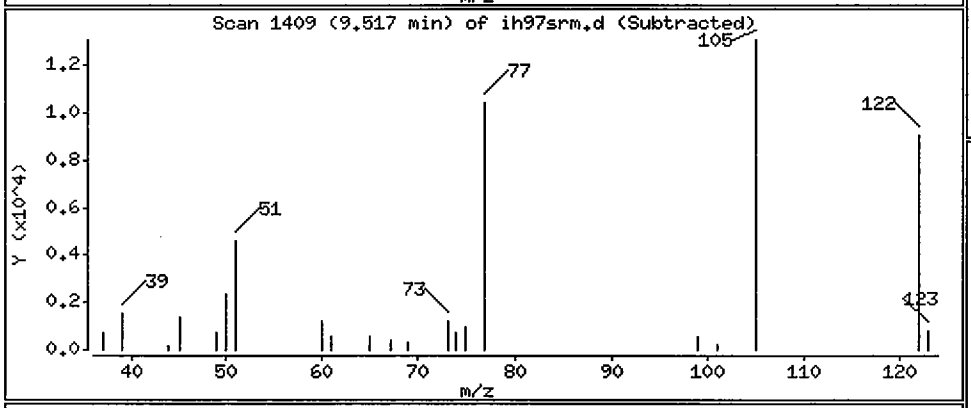

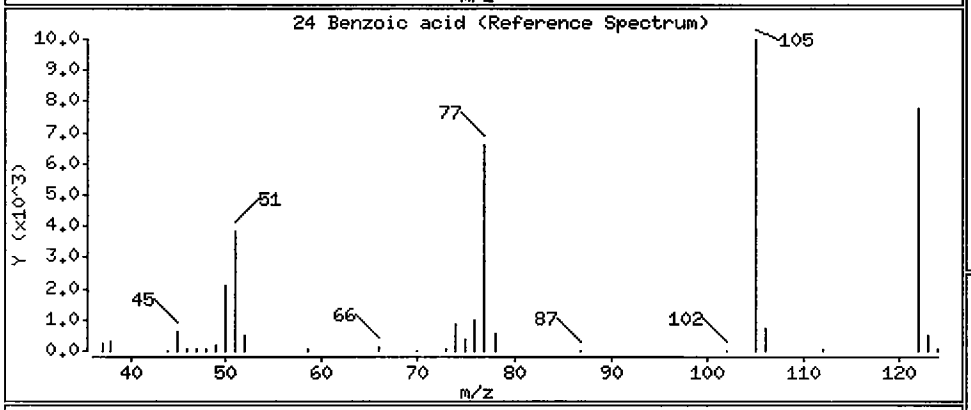

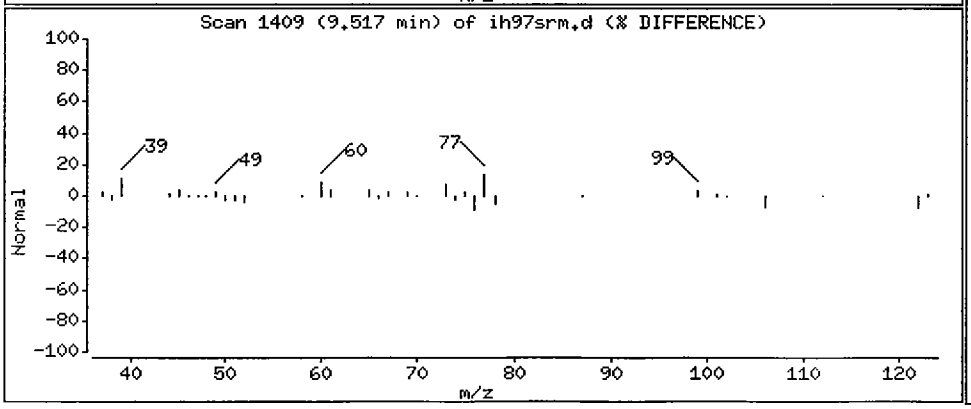

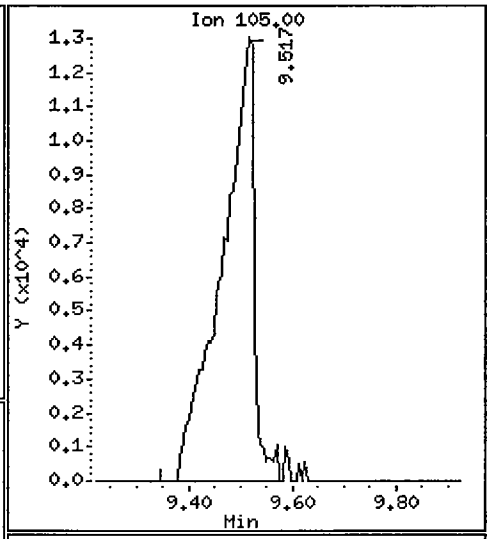

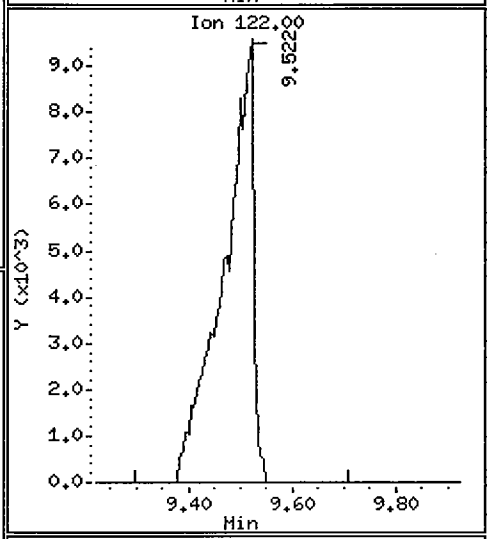

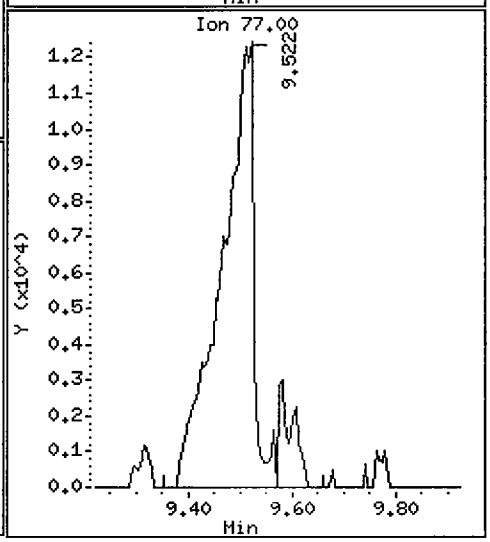

Data File: /chem3/nt4.i/20050802a.b/ih97srm.d

Date : 03-AUG-2005 00:47

Client ID: SQ-1 Instrument: nt4.i

Sample Info: IH97SRM

Volume Injected (uL): 1.0 Operator: VS

Column phase: RTX-5 Column diameter: 0.32

28 Naphthalene Concentration: 44.45 ug/kg

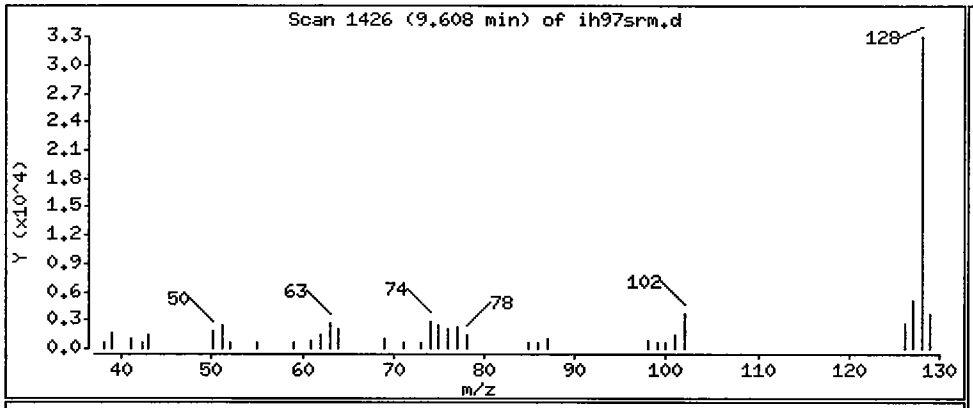

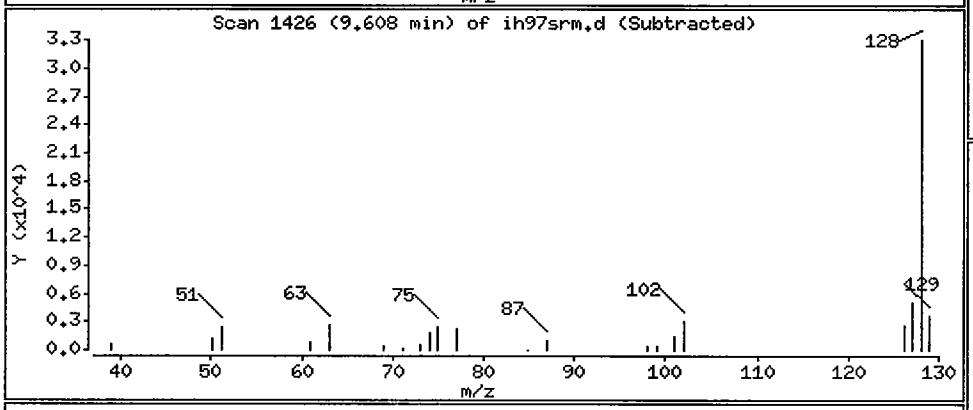

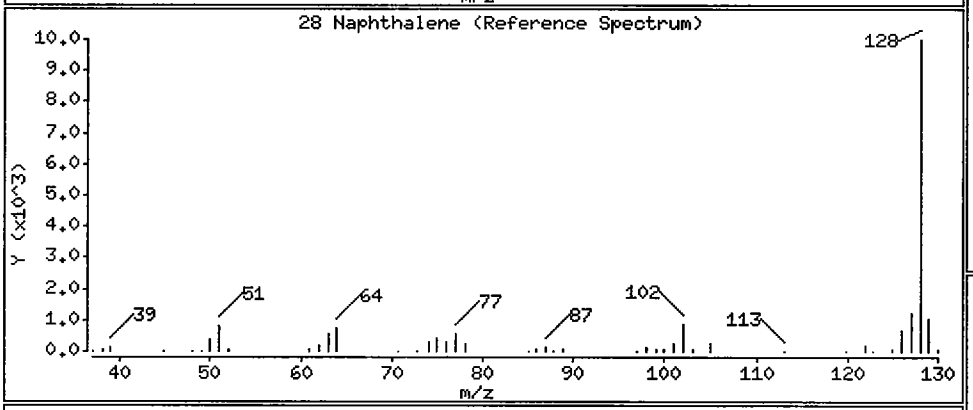

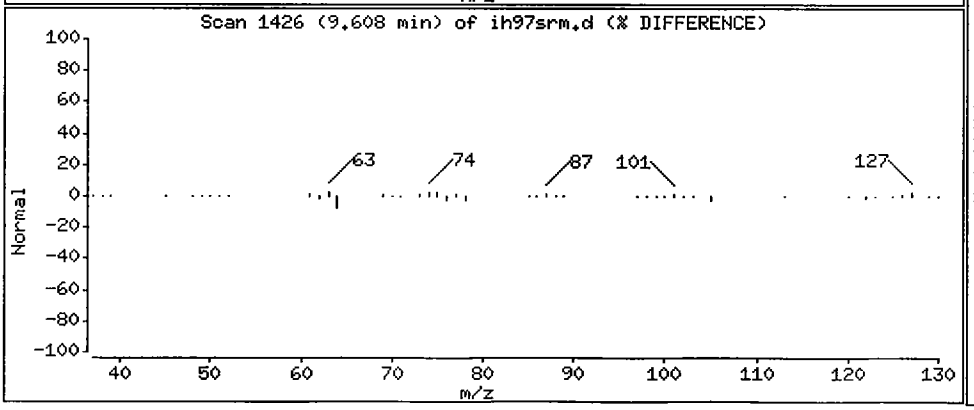

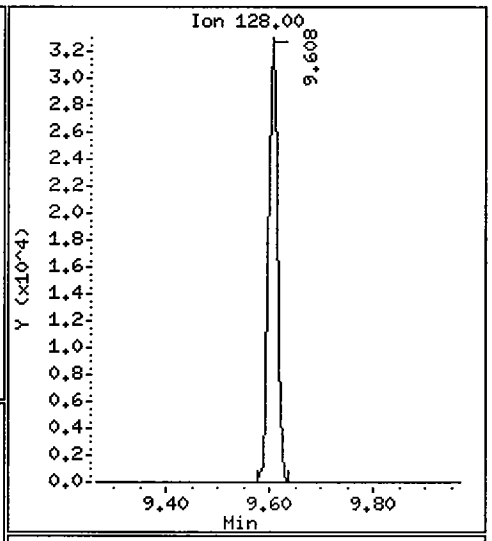

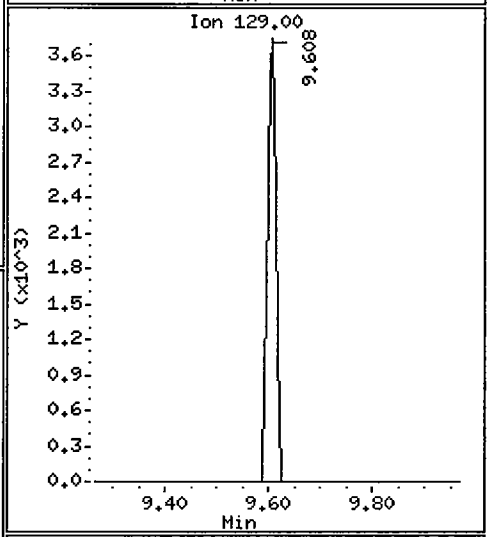

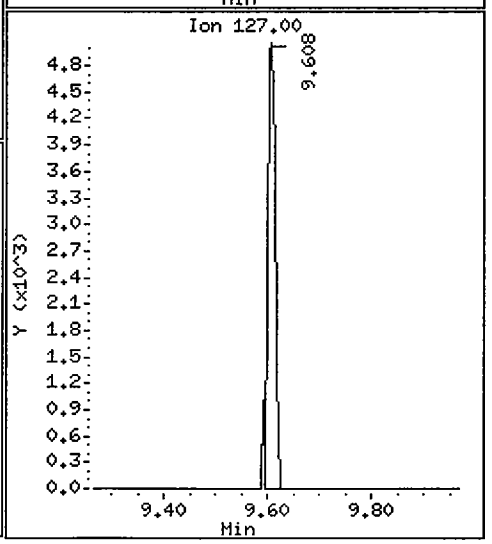

Data File: /chem3/nt4.i/20050802a.b/ih97srm.d

Date : 03-AUG-2005 00:47

Client ID: SQ-1 Instrument: nt4.i

Sample Info: IH97SRM

Volume Injected (uL): 1.0 Operator: VS

Column phase: RTX-5 Column diameter: 0.32

32 2-Methylnaphthalene Concentration: 61.36 ug/kg

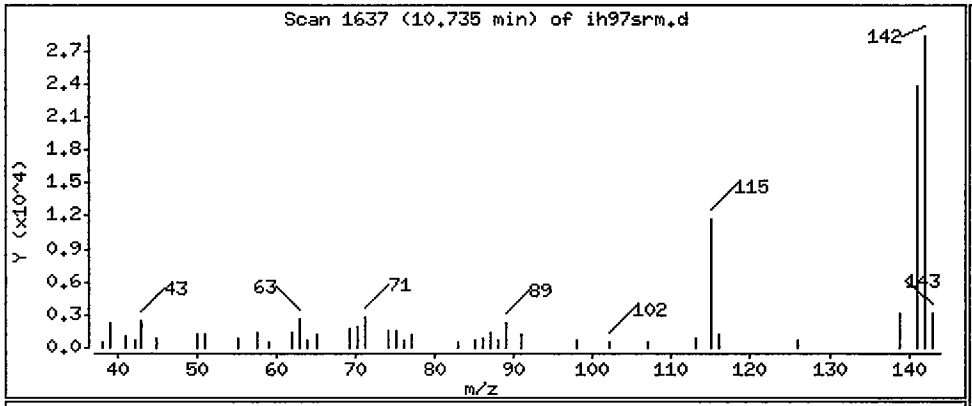

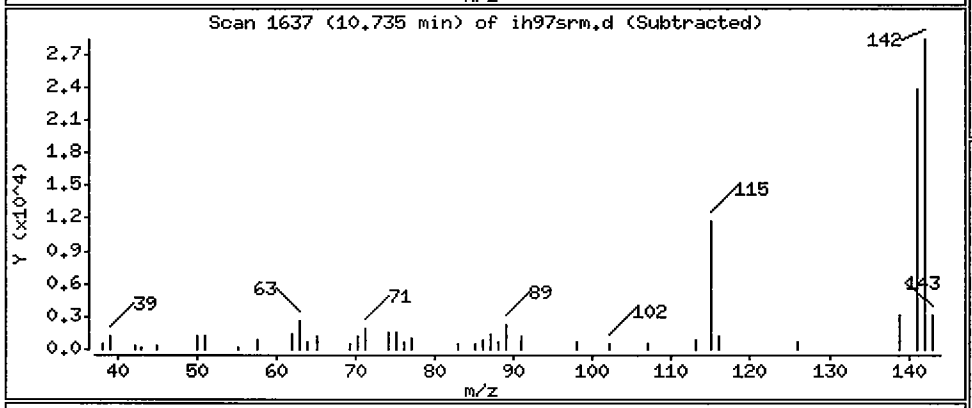

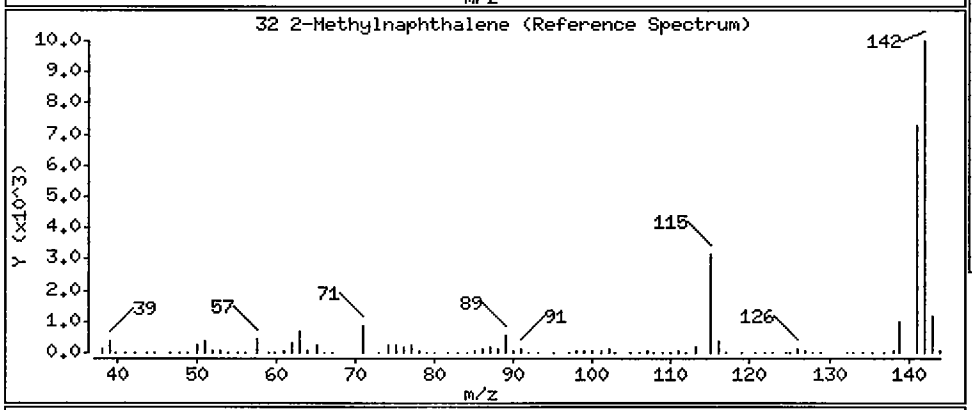

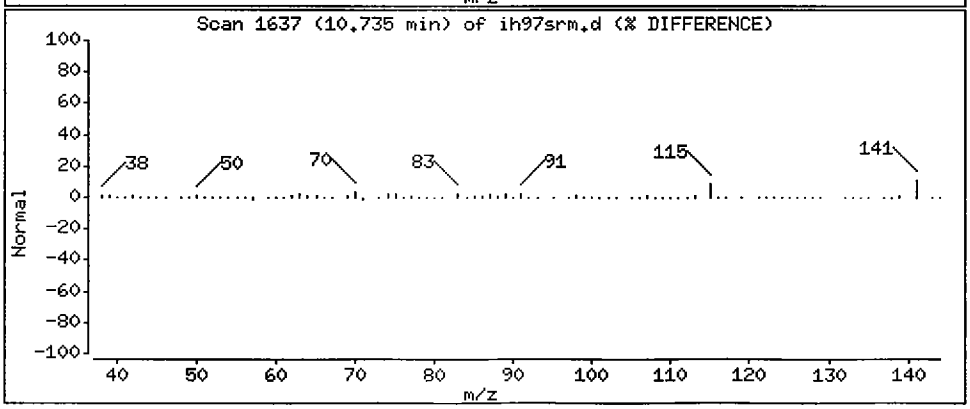

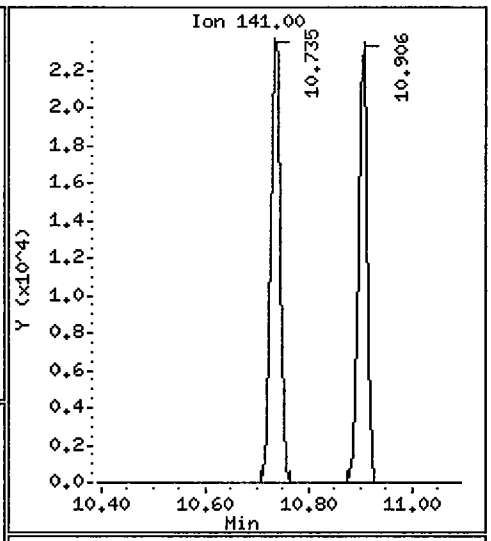

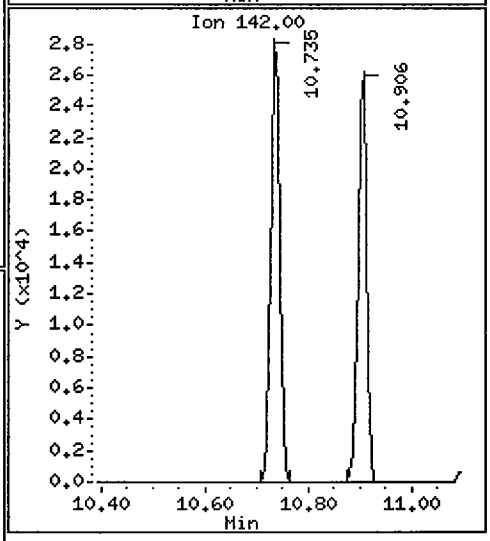

Data File: /chem3/nt4.i/20050802a.b/ih97srm.d

Date : 03-AUG-2005 00:47

Client ID: SQ-1

Instrument: nt4.i

Sample Info: IH97SRM

Volume Injected (uL): 1.0

Operator: VS

Column phase: RTX-5

Column diameter: 0.32

40 Acenaphthylene

Concentration: 21.67 ug/kg

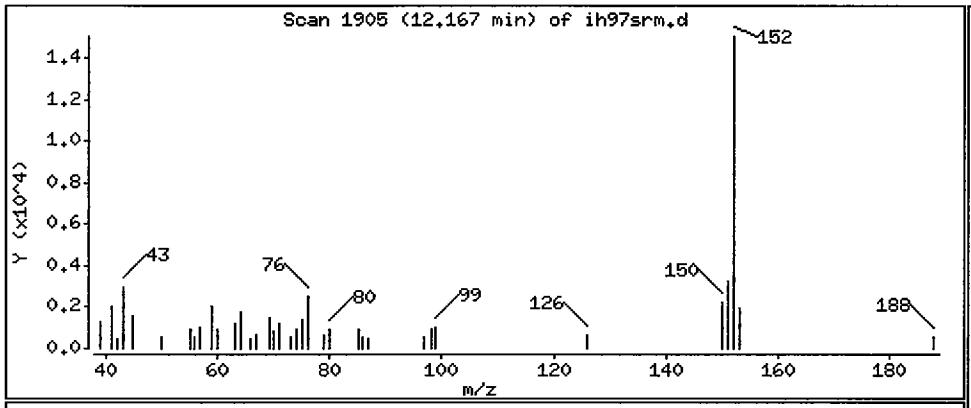

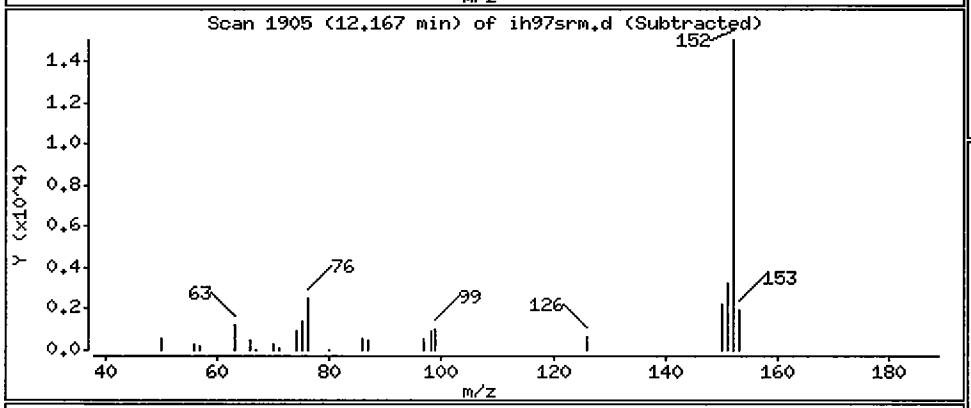

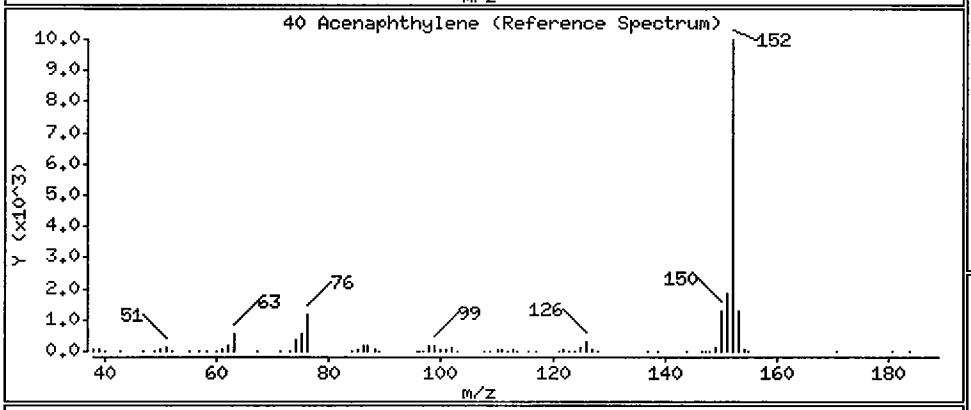

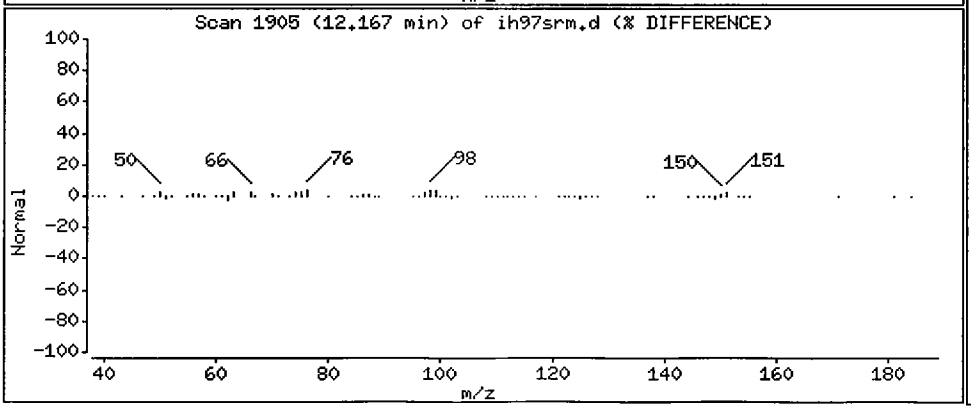

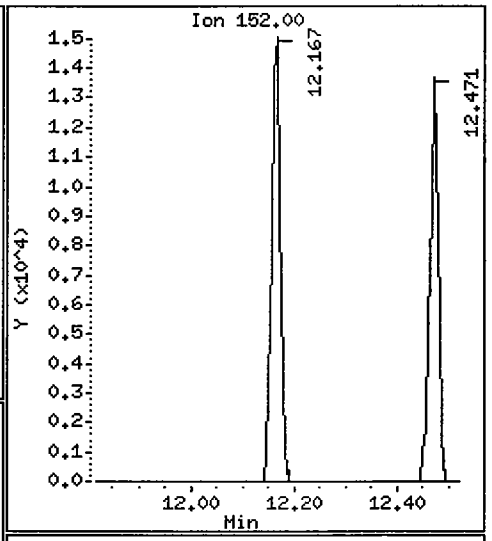

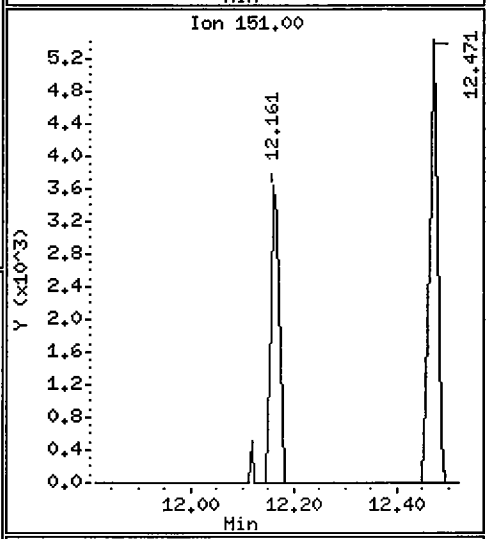

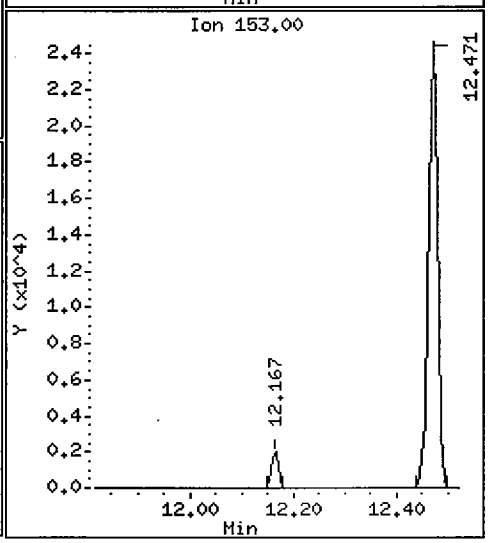

Data File: /chem3/nt4.i/20050802a.b/ih97srm.d

Date : 03-AUG-2005 00:47

Client ID: SQ-1 Instrument: nt4.i

Sample Info: IH97SRM

Volume Injected (uL): 1.0 Operator: VS

Column phase: RTX-5 Column diameter: 0.32

44 Acenaphthene Concentration: 59.69 ug/kg

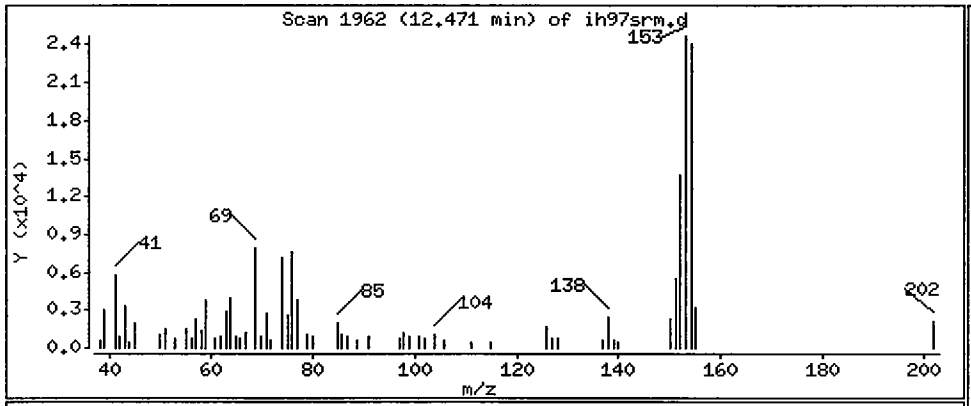

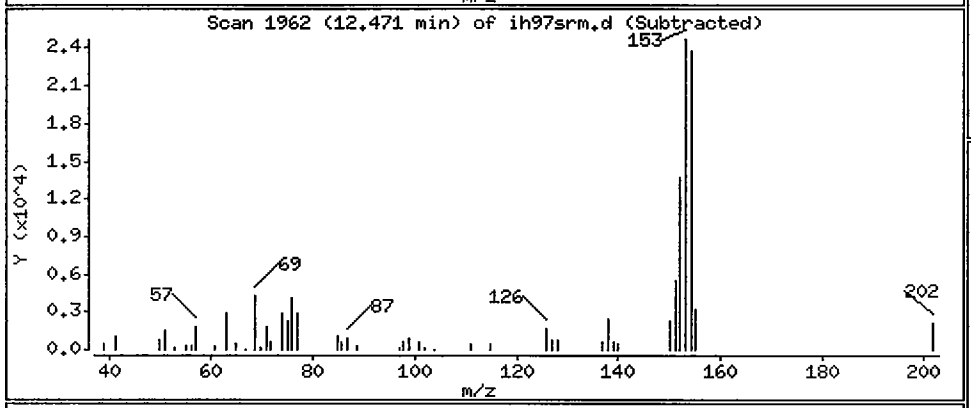

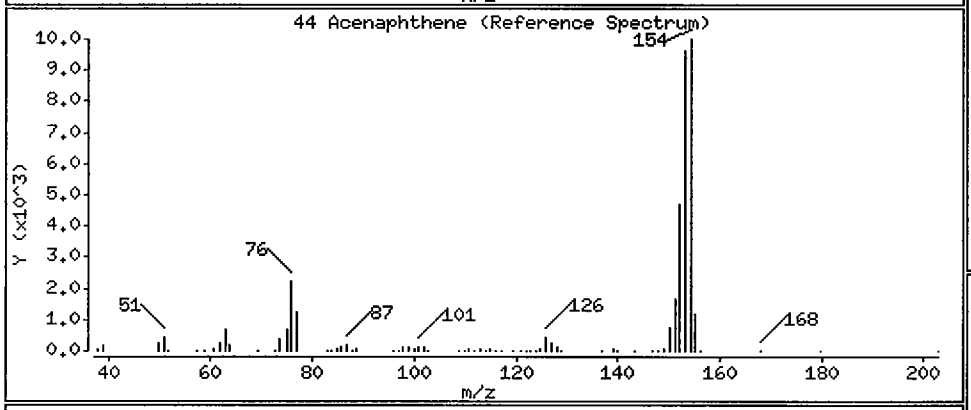

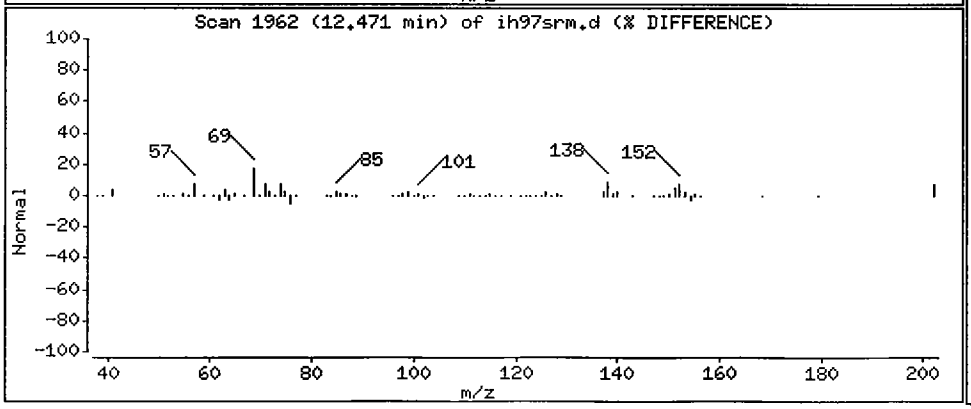

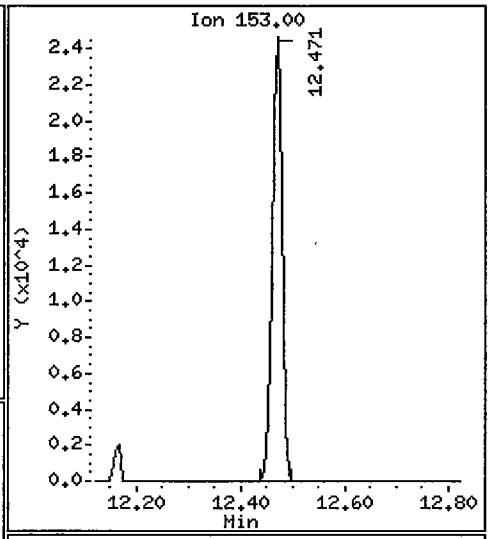

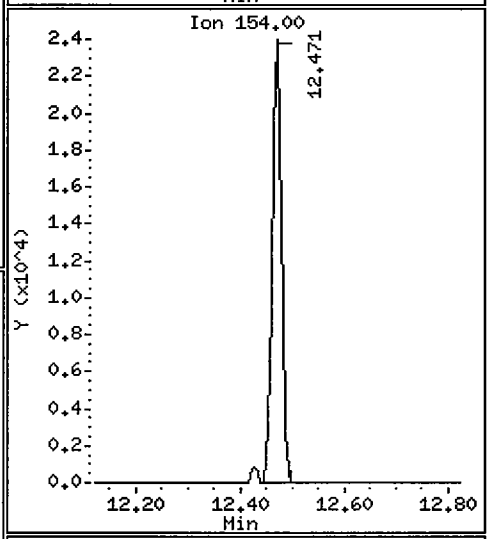

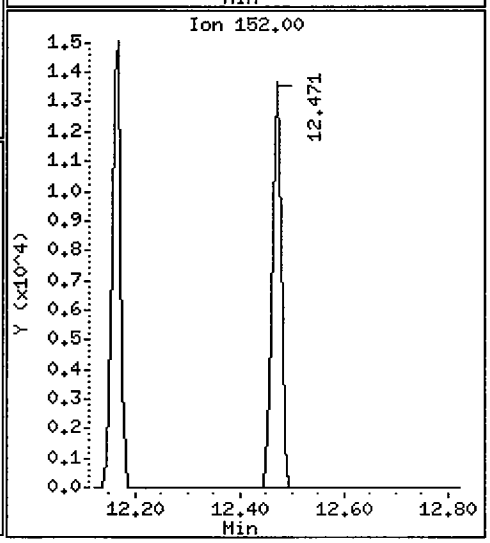

Data File: /chem3/nt4.i/20050802a.b/ih97srm.d

Date : 03-AUG-2005 00:47

Client ID: SQ-1

Instrument: nt4.i

Sample Info: IH97SRM

Volume Injected (uL): 1.0

Operator: VS

Column phase: RTX-5

Column diameter: 0.32

49 Fluorene

Concentration: 56.42 ug/kg

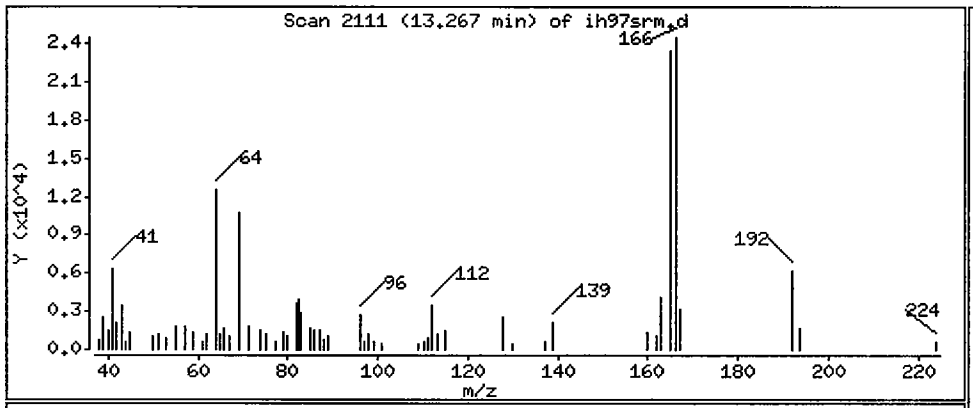

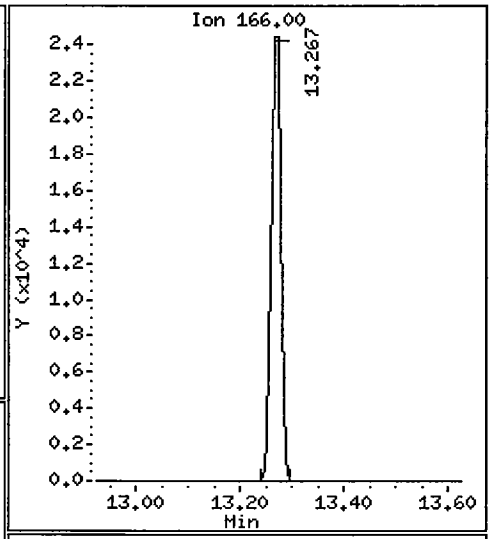

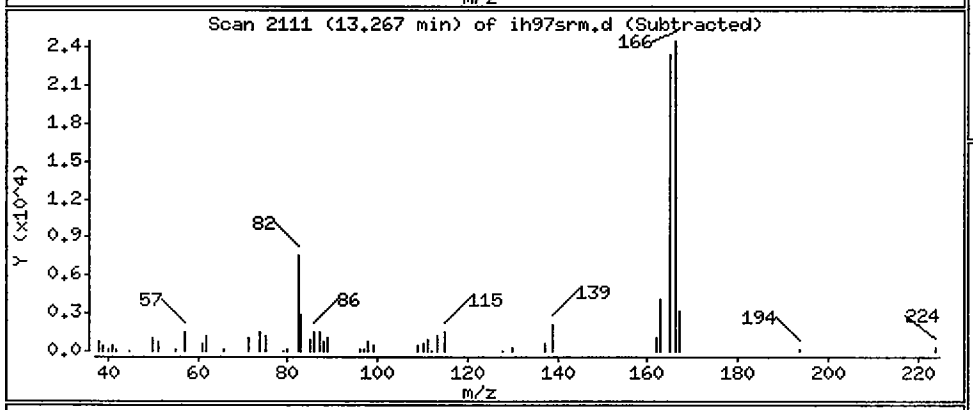

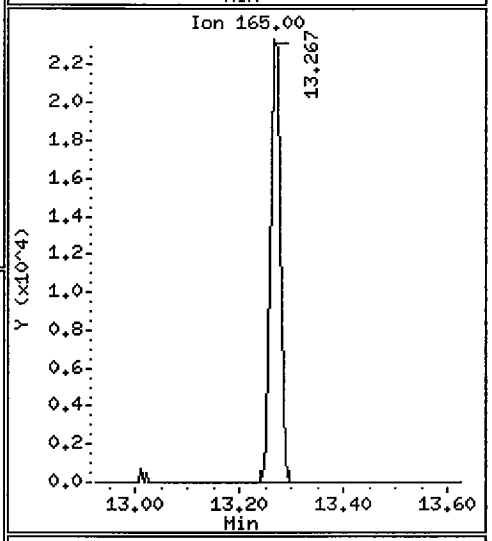

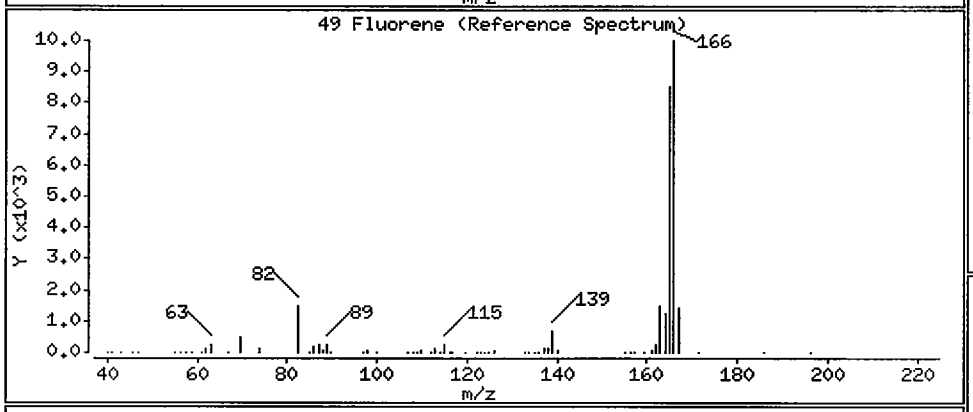

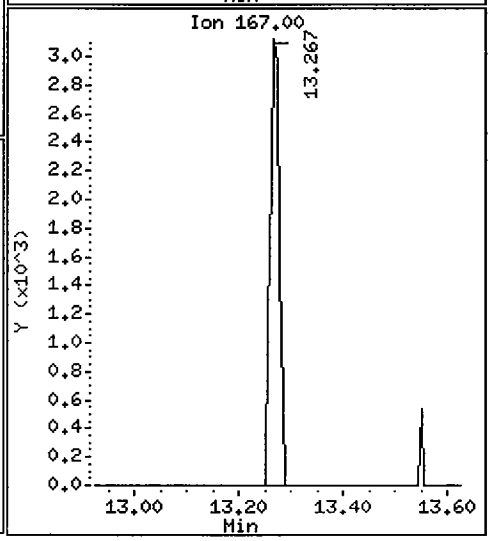

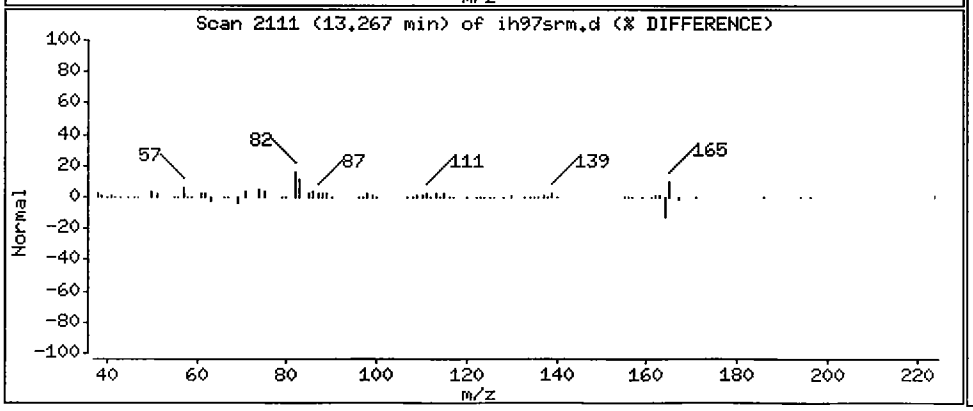

Data File: /chem3/nt4.i/20050802a.b/ih97srm.d

Date : 03-AUG-2005 00:47

Client ID: SQ-1

Instrument: nt4.i

Sample Info: IH97SRM

Volume Injected (uL): 1.0

Operator: VS

Column phase: RTX-5

Column diameter: 0.32

51 4-Chlorophenyl-phenylether

Concentration: 53.09 ug/kg

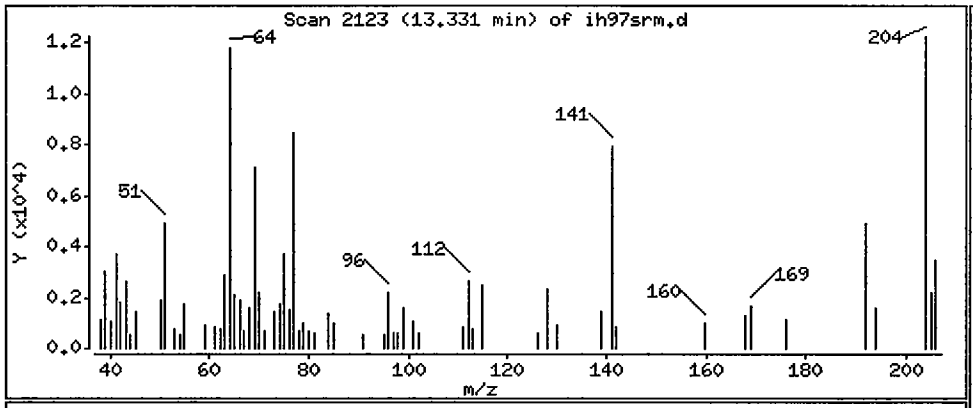

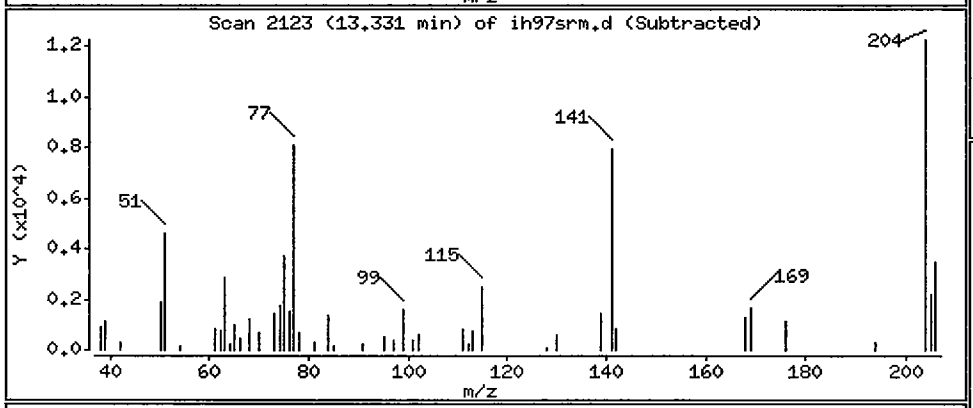

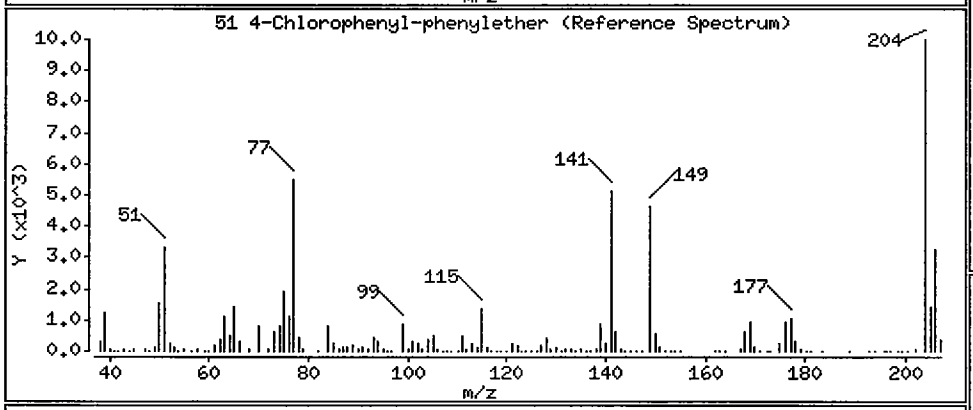

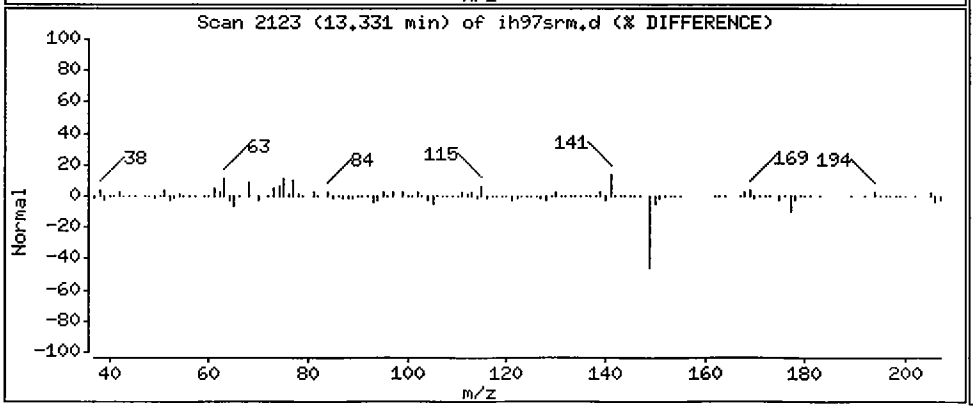

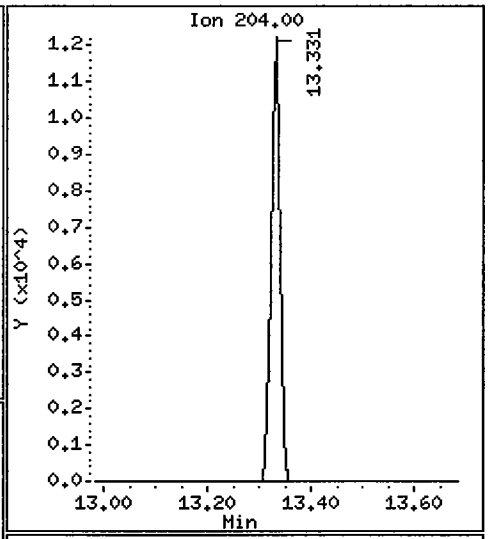

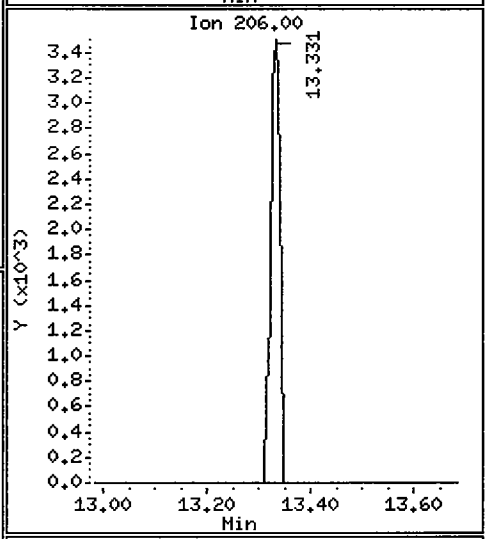

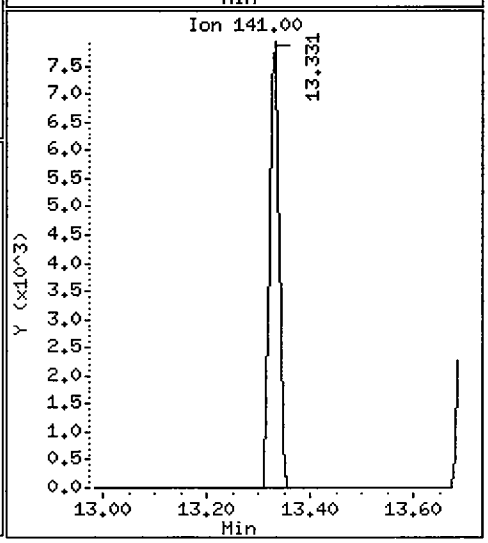

Data File: /chem3/nt4.i/20050802a.b/ih97srm.d

Date : 03-AUG-2005 00:47

Client ID: SQ-1 Instrument: nt4.i

Sample Info: IH97SRM

Volume Injected (uL): 1.0 Operator: VS

Column phase: RTX-5 Column diameter: 0.32

56 4-Bromophenyl-phenylether Concentration: 122.9 ug/kg

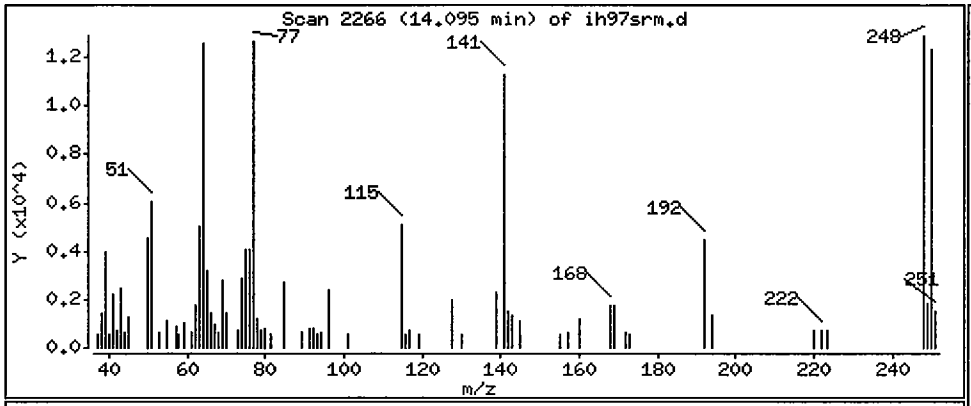

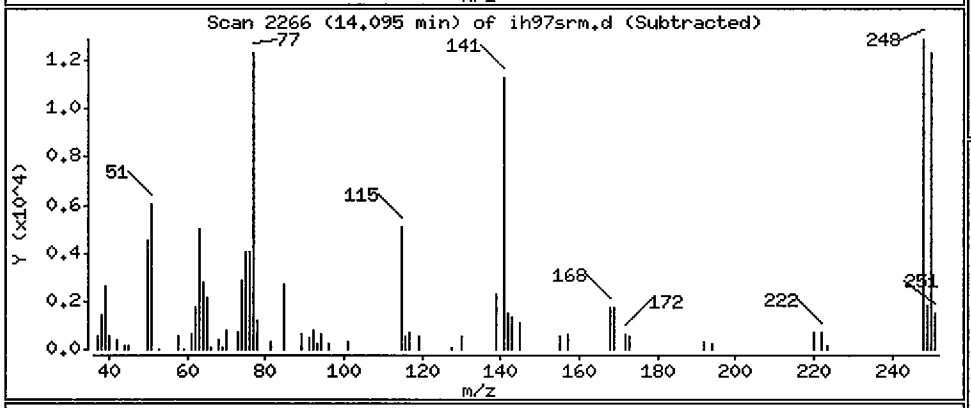

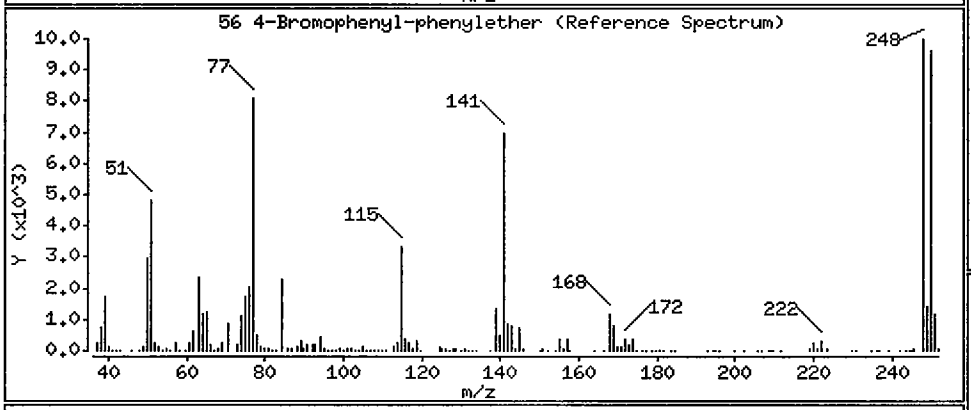

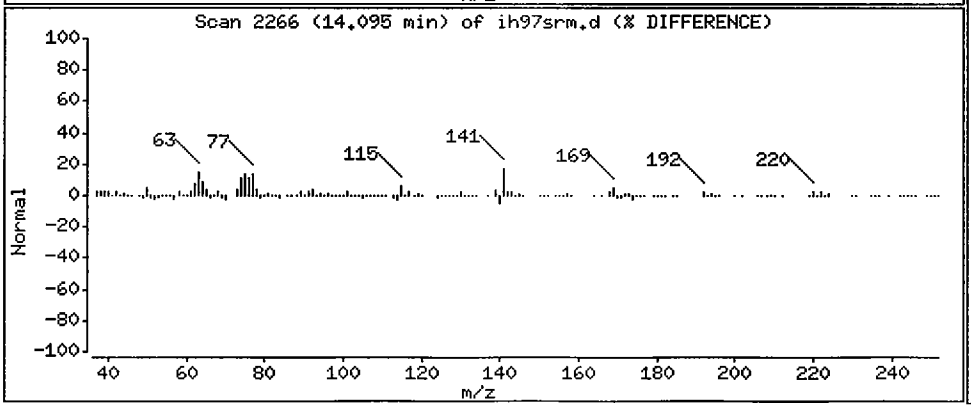

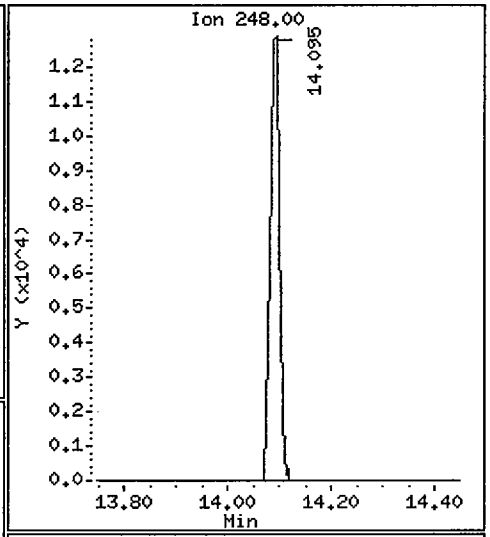

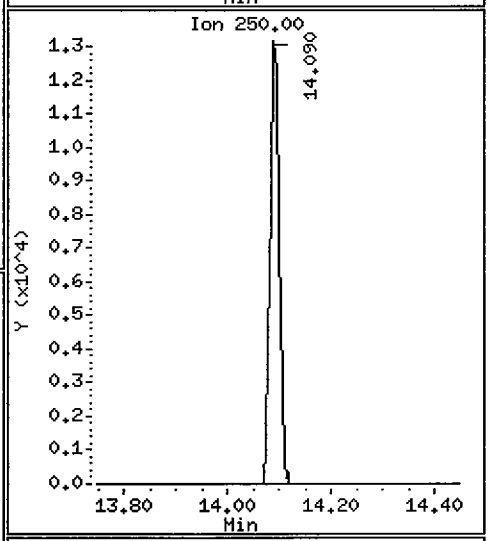

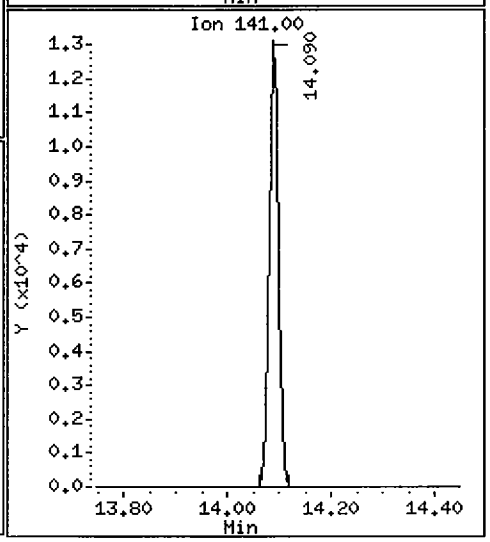

Data File: /chem3/nt4.i/20050802a.b/ih97srm.d

Date : 03-AUG-2005 00:47

Client ID: SQ-1 Instrument: nt4.i

Sample Info: IH97SRM

Volume Injected (uL): 1.0 Operator: VS

Column phase: RTX-5 Column diameter: 0.32

58 Pentachlorophenol Concentration: 257.2 ug/kg

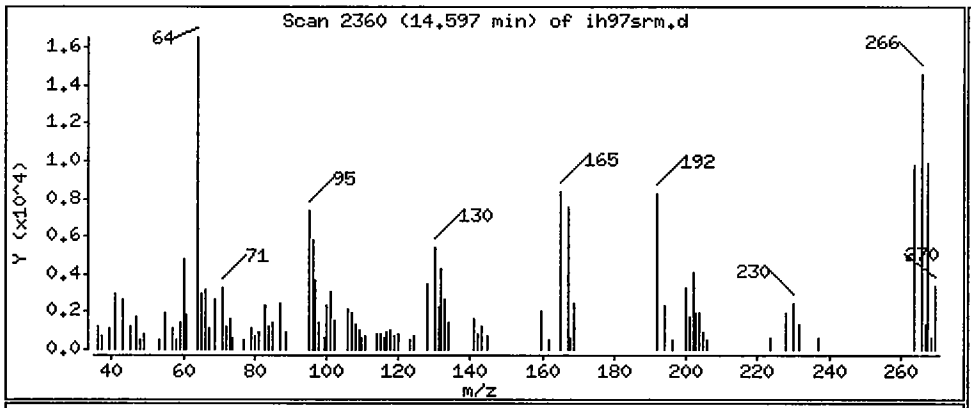

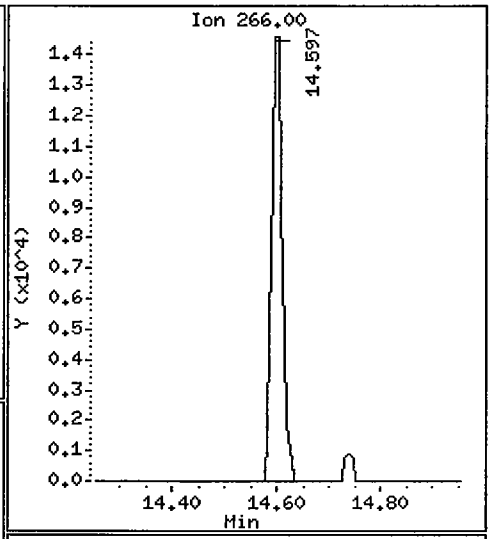

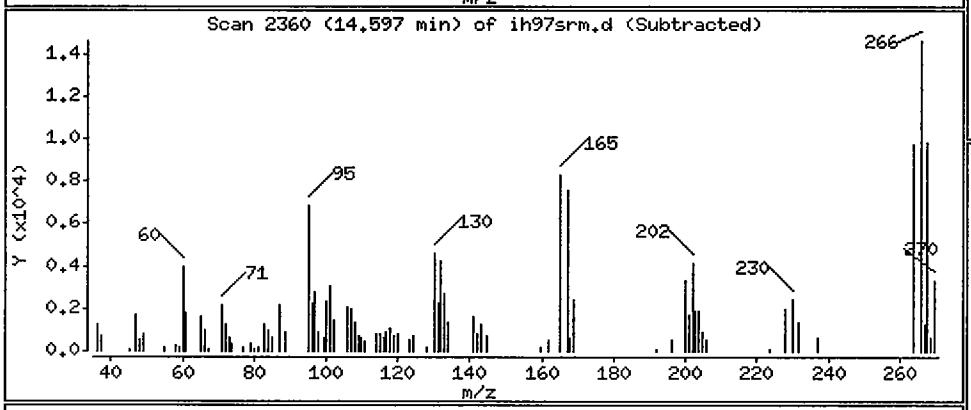

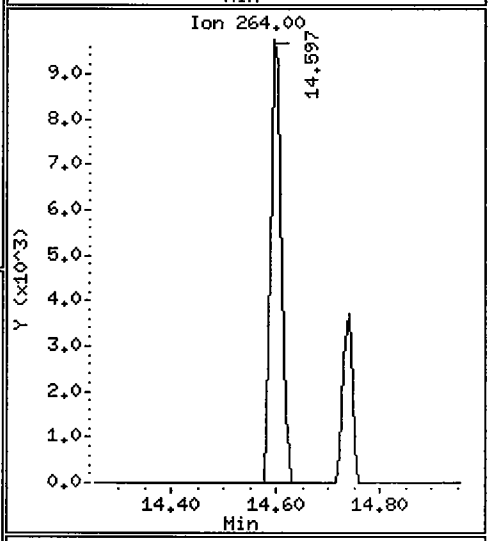

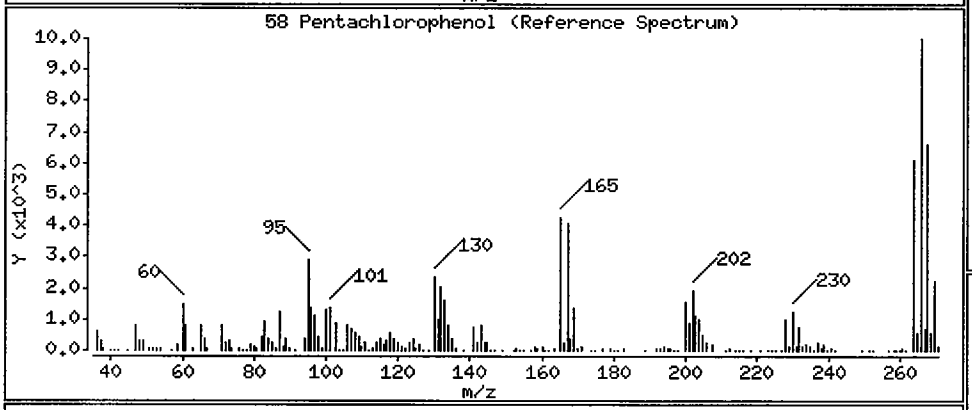

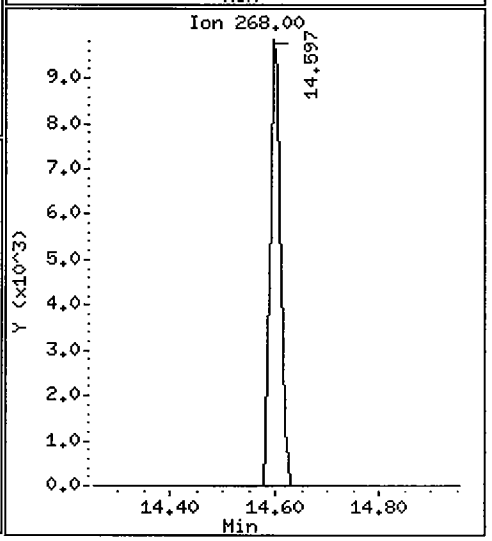

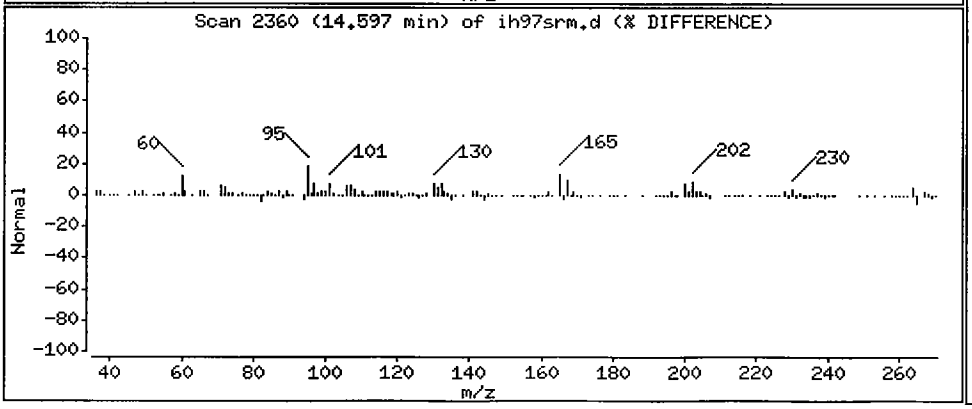

Data File: /chem3/nt4.i/20050802a.b/ih97srm.d

Date : 03-AUG-2005 00:47

Client ID: SQ-1

Instrument: nt4.i

Sample Info: IH97SRM

Volume Injected (uL): 1.0

Operator: VS

Column phase: RTX-5

Column diameter: 0.32

60 Phenanthrene

Concentration: 72.15 ug/kg

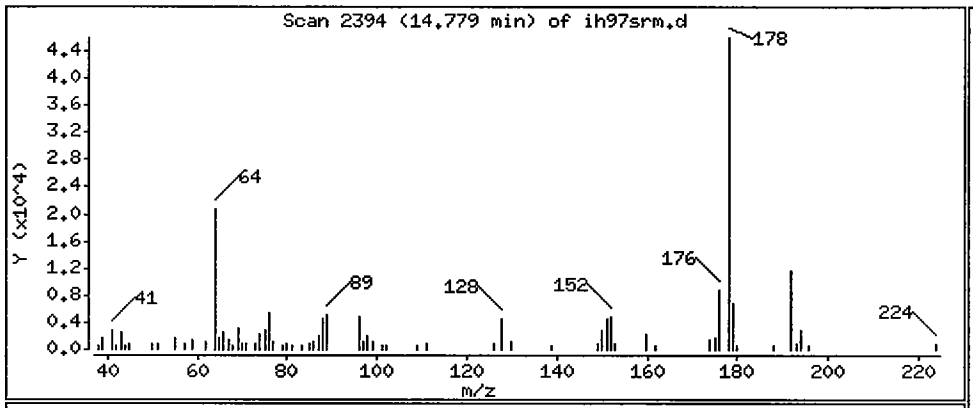

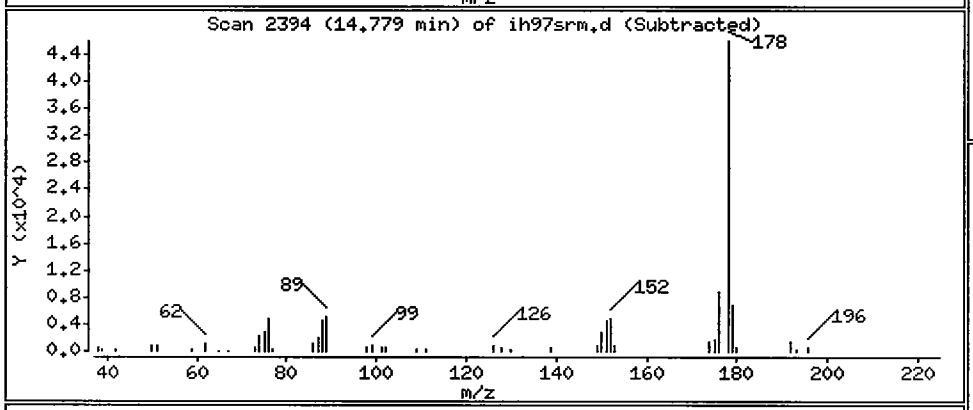

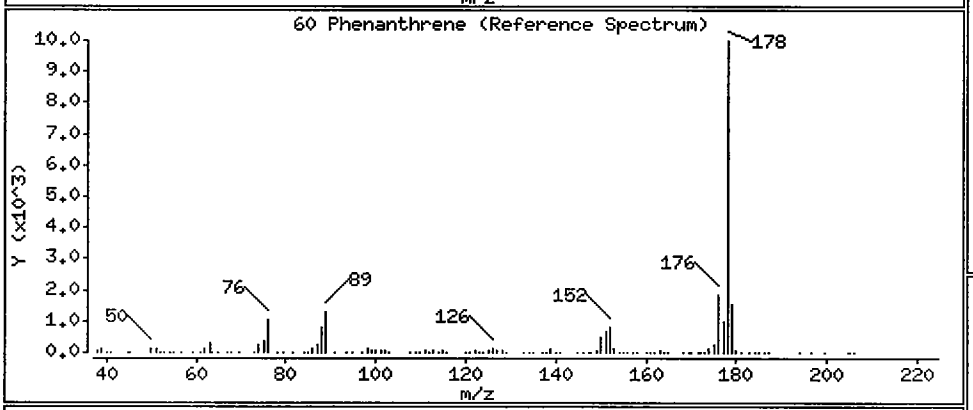

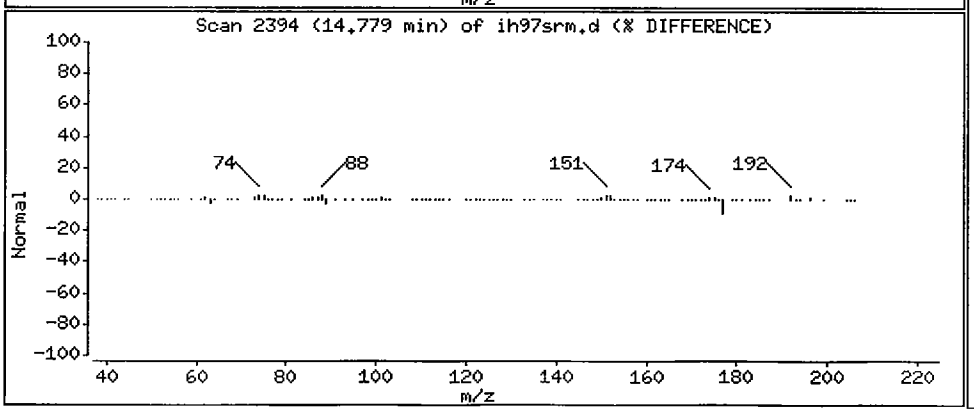

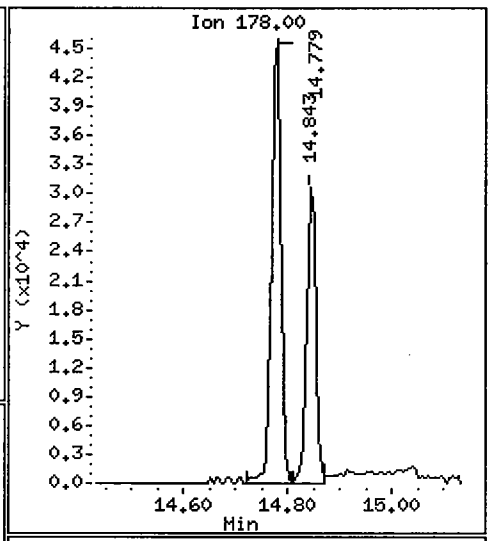

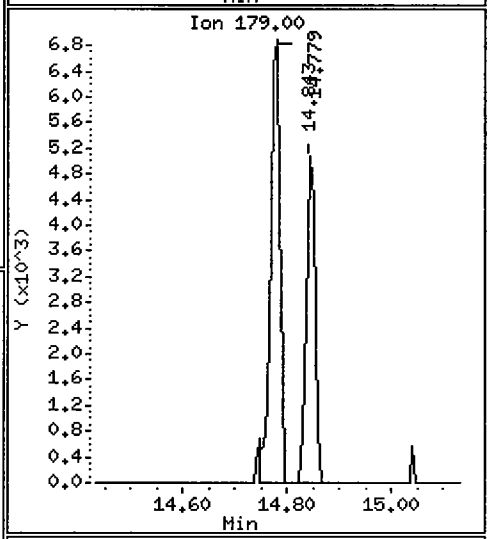

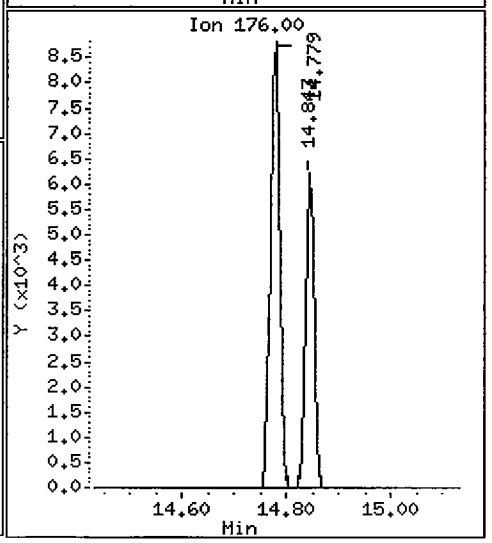

Data File: /chem3/nt4.i/20050802a.b/ih97srm.d

Date : 03-AUG-2005 00:47

Client ID: SQ-1

Instrument: nt4.i

Sample Info: IH97SRM

Volume Injected (uL): 1.0

Operator: VS

Column phase: RTX-5

Column diameter: 0.32

61 Anthracene

Concentration: 49.86 ug/kg

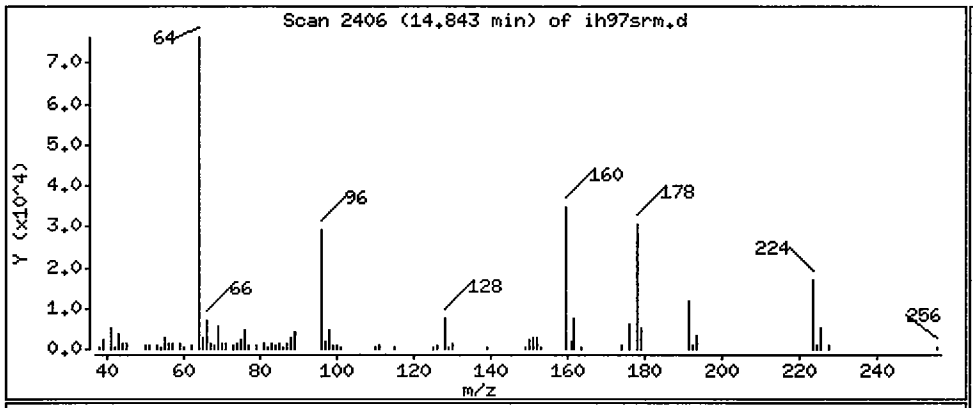

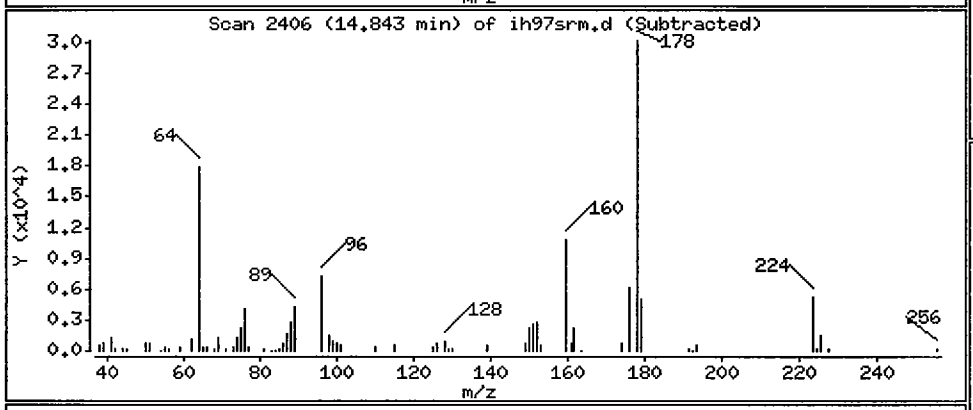

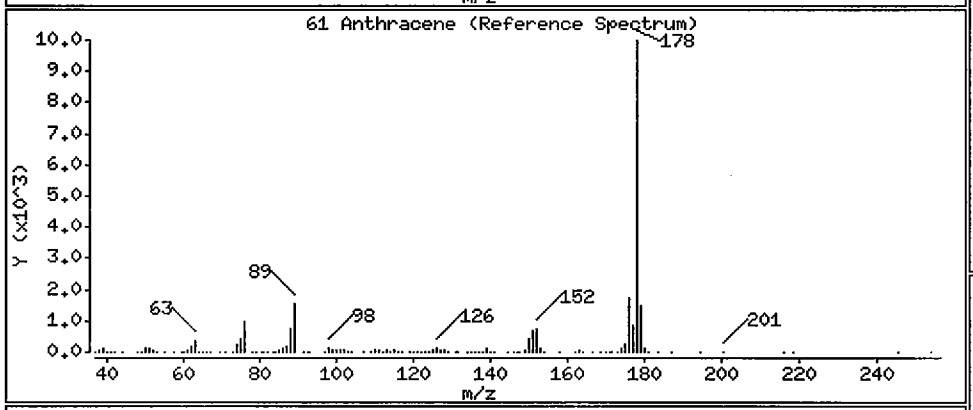

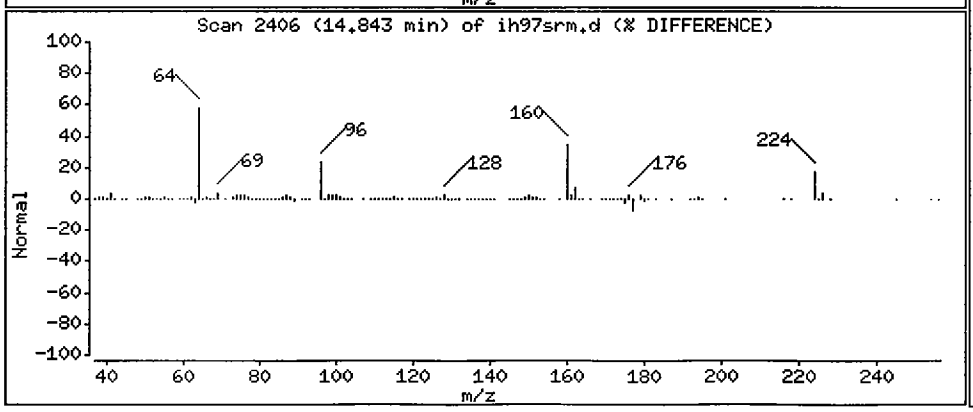

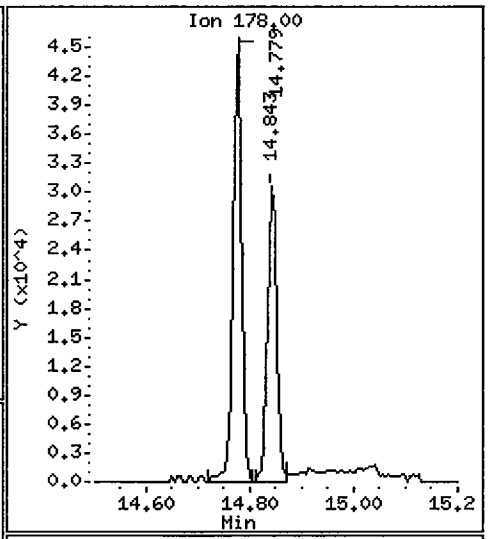

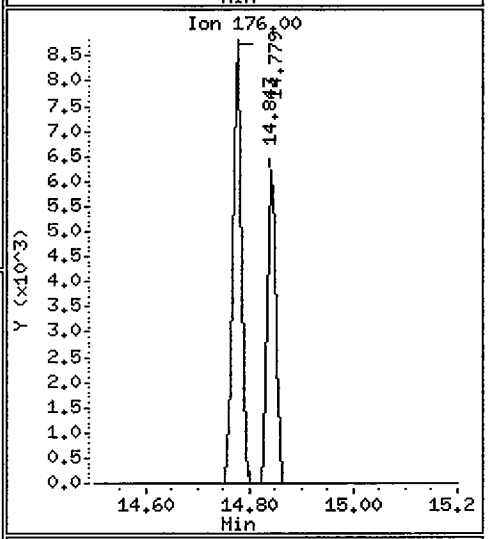

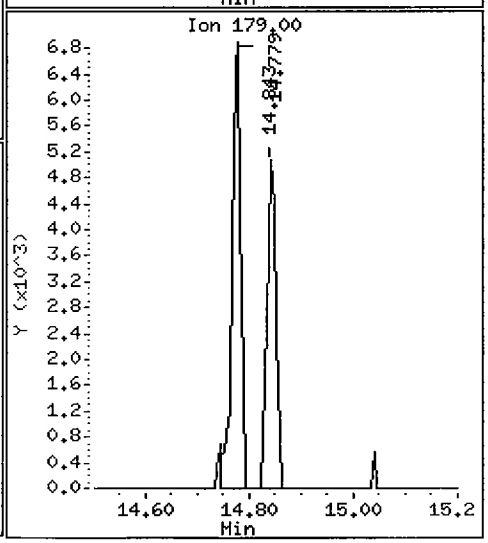

Data File: /chem3/nt4.i/20050802a.b/ih97srm.d

Date : 03-AUG-2005 00:47

Client ID: SQ-1

Instrument: nt4.i

Sample Info: IH97SRM

Volume Injected (uL): 1.0

Operator: VS

Column phase: RTX-5

Column diameter: 0.32

64 Fluoranthene

Concentration: 59.27 ug/kg

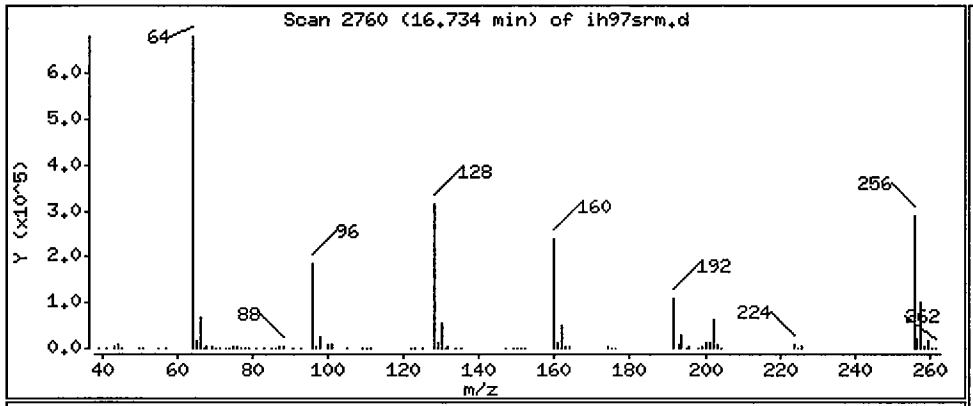

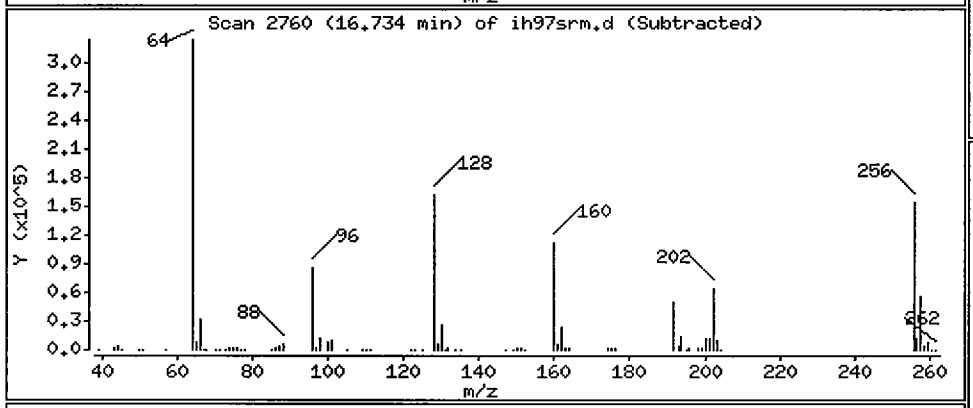

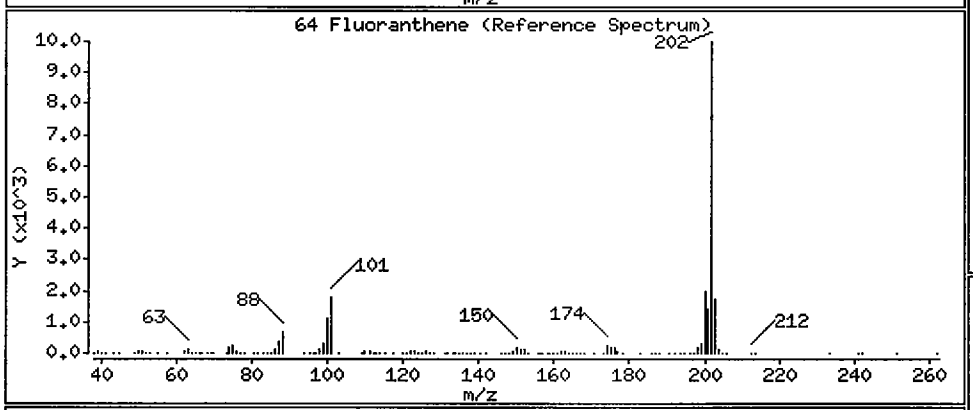

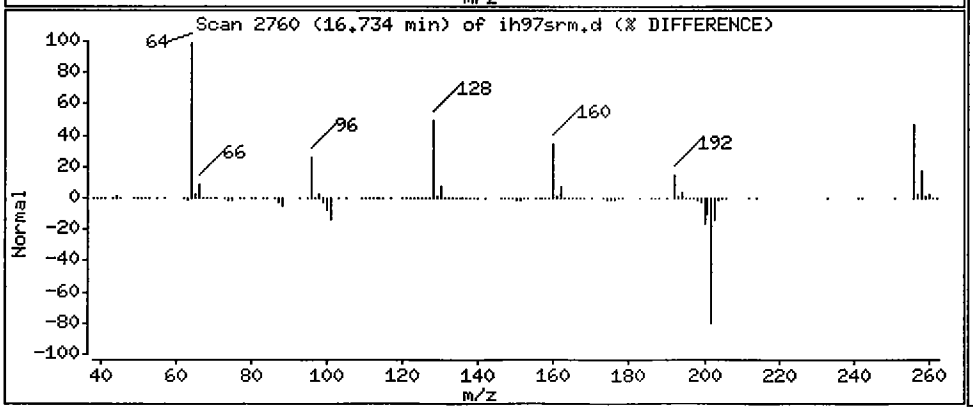

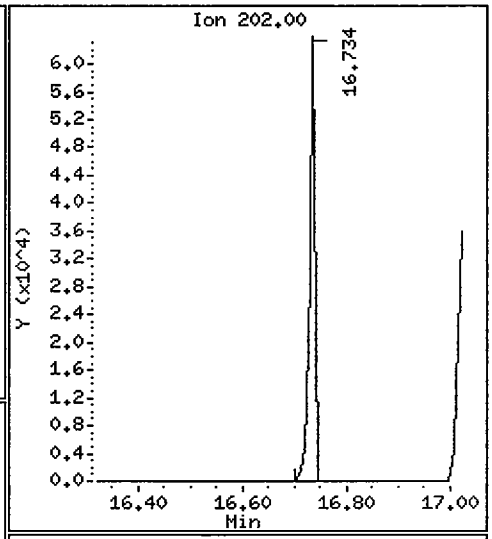

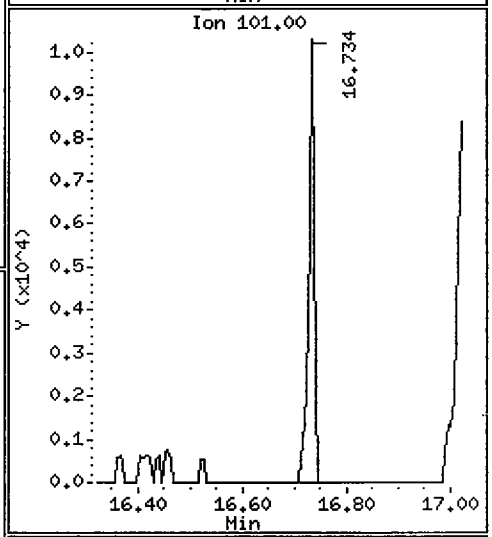

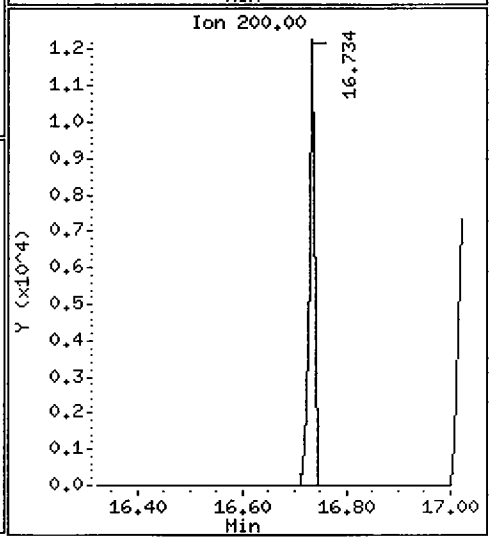

Data File: /chem3/nt4.i/20050802a.b/ih97srm.d

Date : 03-AUG-2005 00:47

Client ID: SQ-1 Instrument: nt4.i

Sample Info: IH97SRM

Volume Injected (uL): 1.0 Operator: VS

Column phase: RTX-5 Column diameter: 0.32

65 Pyrene Concentration: 54.59 ug/kg

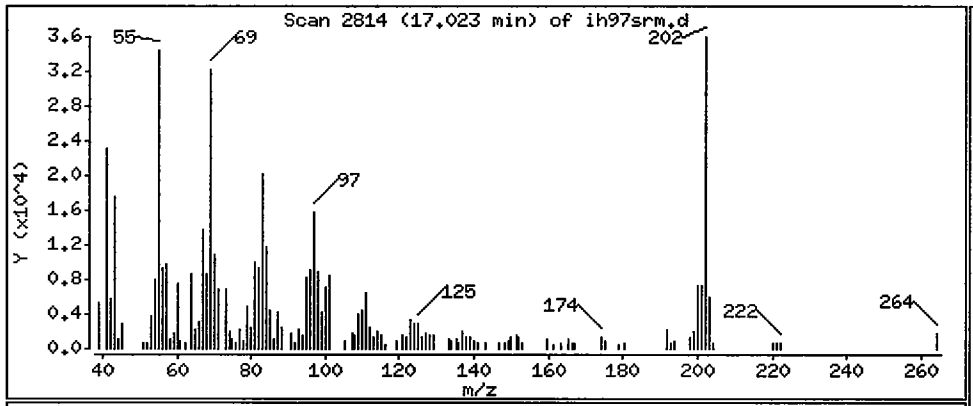

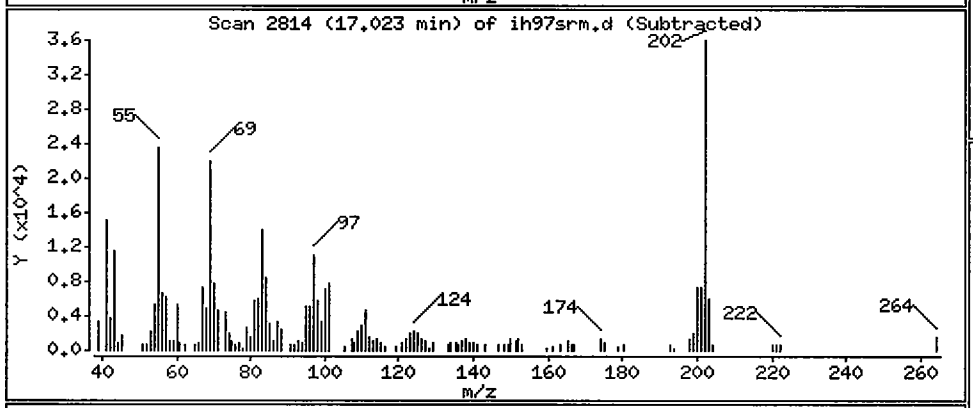

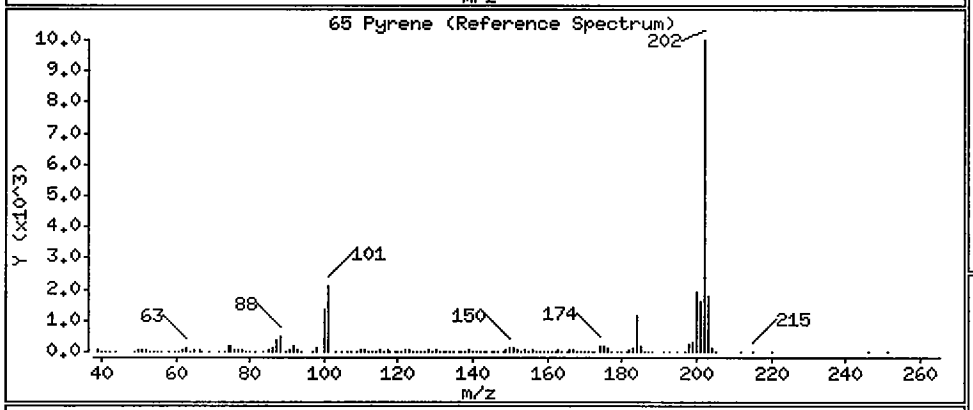

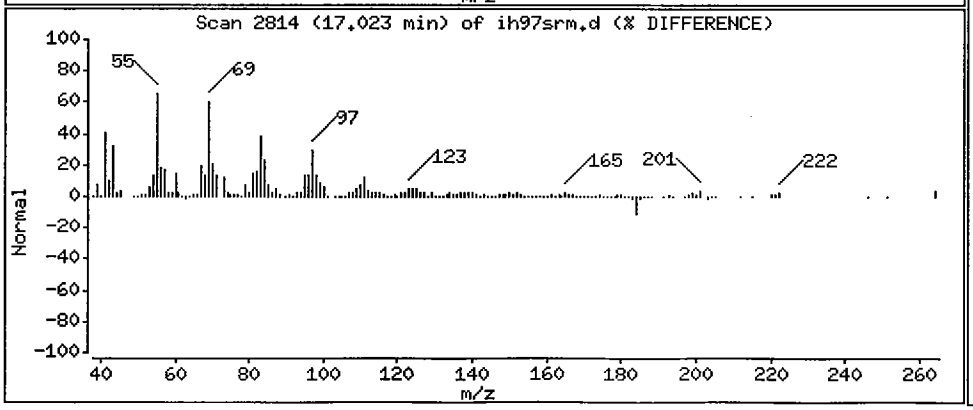

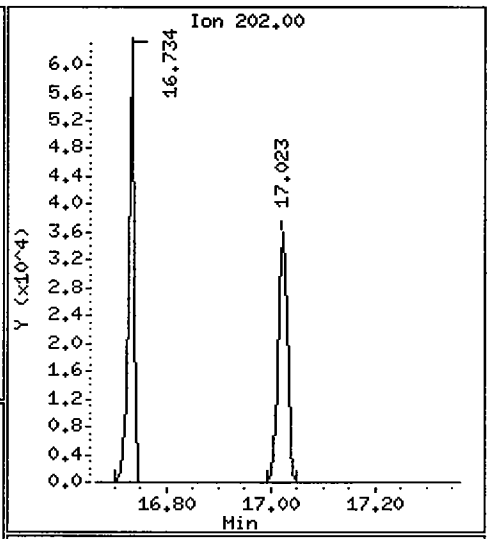

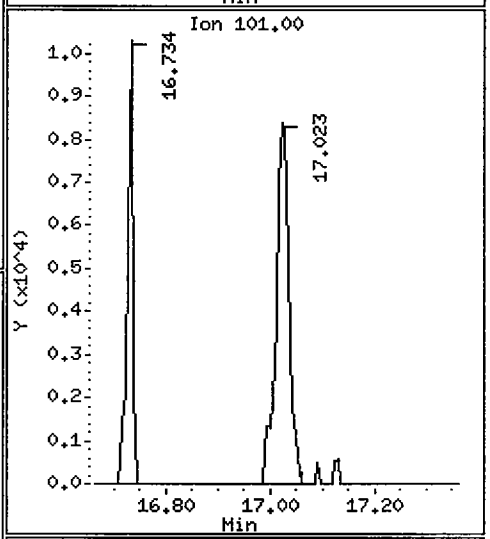

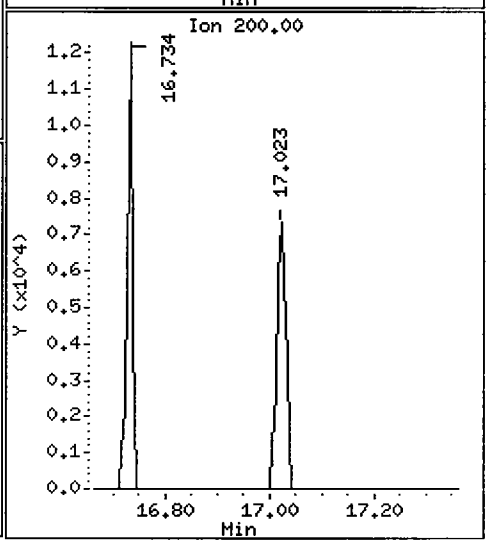

Data File: /chem3/nt4.i/20050802a.b/ih97srm.d

Date : 03-AUG-2005 00:47

Client ID: SQ-1 Instrument: nt4.i

Sample Info: IH97SRM

Volume Injected (uL): 1.0 Operator: VS

Column phase: RTX-5 Column diameter: 0.32

68 Benzo(a)anthracene Concentration: 49.85 ug/kg

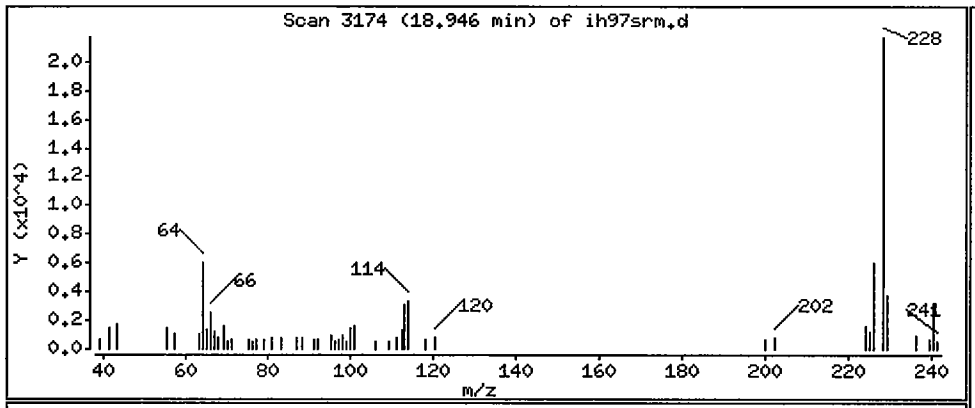

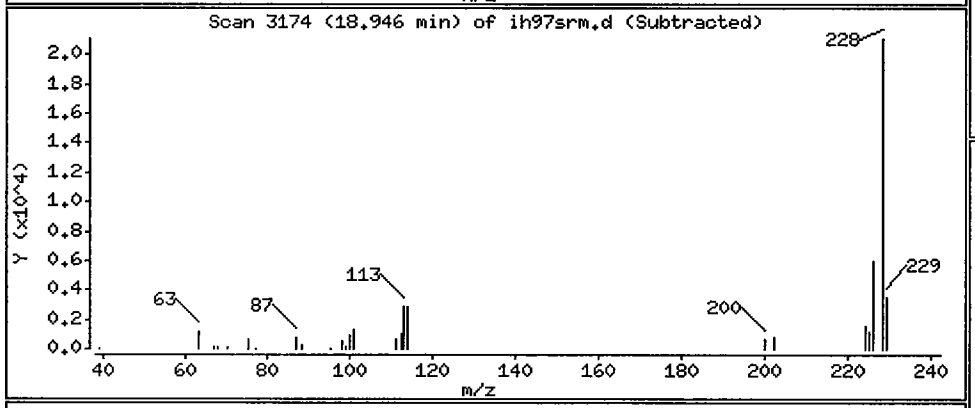

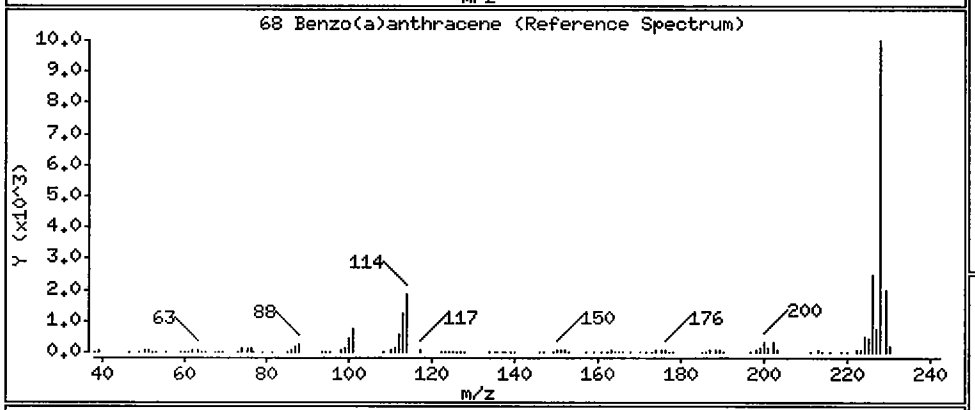

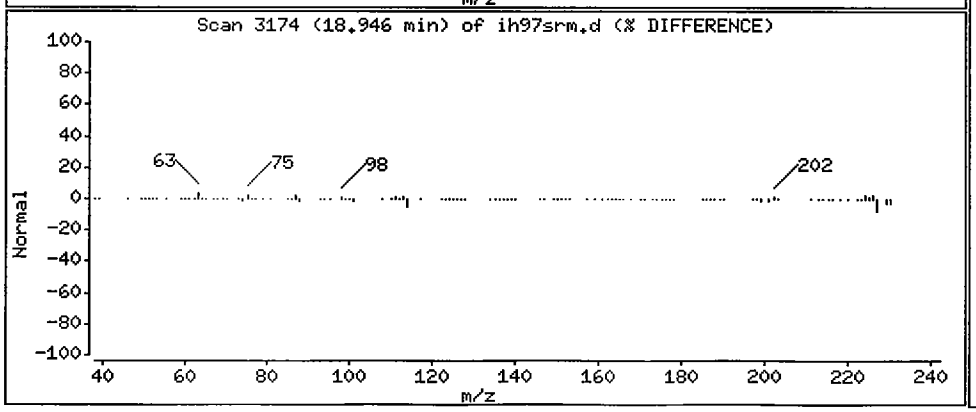

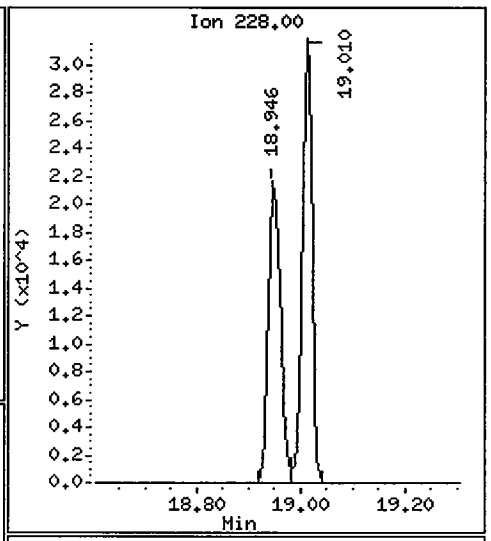

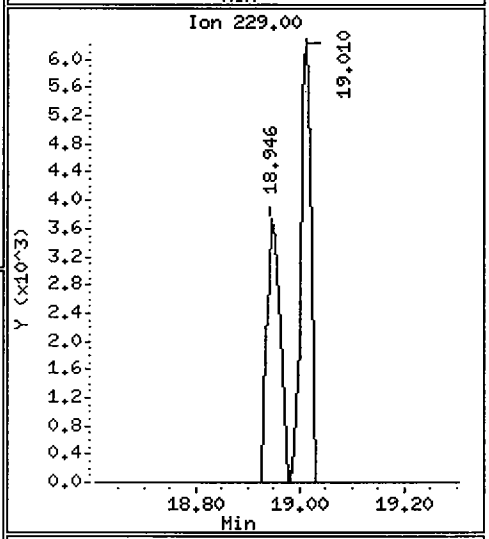

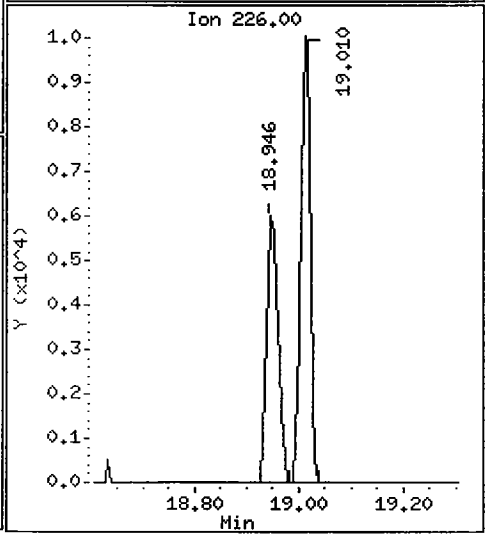

Data File: /chem3/nt4.i/20050802a.b/ih97srm.d

Date : 03-AUG-2005 00:47

Client ID: SQ-1

Instrument: nt4.i

Sample Info: IH97SRM

Volume Injected (uL): 1.0

Operator: VS

Column phase: RTX-5

Column diameter: 0.32

71 Chrysene

Concentration: 57.76 ug/kg

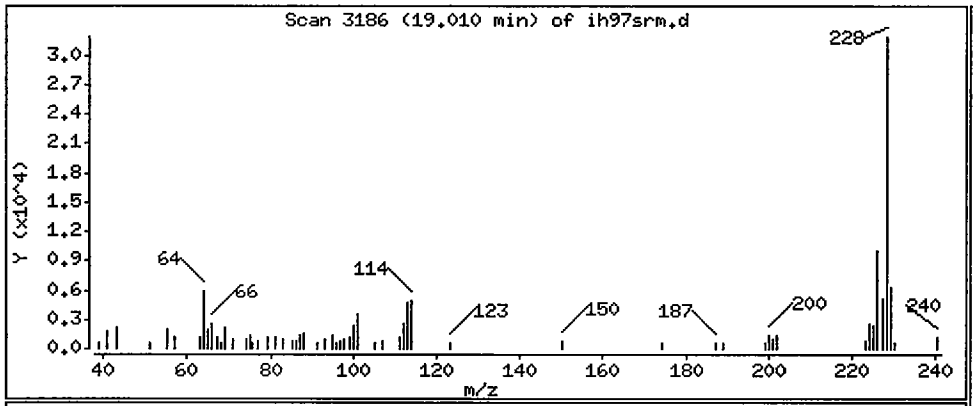

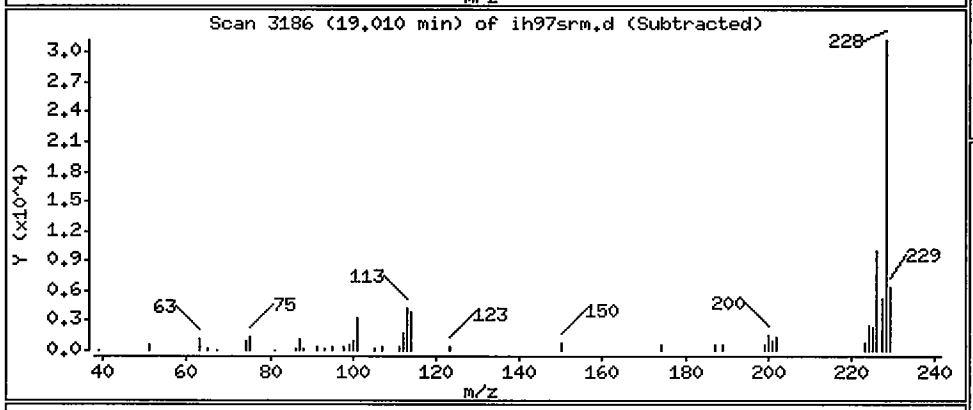

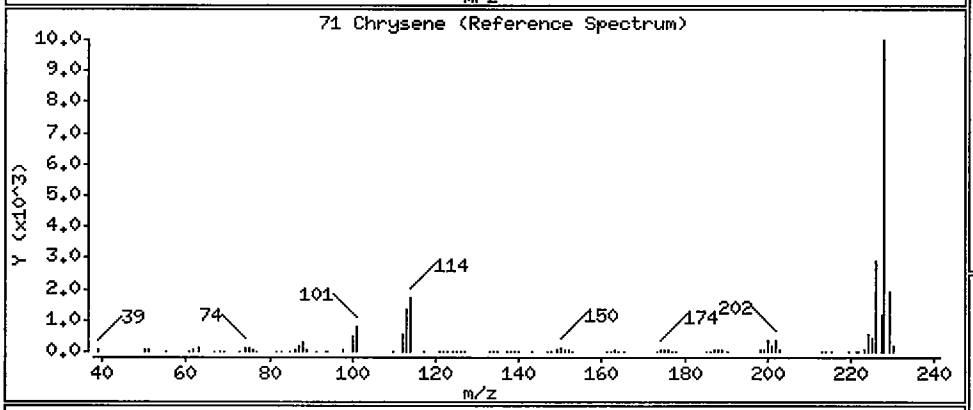

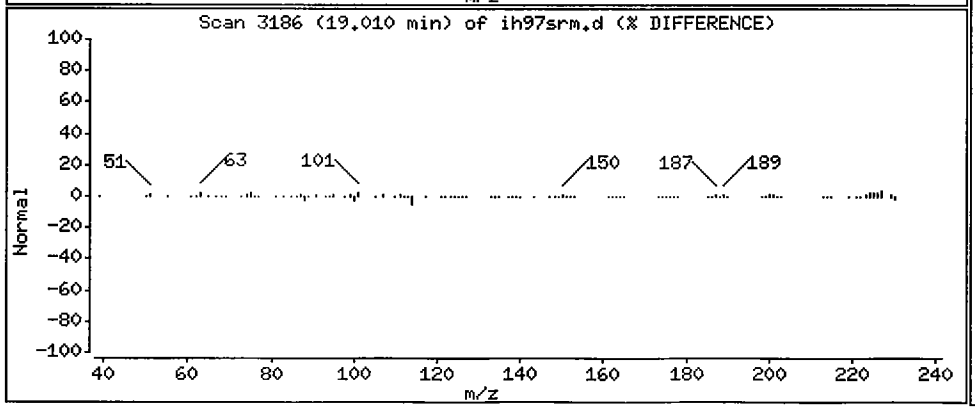

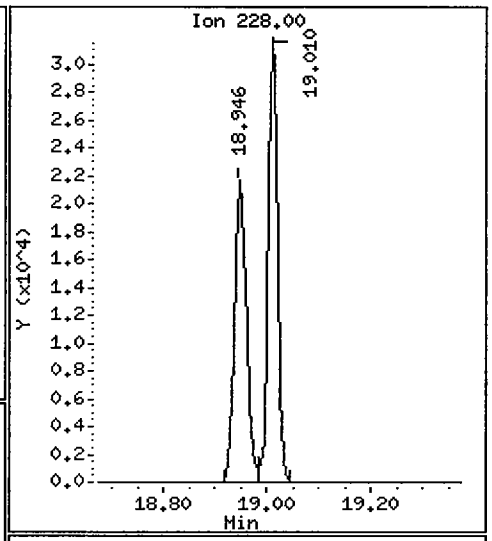

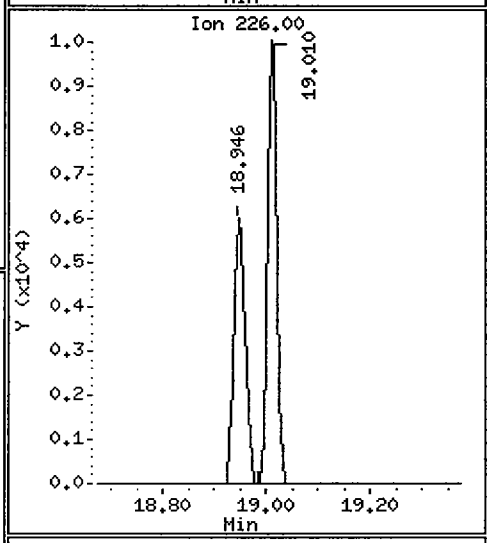

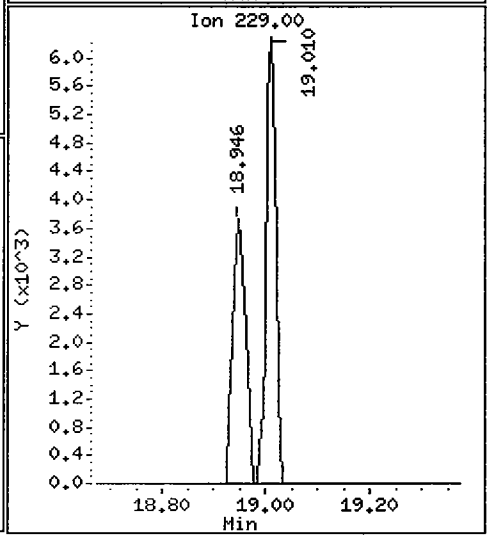

Data File: /chem3/nt4.i/20050802a.b/ih97srm.d

Date : 03-AUG-2005 00:47

Client ID: SQ-1 Instrument: nt4.i

Sample Info: IH97SRM

Volume Injected (uL): 1.0 Operator: VS

Column phase: RTX-5 Column diameter: 0.32

72 bis(2-Ethylhexyl)phthalate Concentration: 34.30 ug/kg

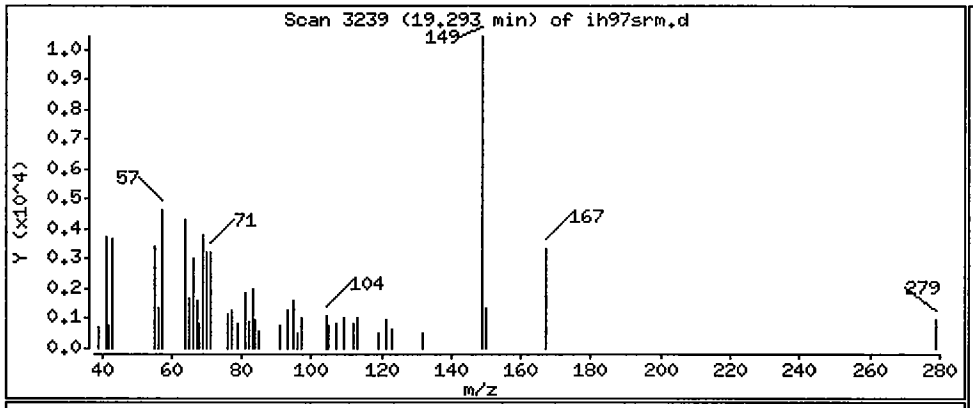

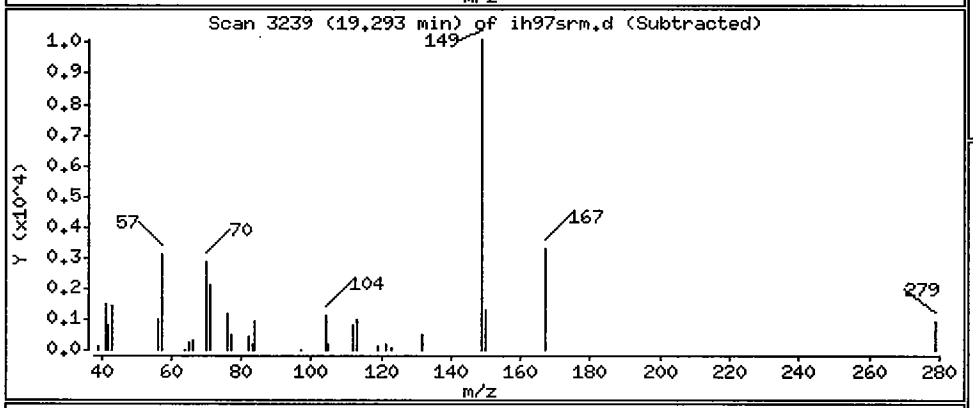

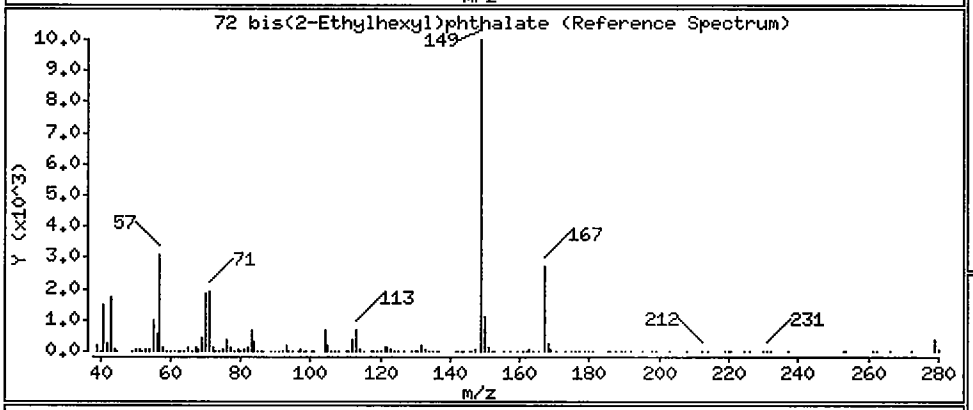

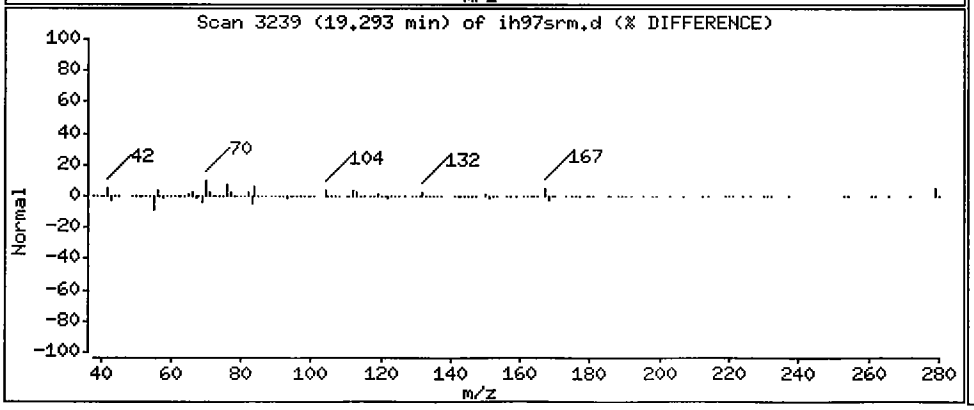

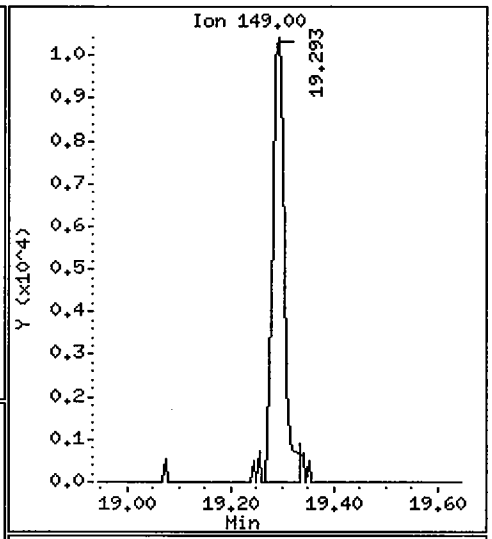

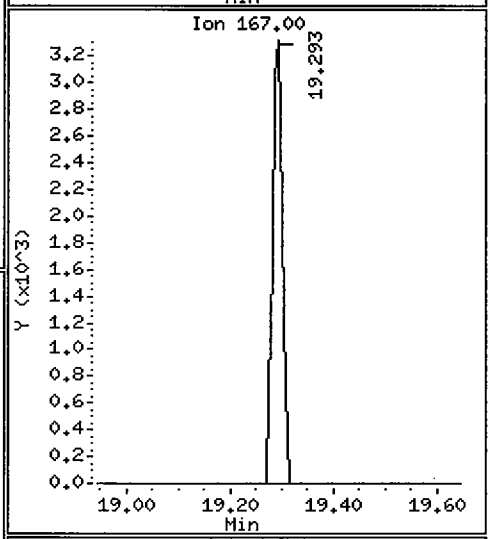

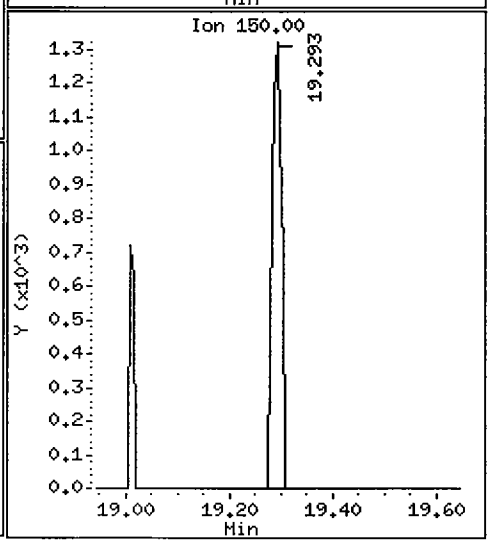

Data File: /chem3/nt4.i/20050802a.b/ih97srm.d

Date : 03-AUG-2005 00:47

Client ID: SQ-1 Instrument: nt4.i

Sample Info: IH97SRM

Volume Injected (uL): 1.0 Operator: VS

Column phase: RTX-5 Column diameter: 0.32

74 Benzo(b)fluoranthene Concentration: 47.53 ug/kg

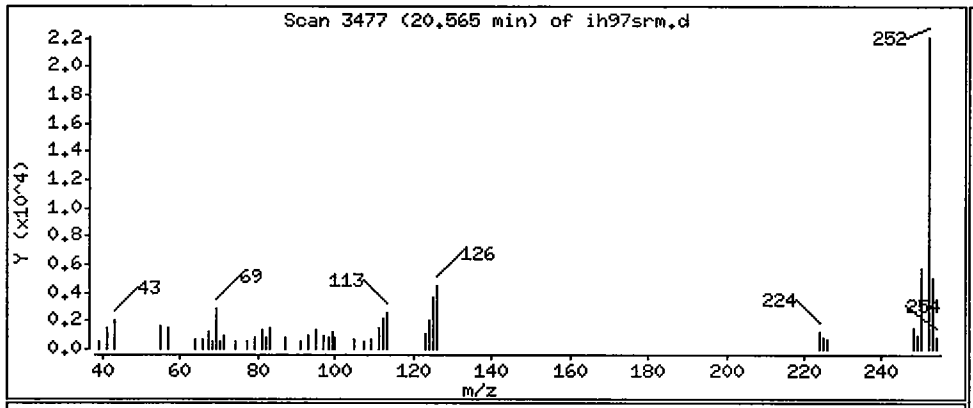

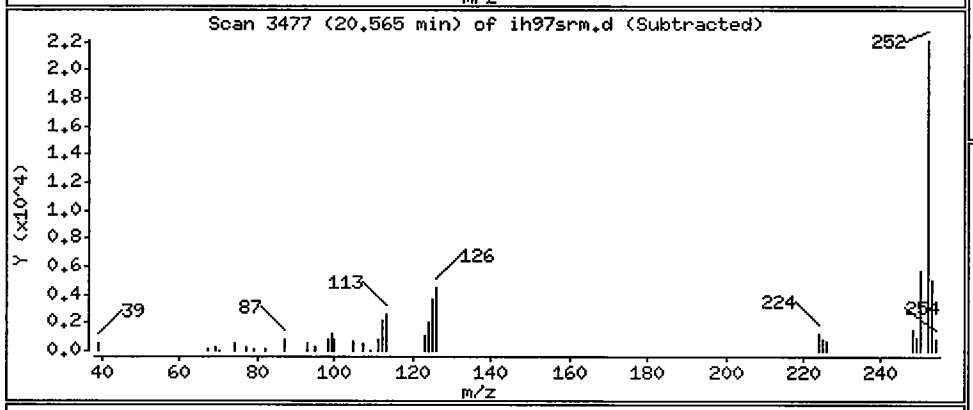

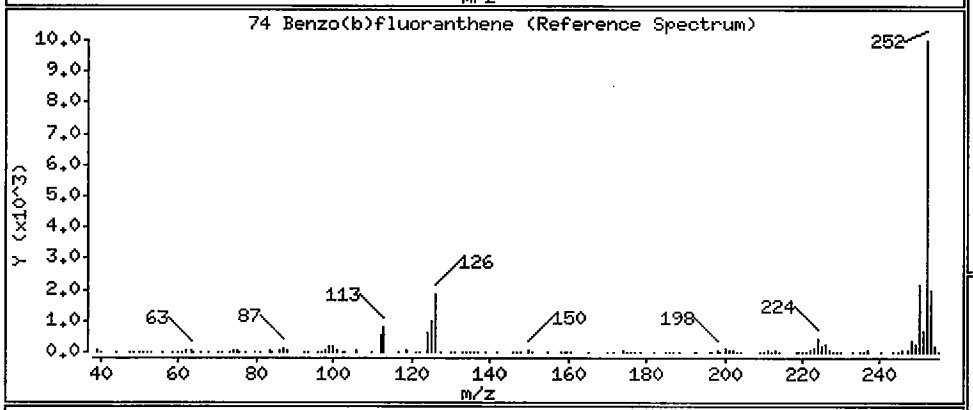

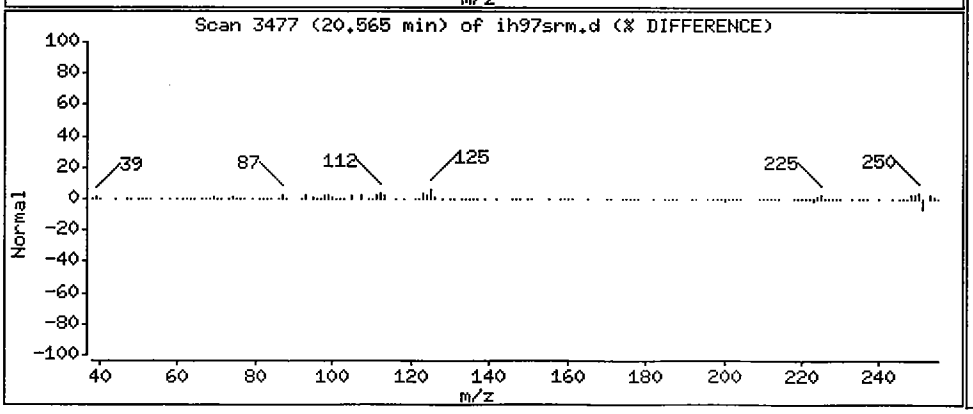

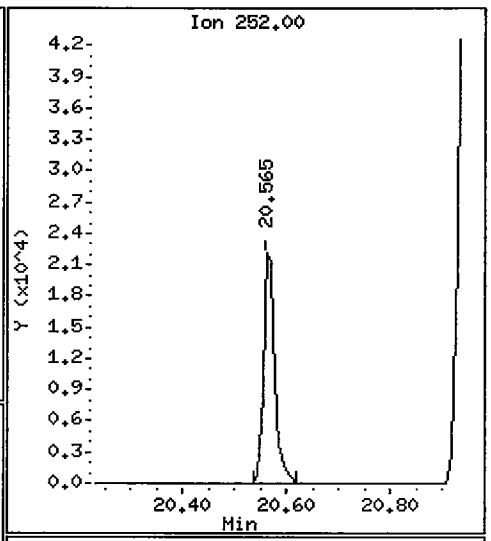

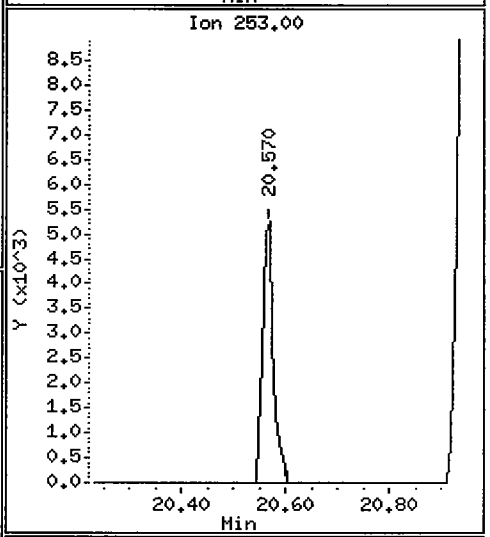

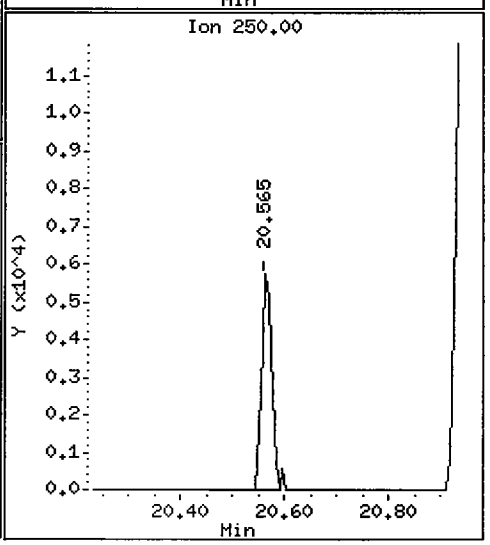

Data File: /chem3/nt4.i/20050802a.b/ih97srm.d

Date : 03-AUG-2005 00:47

Client ID: SQ-1

Instrument: nt4.i

Sample Info: IH97SRM

Volume Injected (uL): 1.0

Operator: VS

Column phase: RTX-5

Column diameter: 0.32

76 Benzo(a)pyrene

Concentration: 50.95 ug/kg

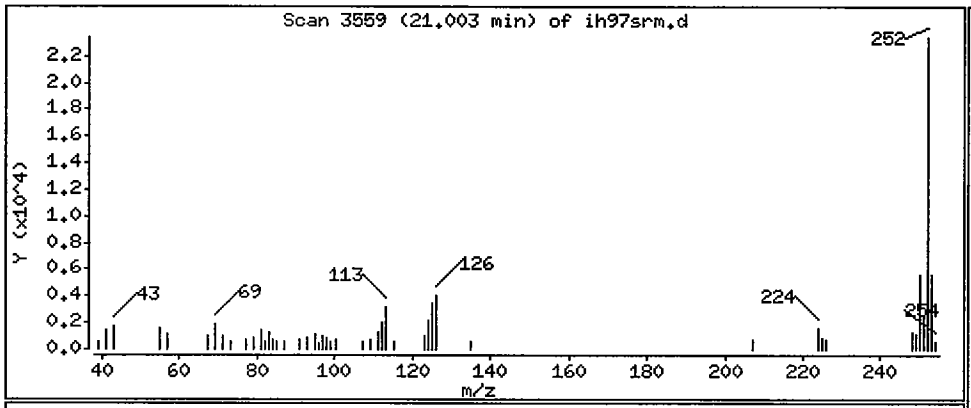

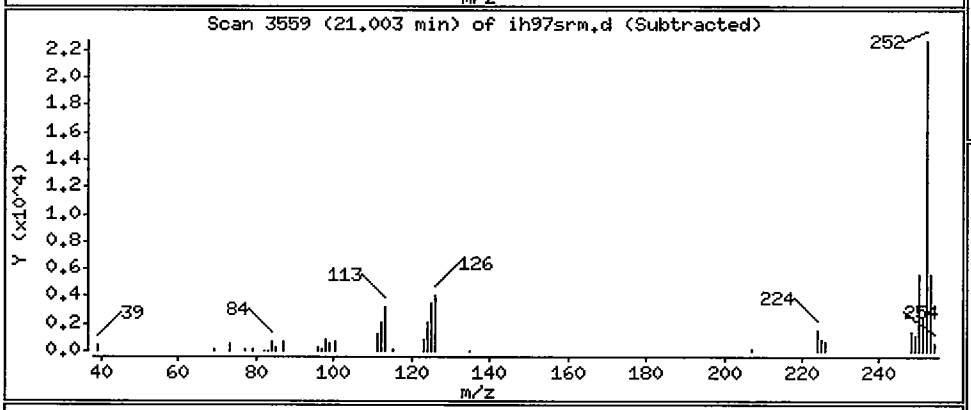

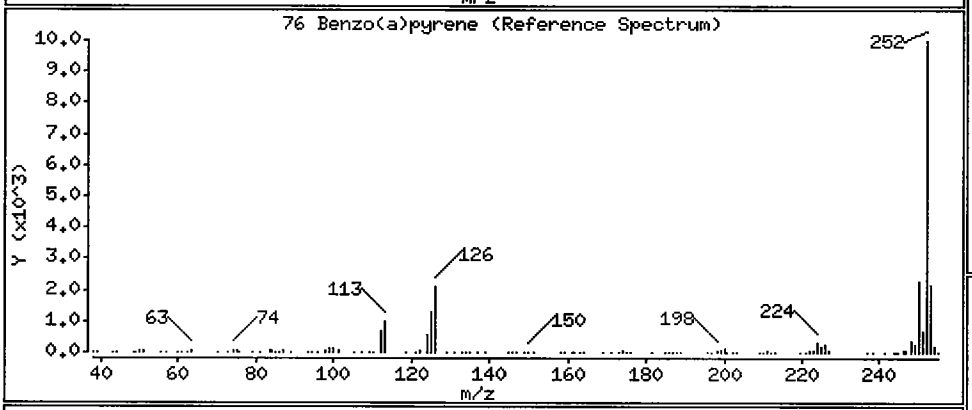

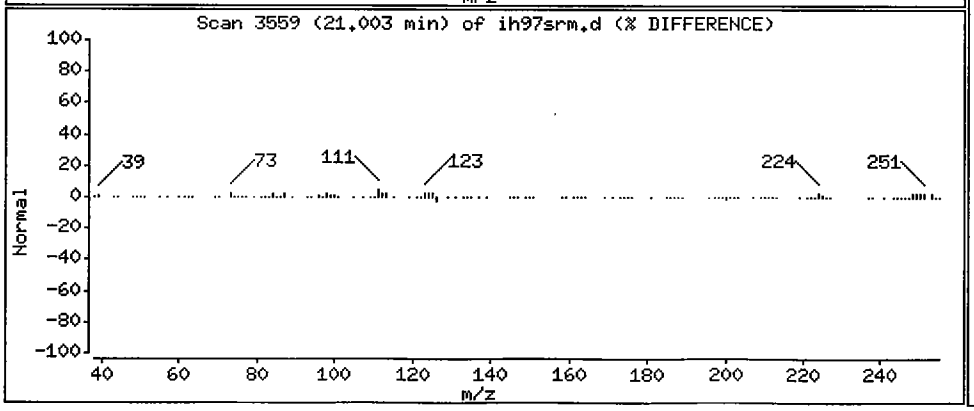

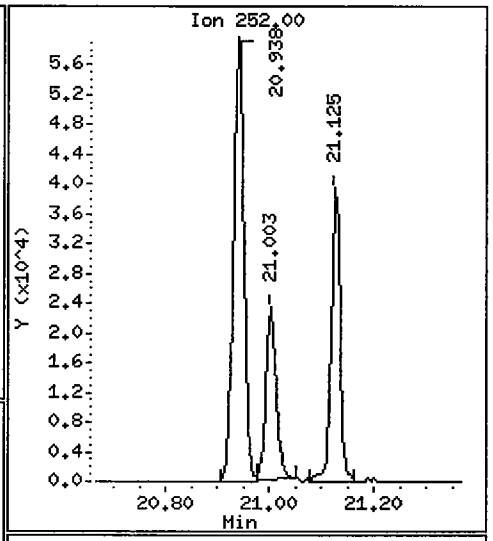

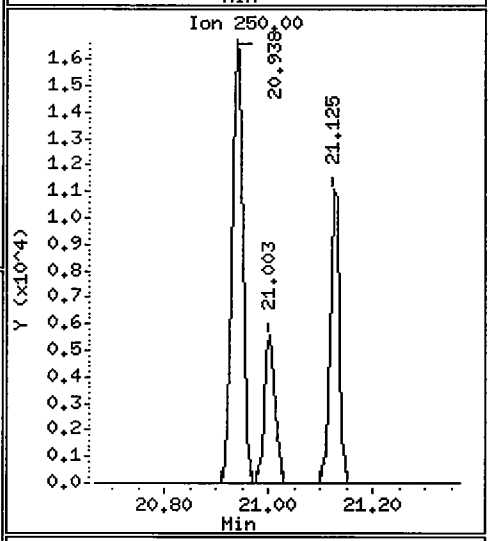

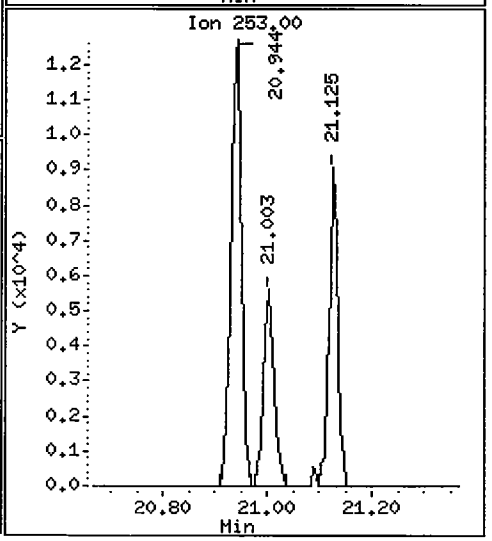

Data File: /chem3/nt4.i/20050802a.b/ih97srm.d

Date : 03-AUG-2005 00:47

Client ID: SQ-1 Instrument: nt4.i

Sample Info: IH97SRM

Volume Injected (uL): 1.0 Operator: VS

Column phase: RTX-5 Column diameter: 0.32

78 Indeno(1,2,3-cd)pyrene Concentration: 13.63 ug/kg

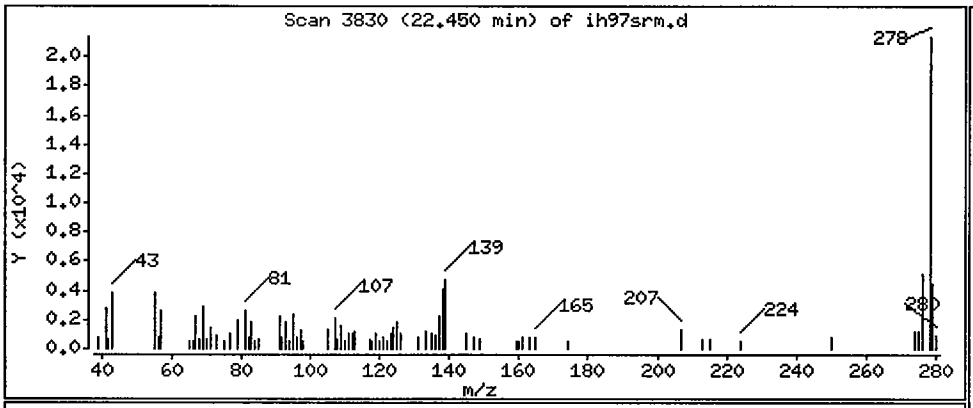

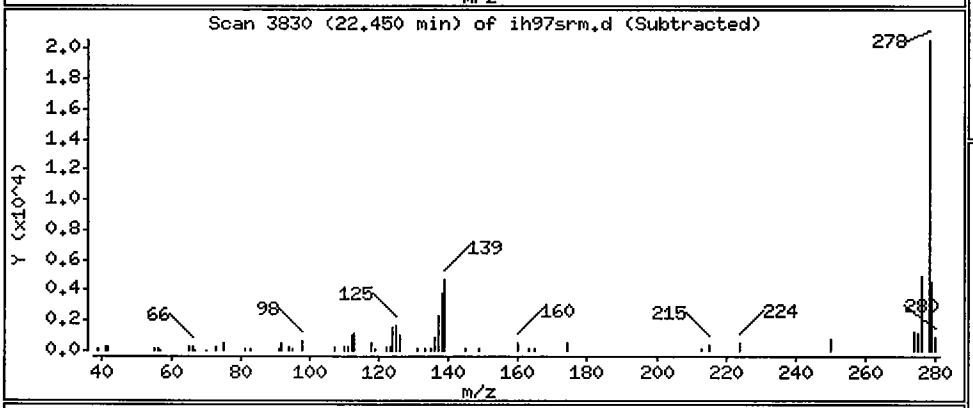

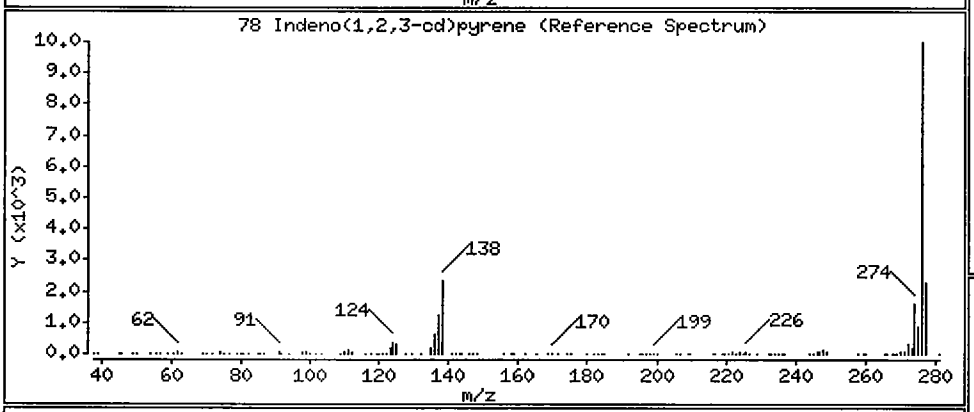

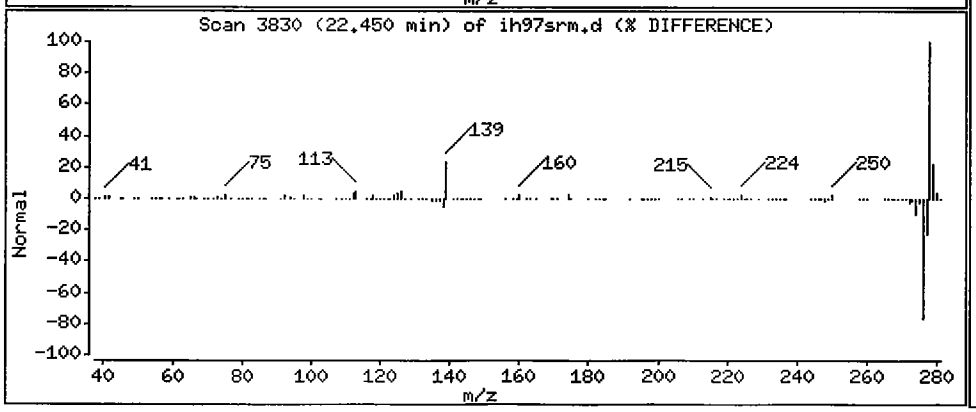

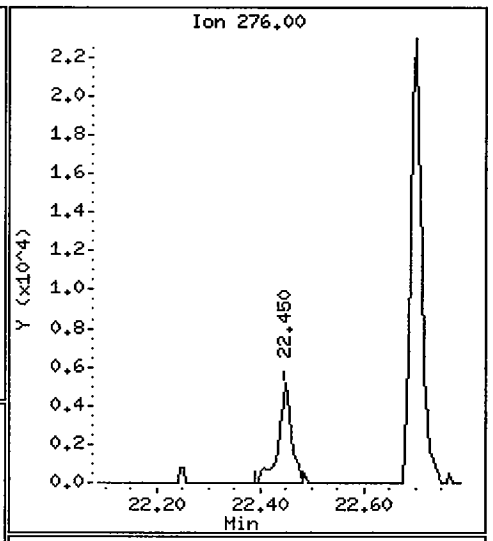

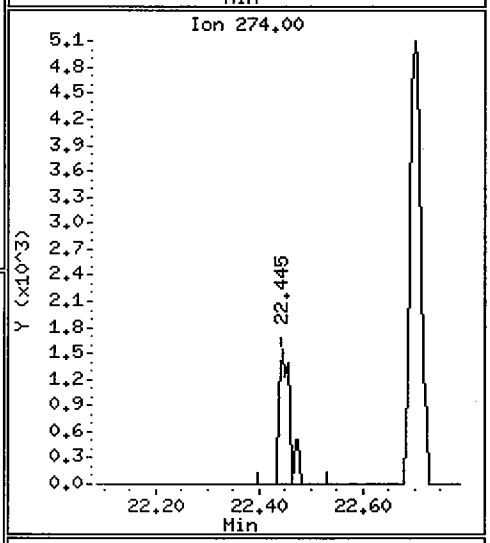

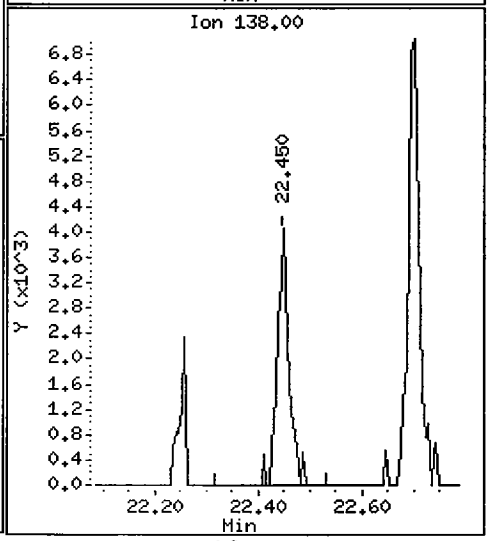

Data File: /chem3/nt4.i/20050802a.b/ih97srm.d

Date : 03-AUG-2005 00:47

Client ID: SQ-1 Instrument: nt4.i

Sample Info: IH97SRM

Volume Injected (uL): 1.0 Operator: VS

Column phase: RTX-5 Column diameter: 0.32

79 Dibenzo(a,h)anthracene Concentration: 56.51 ug/kg

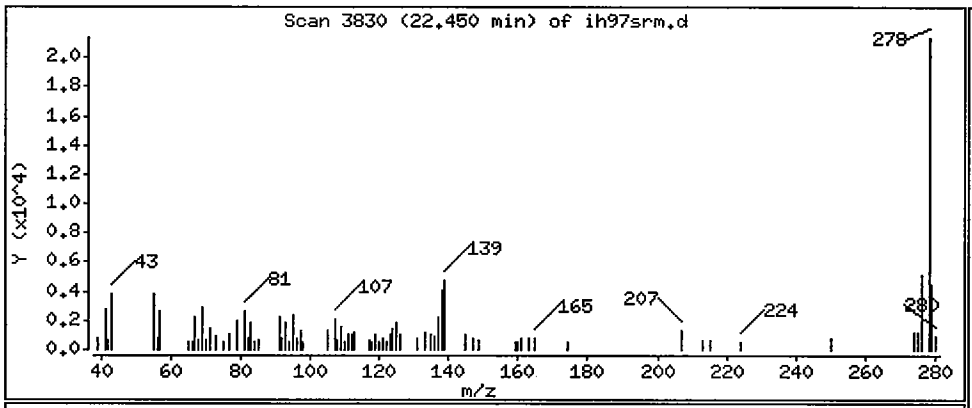

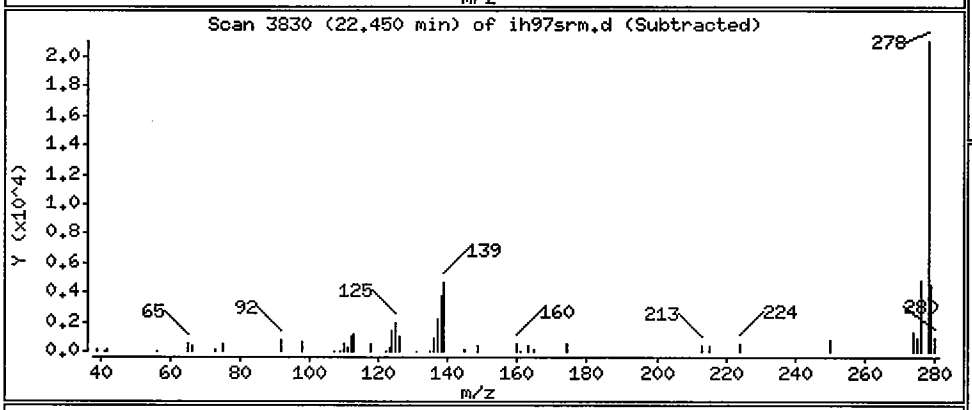

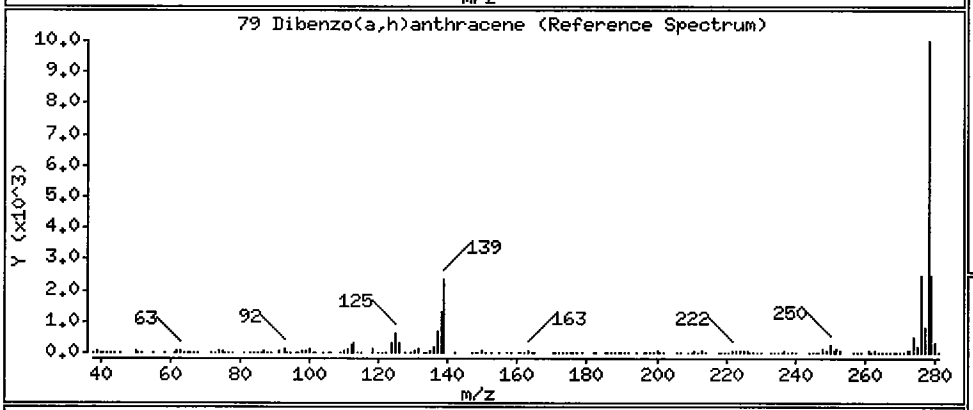

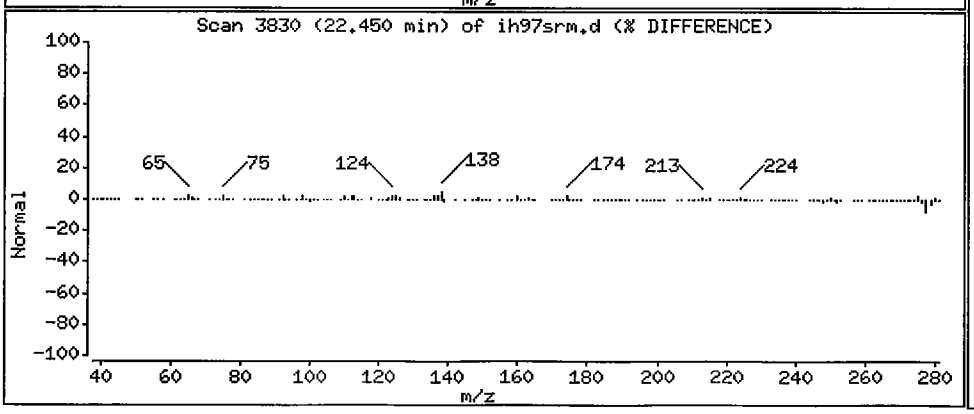

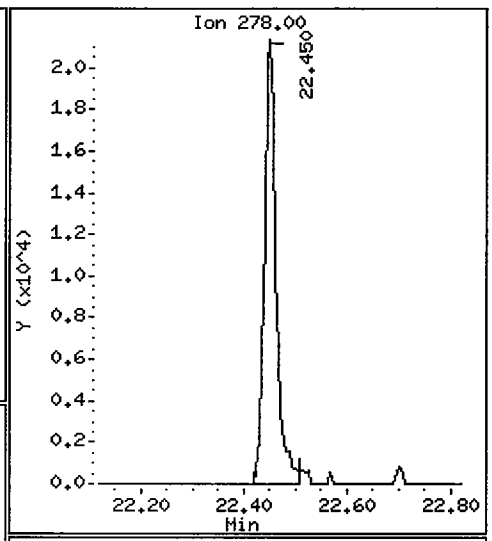

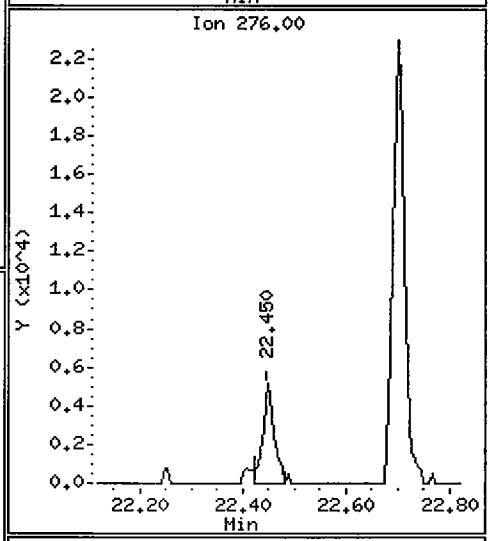

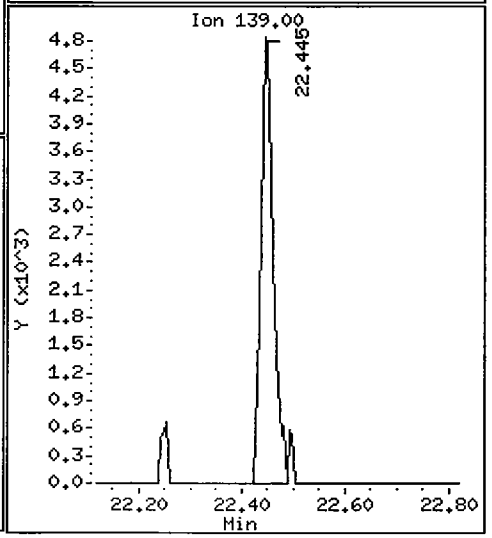

Data File: /chem3/nt4.i/20050802a.b/ih97srm.d

Date : 03-AUG-2005 00:47

Client ID: SQ-1 Instrument: nt4.i

Sample Info: IH97SRM

Volume Injected (uL): 1.0 Operator: VS

Column phase: RTX-5 Column diameter: 0.32

80 Benzo(g,h,i)perylene Concentration: 50.74 ug/kg

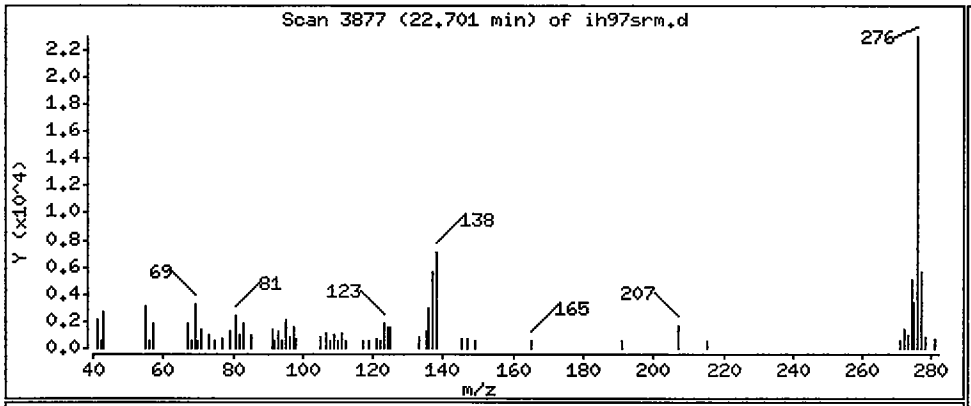

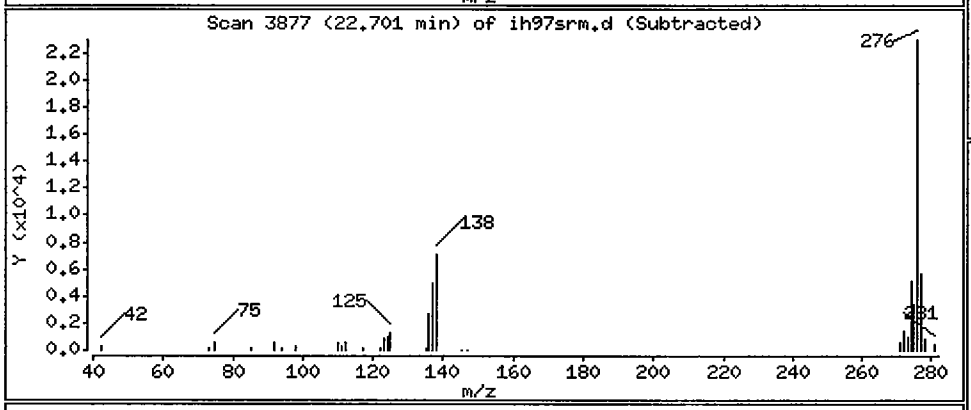

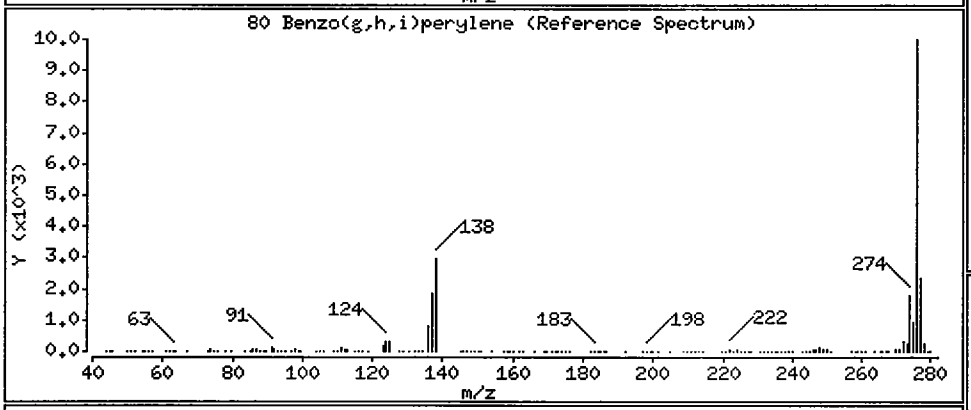

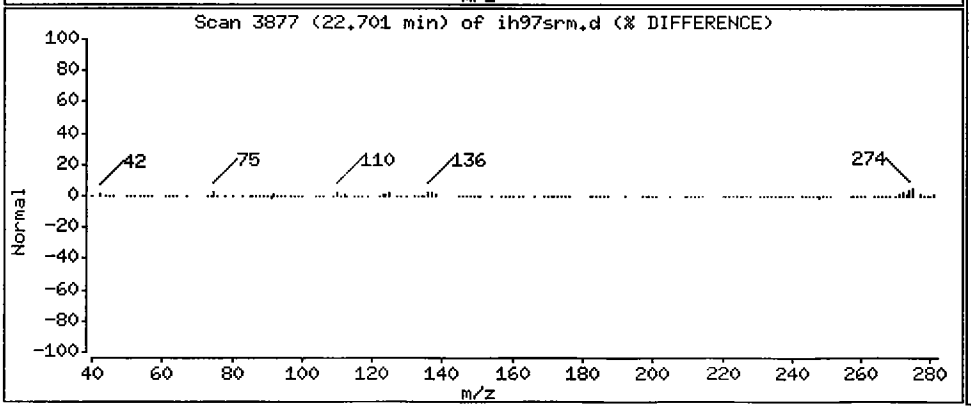

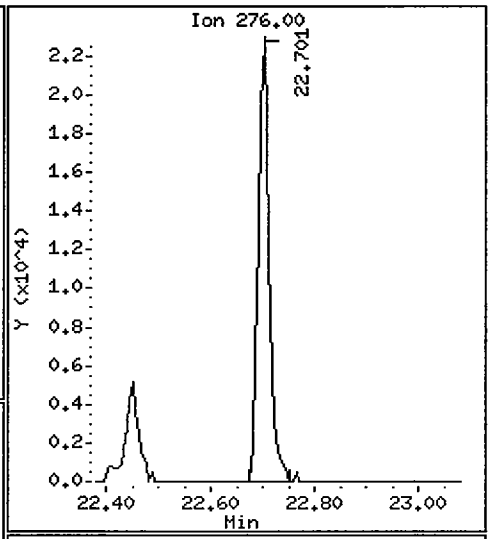

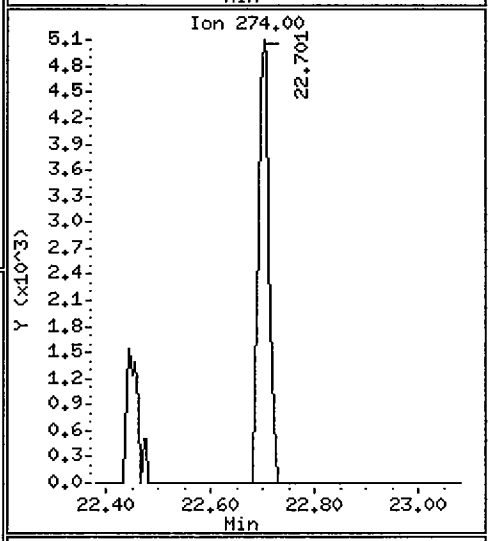

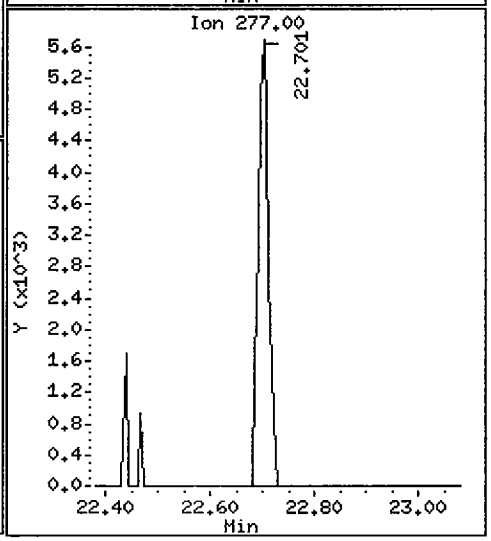

Analytical Resources, Inc.

Semivolatile Report SW846 Method 8270C

Data file : /chem3/nt4.i/20050802a.b/ih97sb.d
Lab Smp Id: IH97LCSS1 Client Smp ID: IH97LCSS1
Inj Date : 02-AUG-2005 23:41
Operator : VS Inst ID: nt4.i
Smp Info : IH97LCSS1
Misc Info : 05-12286
Comment : 1ul Injection
Method : /chem3/nt4.i/20050802a.b/SW846.m
Meth Date : 03-Aug-2005 14:24 jeff Quant Type: ISTD
Cal Date : 02-AUG-2005 20:22 Cal File: 0100802.d
Als bottle: 13 QC Sample: LCS
Dil Factor: 1.00000
Integrator: HP RTE Compound Sublist: PSDDAMBLCS.sub
Target Version: 3.50

Concentration Formula: Amt * DF * Vt/(Ws * (100 - M)/100) * CpndVariable

Name	Value	Description
DF	1.00000	Dilution Factor
Vt	1000.00000	Volume of final extract (uL)
Ws	50.00000	Weight of sample extracted (g)
M	0.00000	% Moisture

Cpnd Variable Local Compound Variable

	Compounds	QUANT SIG MASS	RT	EXP RT	REL RT	RESPONSE	CONCENTRATIONS ON-COLUMN (ug/mL)	FINAL (ug/kg)
$ 1	2-Fluorophenol	112	5.168	5.135	(0.696)	217474	25.8164	516.3
$ 2	Phenol-d5	99	7.118	7.112	(0.958)	281279	25.7680	515.4
3	Phenol	94	7.139	7.139	(0.961)	321037	25.2399	504.8
$ 5	2-Chlorophenol-d4	132	7.118	7.117	(0.958)	216133	24.8036	496.1
4	Bis(2-Chloroethyl)ether	93	Compound Not Detected.					
6	2-Chlorophenol	128	7.144	7.144	(0.962)	210237	25.3720	507.4
7	1,3-Dichlorobenzene	146	Compound Not Detected.					
* 8	1,4-Dichlorobenzene-d4	152	7.428	7.427	(1.000)	120371	20.0000	
9	1,4-Dichlorobenzene	146	7.454	7.459	(1.004)	142777	15.5654	311.3
$ 10	1,2-Dichlorobenzene-d4	152	7.748	7.753	(1.043)	87109	15.8012	316.0
12	1,2-Dichlorobenzene	146	Compound Not Detected.					
11	Benzyl alcohol	108	Compound Not Detected.					
14	2,2'-oxybis(1-Chloropropane)	45	Compound Not Detected.					
13	2-Methylphenol	108	Compound Not Detected.					
17	Hexachloroethane	117	Compound Not Detected.					

	Compounds	QUANT SIG MASS	RT	EXP RT	REL RT	RESPONSE	CONCENTRATIONS ON-COLUMN (ug/mL)	FINAL (ug/kg)	
	16 N-Nitroso-di-n-propylamine	70	8.325	8.346	(1.121)	105377	13.2745	265.5	
	15 4-Methylphenol	108	Compound Not Detected.						
$	18 Nitrobenzene-d5	82	8.459	8.469	(0.883)	191465	15.9213	318.4	
	19 Nitrobenzene	77	Compound Not Detected.						
	20 Isophorone	82	Compound Not Detected.						
	21 2-Nitrophenol	139	Compound Not Detected.						
	22 2,4-Dimethylphenol	107	Compound Not Detected.						
	23 Bis(2-Chloroethoxy)methane	93	Compound Not Detected.						
	24 Benzoic acid	105	Compound Not Detected.						
	25 2,4-Dichlorophenol	162	Compound Not Detected.						
	26 1,2,4-Trichlorobenzene	180	9.532	9.537	(0.996)	120640	16.6304	332.6	
*	27 Naphthalene-d8	136	9.575	9.585	(1.000)	449275	20.0000		
	28 Naphthalene	128	Compound Not Detected.						
	29 4-Chloroaniline	127	Compound Not Detected.						
	30 Hexachlorobutadiene	225	Compound Not Detected.						
	31 4-Chloro-3-methylphenol	107	10.686	10.691	(1.116)	195160	25.3122	506.2	
	32 2-Methylnaphthalene	141	Compound Not Detected.						
	33 Hexachlorocyclopentadiene	237	Compound Not Detected.						
	34 2,4,6-Trichlorophenol	196	Compound Not Detected.						
	35 2,4,5-Trichlorophenol	196	Compound Not Detected.						
$	36 2-Fluorobiphenyl	172	11.407	11.412	(0.918)	258832	16.1830	323.7	
	37 2-Chloronaphthalene	162	Compound Not Detected.						
	38 2-Nitroaniline	65	Compound Not Detected.						
	39 Dimethylphthalate	163	Compound Not Detected.						
	40 Acenaphthylene	152	Compound Not Detected.						
	41 2,6-Dinitrotoluene	165	Compound Not Detected.						
*	42 Acenaphthene-d10	164	12.422	12.427	(1.000)	245102	20.0000		
	43 3-Nitroaniline	138	Compound Not Detected.						
	44 Acenaphthene	153	12.471	12.475	(1.004)	240759	16.2730	325.5	
	45 2,4-Dinitrophenol	184	Compound Not Detected.						
	46 Dibenzofuran	168	Compound Not Detected.						
	47 4-Nitrophenol	109	12.839	12.855	(1.034)	66425	26.9259	538.5	(M)
	48 2,4-Dinitrotoluene	165	12.877	12.887	(1.037)	73607	16.3230	326.5	
	50 Diethylphthalate	149	Compound Not Detected.						
	49 Fluorene	166	Compound Not Detected.						
	51 4-Chlorophenyl-phenylether	204	Compound Not Detected.						
	52 4-Nitroaniline	138	Compound Not Detected.						
	53 4,6-Dinitro-2-methylphenol	198	Compound Not Detected.						
	54 N-Nitrosodiphenylamine	169	Compound Not Detected.						
$	55 2,4,6-Tribromophenol	330	13.699	13.709	(1.103)	39127	24.9172	498.3	
	56 4-Bromophenyl-phenylether	248	Compound Not Detected.						
	57 Hexachlorobenzene	284	Compound Not Detected.						
	58 Pentachlorophenol	266	14.597	14.607	(0.990)	64084	28.1918	563.8	
*	59 Phenanthrene-d10	188	14.741	14.746	(1.000)	367645	20.0000		
	60 Phenanthrene	178	Compound Not Detected.						
	61 Anthracene	178	Compound Not Detected.						
	62 Carbazole	167	Compound Not Detected.						

	Compounds	QUANT SIG MASS	RT	EXP RT	REL RT	RESPONSE	CONCENTRATIONS ON-COLUMN (ug/mL)	FINAL (ug/kg)
	63 Di-n-butylphthalate	149	Compound Not Detected.					
	64 Fluoranthene	202	Compound Not Detected.					
	65 Pyrene	202	17.011	17.016	(0.897)	353927	17.5042	350.1
$	66 Terphenyl-d14	244	17.380	17.385	(0.916)	223320	18.5140	370.3
	67 Butylbenzylphthalate	149	Compound Not Detected.					
	68 Benzo(a)anthracene	228	Compound Not Detected.					
*	69 Chrysene-d12	240	18.972	18.982	(1.000)	258771	20.0000	
	70 3,3'-Dichlorobenzidine	252	Compound Not Detected.					
	71 Chrysene	228	Compound Not Detected.					
	72 bis(2-Ethylhexyl)phthalate	149	Compound Not Detected.					
*	134 Di-n-octylphthalate-d4	153	20.217	20.227	(1.000)	478147	20.0000	
	73 Di-n-octylphthalate	149	20.227	20.232	(1.001)	386047	15.5055	310.1
	74 Benzo(b)fluoranthene	252	Compound Not Detected.					
	75 Benzo(k)fluoranthene	252	Compound Not Detected.					
	76 Benzo(a)pyrene	252	Compound Not Detected.					
*	77 Perylene-d12	264	21.098	21.103	(1.000)	265262	20.0000	
	78 Indeno(1,2,3-cd)pyrene	276	Compound Not Detected.					
	79 Dibenzo(a,h)anthracene	278	Compound Not Detected.					
	80 Benzo(g,h,i)perylene	276	22.711	22.732	(1.076)	271486	15.5505	311.0

QC Flag Legend

M - Compound response manually integrated.

Analytical Resources, Inc.

INTERNAL STANDARD COMPOUNDS
AREA AND RT SUMMARY

Instrument ID: nt4.i
Lab File ID: ih97sb.d
Lab Smp Id: IH97LCSS1
Analysis Type: SV
Quant Type: ISTD
Operator: VS
Method File: /chem3/nt4.i/20050802a.b/SW846.m
Misc Info: 05-12286

Calibration Date: 02-AUG-2005
Calibration Time: 21:28
Client Smp ID: IH97LCSS1
Level: LOW
Sample Type: Solid

COMPOUND	STANDARD	AREA LIMIT LOWER	AREA LIMIT UPPER	SAMPLE	%DIFF
8 1,4-Dichlorobenze	121607	60804	243214	120371	-1.02
27 Naphthalene-d8	430121	215060	860242	449275	4.45
42 Acenaphthene-d10	229587	114794	459174	245102	6.76
59 Phenanthrene-d10	343054	171527	686108	367645	7.17
69 Chrysene-d12	260573	130286	521146	258771	-0.69
134 Di-n-octylphthala	469301	234650	938602	478147	1.88
77 Perylene-d12	283780	141890	567560	265262	-6.53

COMPOUND	STANDARD	RT LIMIT LOWER	RT LIMIT UPPER	SAMPLE	%DIFF
8 1,4-Dichlorobenze	7.43	6.93	7.93	7.43	0.01
27 Naphthalene-d8	9.59	9.09	10.09	9.58	-0.11
42 Acenaphthene-d10	12.43	11.93	12.93	12.42	-0.04
59 Phenanthrene-d10	14.75	14.25	15.25	14.74	-0.03
69 Chrysene-d12	18.98	18.48	19.48	18.97	-0.05
134 Di-n-octylphthala	20.23	19.73	20.73	20.22	-0.05
77 Perylene-d12	21.10	20.60	21.60	21.10	-0.02

AREA UPPER LIMIT = +100% of internal standard area.
AREA LOWER LIMIT = - 50% of internal standard area.
RT UPPER LIMIT = + 0.50 minutes of internal standard RT.
RT LOWER LIMIT = - 0.50 minutes of internal standard RT.

Analytical Resources, Inc.

RECOVERY REPORT

Client Name: ANCHOR
Sample Matrix: SOLID
Lab Smp Id: IH97LCSS1
Level: LOW
Data Type: MS DATA
SpikeList File: PSDDAMS.spk
Sublist File: PSDDAMBLCS.sub
Method File: /chem3/nt4.i/20050802a.b/SW846.m
Misc Info: 05-12286

Client SDG: IH97
Fraction: SV
Client Smp ID: IH97LCSS1
Operator: VS
SampleType: LCS
Quant Type: ISTD

	SPIKE COMPOUND	CONC ADDED ug/kg	CONC RECOVERED ug/kg	% RECOVERED	LIMITS
3	Phenol	750.0	504.8	67.31	32-121
6	2-Chlorophenol	750.0	507.4	67.66	39-111
9	1,4-Dichlorobenzen	500.0	311.3	62.26	34-88
16	N-Nitroso-di-n-pro	500.0	265.5	53.10	24-100
26	1,2,4-Trichloroben	500.0	332.6	66.52	41-91
31	4-Chloro-3-methylp	750.0	506.2	67.50	48-110
44	Acenaphthene	500.0	325.5	65.09	48-108
47	4-Nitrophenol	750.0	538.5	71.80	27-155
48	2,4-Dinitrotoluene	500.0	326.5	65.29	30-124
58	Pentachlorophenol	750.0	563.8	75.18	28-151
65	Pyrene	500.0	350.1	70.02	10-153

	SURROGATE COMPOUND	CONC ADDED ug/kg	CONC RECOVERED ug/kg	% RECOVERED	LIMITS
$ 1	2-Fluorophenol	750.0	516.3	68.84	36-100
$ 2	Phenol-d5	750.0	515.4	68.71	45-91
$ 5	2-Chlorophenol-d4	750.0	496.1	66.14	46-89
$ 10	1,2-Dichlorobenzen	500.0	316.0	63.20	41-86
$ 18	Nitrobenzene-d5	500.0	318.4	63.69	39-93
$ 36	2-Fluorobiphenyl	500.0	323.7	64.73	40-95
$ 55	2,4,6-Tribromophen	750.0	498.3	66.45	34-110
$ 66	Terphenyl-d14	500.0	370.3	74.06	46-116

Data File: /chem3/nt4.i/20050802a.b/ih97sb.d
Date : 02-AUG-2005 23:41
Client ID: IH97LCSS1
Sample Info: IH97LCSS1
Volume Injected (uL): 1.0
Column phase: RTX-5

Instrument: nt4.i
Operator: VS
Column diameter: 0.32

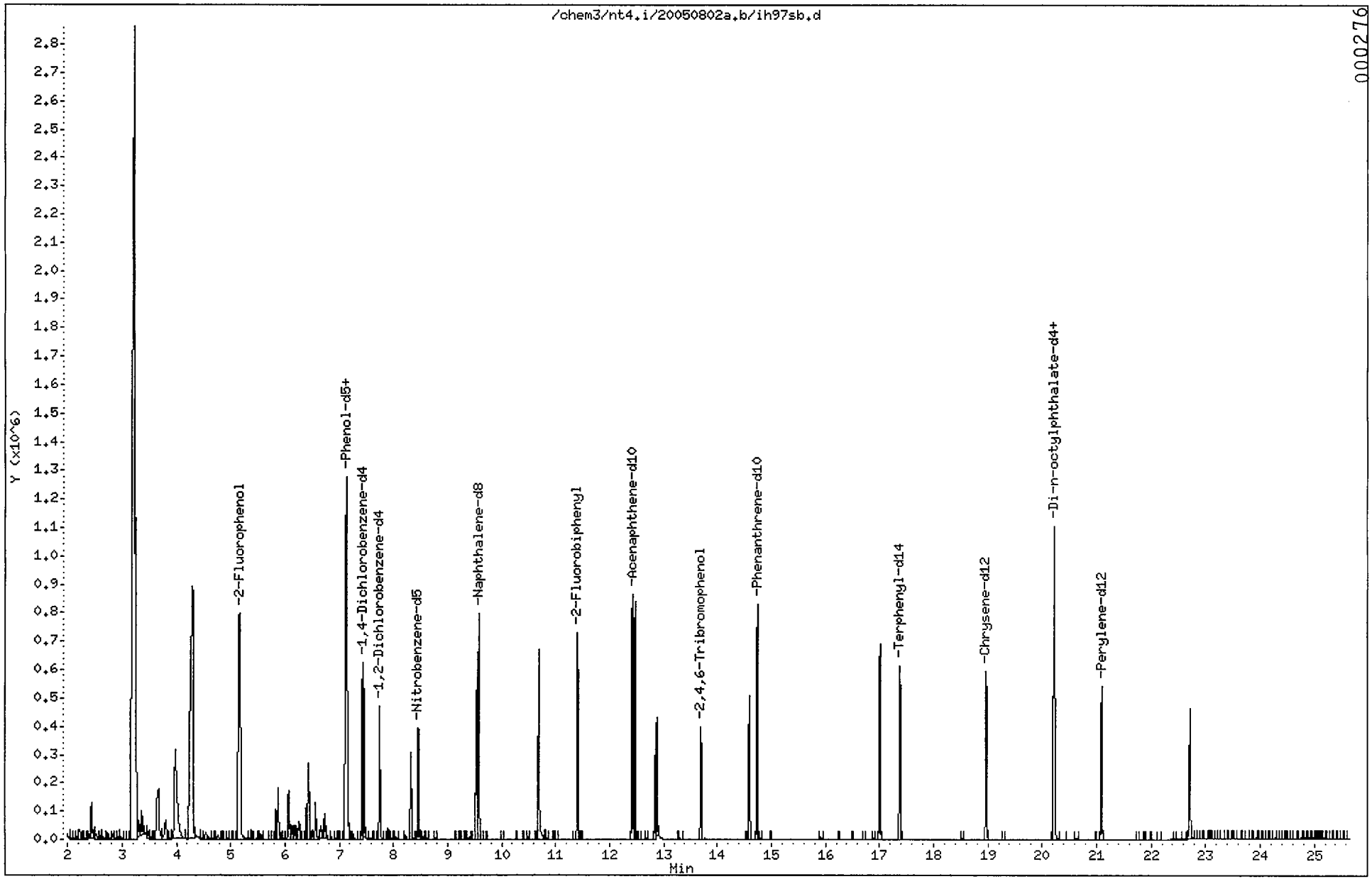

Data File: /chem3/nt4.i/20050802a.b/ih97sb.d
Injection Date: 02-AUG-2005 23:41
Instrument: nt4.i
Client Sample ID: IH97LCSS1

Compound: 4-Nitrophenol
CAS Number: 100-02-7

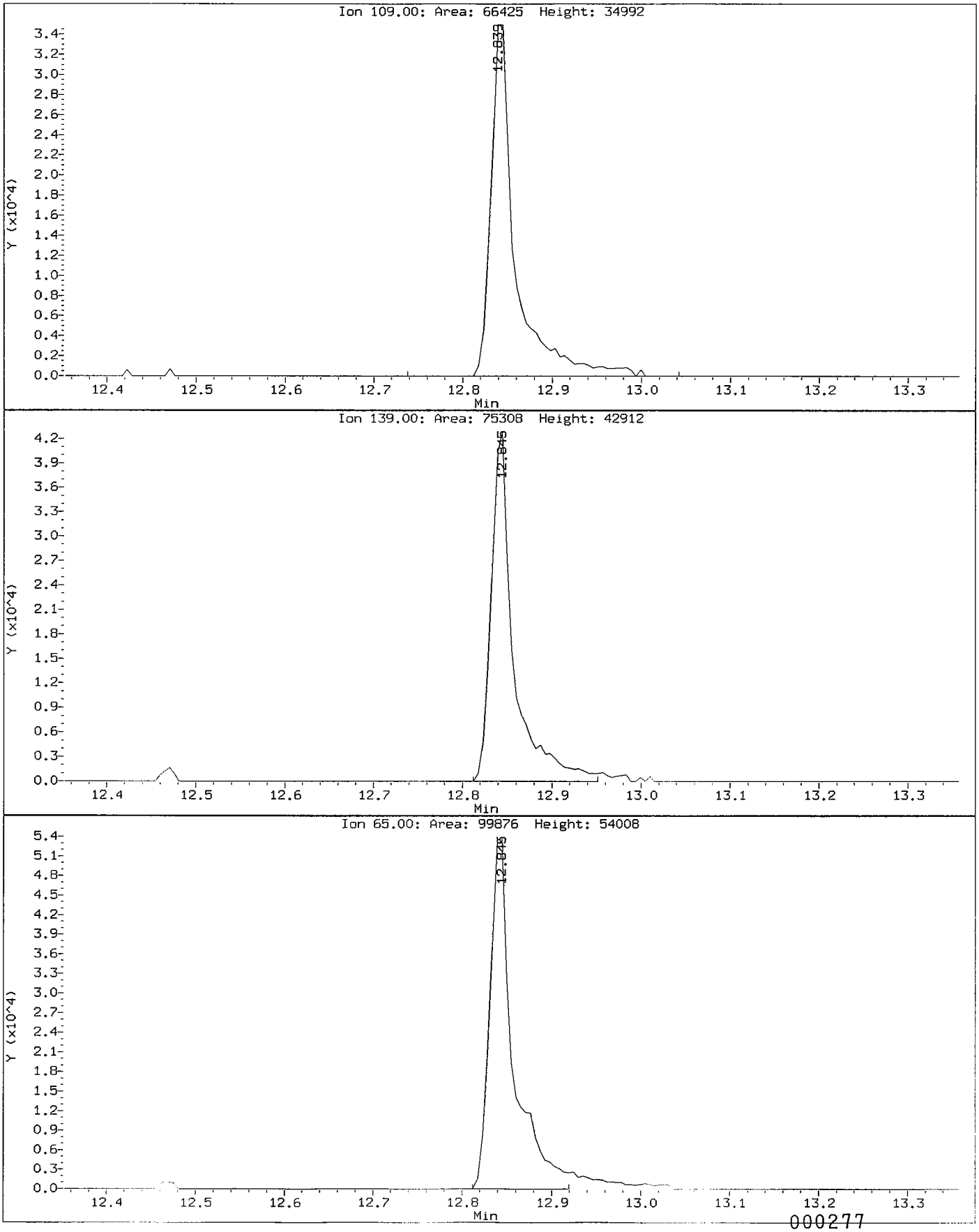

Semivolatile Organics Analysis
Extraction Bench Sheets and Run Logs

prepared
for

ANCHOR ENVIRONMENTAL

KC FORMER SCOTT MILL , 00010501/T2

ARI JOB NO. IH97

prepared
by

Analytical Resources, Inc.

QA LIMs # _____
EXT LIMs # _____
Bid # SV072884-01

(8270) BAN/Skydrol/Phenol – Soil/Sediment/Tissue
In House ____ /PSDDA ✓ Medium Level ____
(3550B) Microtip ____
(3550B) Macrotip ✓ /Tissuemizer ____
Med.Shakeout ____ Client Name: ANCHOR ENV.
KD ✓
Turbovap ✓

ANALYTICAL RESOURCES INCORPORATED

ARI Job No(s): IH97

Extraction Requirements (ARI Lab ID)	Sample Client ID	Amount Extracted	GPC Aliquot #1/ #2 REQ 1:2	Silica-gel Aliquot Y / N	Final Effective Volume	Aliquot Volume For Analysis	Time Extracted 14:30 Comments
MB: 7/28 IH97 MB5		50.00g			1mL	0.5mL	
SB: 7/28 SB5		50.00g					
SQ1		60.00g					
A	checked	79.22g					
B		77.14g					
Bms		77.16g					
Bmsd		77.12g					
7/28/05 J.F.	Date/Analyst:		MD 7/29/05		TH 8/1/05 →		

Surrogate Amount: 25 µL Added by: TA /Spk. Witness J.F.
Concentration: 100/50ug/mL ID: 1336-03A

Spike Amount: 2.5µL Added by: TA /Spk. Witness J.F.
Concentration: 160/150ug/mL ID: 1259-01B

Xtra Spike Amount: 25µL Added by: TA /Spk.Witness J.F.
Concentration: 400ug/mL ID: 1304-04

(DCM)solvent ID: I2308A
(1:1DCM/Acetone) Reagent ID: I201
(95;5DCM/Hexane) Reagent ID: JIA
Neutral glasswool ID: 5/29#7
0.05% HCL/acetone Reagent ID: I191
Na2So4 ID: 7/18#3 / 7/20#C
3% Silica gel ID: ____
95:5Ether/DCM ID: ____ 8:2:9Ether/Meoh/DCM ID: N/A

3009F

Revision 8
7/29/03

05-12286

Analytical Resources, Incorporated
Analytical Chemists and Consultants

GC- MS Semi-Volatile Organics Instrument Logbook for NT-4

Date: 8/2/05 Analyst: LJK

Analysis: BANS GC Program: ABN1UL

GC Column No.: 693016 Column Type: RTX-5 (~30m 0.32mm ID 0.25um df)

ICal date: 8/2/05 EM Voltage: 1294

Instrument Tune (.U or .CT): b50729

DFTPP Tuning File : 0250802

DFTPP Tuning Time: 1735

CCal Standard: (1340-1, 1340-2, 1341-1, 1341-2, 1338-2) 20X

Maintenance

New split line. Cleaned split arm. New liner + wool. Clipped column. Cleaned inlet seal.

LJK 8/3/05

Maintenance Verification: 0250802

(Identify ICal or CCal that demonstrates instrument is in control)

Every line on this form must contain information or be lined out. Make sure all information is legible. Start a new page for each QC period

GC- MS Semi-Volatile Organics Instrument Logbook for NT-4

	Time	Filename	LabID	ClientId	DF											
1	1735	0250802.d	ABN 25		1	7.43	124009	9.58	439086	12.42	234157	14.74	344042	18.98	264444	21.10	280601	20.22	474443
2	1809	0800802.d	ABN 80		1	7.44	101822	9.60	363330	12.43	193542	14.76	288291	19.00	223560	21.12	250953	20.24	405594
3	1842	0010802.d	ABN 1		1	7.42	105446	9.57	380095	12.42	199902	14.74	297989	18.97	232131	21.10	254285	20.22	420202
4	1915	0400802.d	ABN 40		1	7.43	99111	9.59	364153	12.43	192499	14.75	290356	18.99	220159	21.11	231915	20.23	395232
5	1948	0050802.d	ABN 5		1	7.43	98745	9.58	362700	12.42	189475	14.74	280559	18.98	214293	21.10	237397	20.22	385511
6	2022	0100802.d	ABN 10		1	7.43	102683	9.58	378894	12.42	201009	14.74	303245	18.98	234466	21.10	250617	20.22	421039
7	2055	icv0802.d	ABN ICV		1	7.43	95129	9.58	353148	12.42	192690	14.75	291588	18.98	225734	21.10	231580	20.22	405821

LJR 8/13/05

Analytical Resources, Incorporated
Analytical Chemists and Consultants

GC- MS Semi-Volatile Organics Instrument Logbook for NT-4

Date: 8/2/05A Analyst: LJK

Analysis: BANS GC Program: ABNIUL

GC Column No.: 693016 Column Type: RTX-5 (~30m 0.32mm ID 0.25μm df)

ICal date: 8/2/05 EM Voltage: 1294

Instrument Tune (U or .CT): 050729

DFTPP Tuning File : CC0802

DFTPP Tuning Time: 2128

CCal Standard: (1340-1, 1340-2, 1341-1, 1338-1)20X

Maintenance

None



Maintenance Verification: CC0802

(Identify ICal or CCal that demonstrates instrument is in control)

Every line on this form must contain information or be lined out. Make sure all information is legible. Start a new page for each QC period

GC- MS Semi-Volatile Organics Instrument Logbook for NT-4

	Time	Filename	LabID	ClientId	DF											
1	2128	cc0802.d	ABN 25		1	7.43	121607	9.59	430121	12.43	229587	14.75	343054	18.98	260573	21.10	283780	20.23	469301
2	2201	ih28mb.d	IH28MBS1	IH28MBS1	1	7.43	108693	9.58	416052	12.42	229346	14.74	345913	18.97	263874	20.21	448788	21.09	200538
3	2234	ih28sb.d	IH28LCSS1	IH28LCSS1	1	7.43	120151	9.58	447988	12.42	245135	14.74	378028	18.97	285578	20.21	492693	21.09	235180
4	2308	ih97mb.d	IH97MBS1	IH97MBS1	1	7.43	122114	9.57	461893	12.42	249319	14.74	375065	18.97	272862	20.22	479676	21.09	263238
5	2341	ih97sb.d	IH97LCSS1	IH97LCSS1	1	7.43	120371	9.58	449275	12.42	245102	14.74	367645	18.97	258771	20.22	478147	21.10	265262
6	0014	ih28srm.d	IH28SRM	SQ-1	1	7.42	90809	9.57	274048	12.42	162541	14.75	260099	18.98	237959	20.22	443768	21.10	198434
7	0047	ih97srm.d	IH97SRM	SQ-1	1	7.43	121121	9.58	448014	12.43	238432	14.75	353931	18.98	286961	20.22	484211	21.10	284670
8	0119	ih28e.d	IH28E	AN-RI-SEDC-09B	1	7.42	124087	9.58	463708	12.42	224178	14.74	350756	18.98	311718	20.22	555843	21.10	303807
9	0152	ih28f.d	IH28F	AN-RI-SEDC-09C	1	7.42	109995	9.58	412224	12.42	219948	14.74	323873	18.97	279648	20.22	495667	21.10	277494
10	0225	ih28fms.d	IH28FMS	AN-RI-SEDC-09C MS	1	7.43	117392	9.58	432806	12.42	234708	14.74	345768	18.97	287935	20.22	512361	21.10	281499
11	0258	ih28fmd.d	IH28FMSD	AN-RI-SEDC-09C MSD	1	7.43	110308	9.58	411517	12.42	218449	14.74	331894	18.98	282622	20.22	502300	21.10	269150
12	0330	ih28g.d	IH28G	AN-RI-SEDC-02A	1	7.43	114134	9.58	416459	12.42	222318	14.74	338048	18.99	315524	20.22	568040	21.11	285126
13	0403	ih28h.d	IH28H	AN-RI-SEDC-02B	1	7.42	95383	9.58	355419	12.42	190715	14.74	290272	18.97	258222	20.22	458627	21.10	238422
14	0436	ih28i.d	IH28I	AN-RI-SEDC-06A	1	7.43	114797	9.57	416772	12.42	228001	14.75	358092	19.00	342266	20.24	615172	21.12	234925
15	0508	ih28j.d	IH28J	AN-RI-SEDC-06B	1	7.43	118889	9.58	434485	12.43	233700	14.74	355003	18.99	345052	20.23	606247	21.12	256606
16	0541	ih28a.d	IH28A	AN-RI-SEDC-08A	1	7.43	90961	9.58	338018	12.43	187453	14.75	316767	19.02	259751	20.25	460060	21.15	138284
17	0614	ih28b.d	IH28B	AN-RI-SEDC-08B	1	7.43	116069	9.58	424073	12.43	230640	14.75	392902	19.01	343389	20.24	637528	21.13	176103
18	0646	ih28c.d	IH28C	AN-RI-SEDC-08C	1	7.43	99472	9.58	360663	12.43	195232	14.75	310881	18.99	284642	20.22	533332	21.11	176706
19	0719	ih28d.d	IH28D	AN-RI-SEDC-09A	1	7.43	126183	9.58	458853	12.43	249132	14.75	412772	19.00	355380	20.23	659878	21.12	197068
20	0752	ih28k.d	IH28K	AN-RI-SEDC-06C	1	7.43	92933	9.58	328682	12.42	180127	14.75	293928	18.98	263884	20.22	498432	21.10	141012
21	0825	ih28l.d	IH28L	AN-RI-SEDC-07A	1	7.43	111956	9.58	394674	12.43	221874	14.75	356978	18.99	325030	20.22	616212	21.11	163025
22	0858	ih28m.d	IH28M	AN-RI-SEDC-07B	1	7.43	117679	9.58	428961	12.43	239125	14.75	395747	19.02	317667	20.25	619881	21.14	146031
23	0931	ih28n.d	IH28N	AN-RI-SEDCZ-08A	1	7.44	117770	9.58	438577	12.43	241667	14.76	401065	19.02	326529	20.25	638509	21.14	145360
24	1004	ih28o.d	IH28O	AN-RI-SEDCZ-08B	1	7.43	116264	9.58	427204	12.43	240634	14.76	413558	19.02	319137	20.26	607858	21.16	132657
25	1037	ih97a.d	IH97A	ANRISED-WP01	1	7.44	124084	9.59	442303	12.43	255271	14.76	439692	19.06	339555	20.25	669204	21.15	131636
26	1111	ih97b.d	IH97B	ANRISED-WP02	1	7.44	123839	9.59	447581	12.43	255544	14.76	434518	19.00	348553	20.23	695843	21.12	140177
27	1145	ih97bms.d	IH97BMS	ANRISED-WP02 MS	1	7.44	119190	9.59	427203	12.44	245311	14.76	409004	19.01	328067	20.24	658516	21.13	135413
28	1218	ih97bmd.d	IH97BMSD	ANRISED-WP02 MSD	1	7.44	124266	9.59	439042	12.43	246623	14.76	403999	19.00	337682	20.24	655230	21.12	150515

LJK 8/3/05

000283

Analytical Resources, Incorporated
Analytical Chemists and Consultants

GC- MS Semi-Volatile Organics Instrument Logbook for NT-4

Date: 8/3/05 Analyst: LJK

Analysis: BANS GC Program: ABN

GC Column No.: 693016 Column Type: RTX-5 (L 30m 0.32mm ID 0.25mm df)

ICal date: 8/2/05 EM Voltage: 1294

Instrument Tune (.U or .CT): 050729

DFTPP Tuning File : CC0803

DFTPP Tuning Time: 1603

CCal Standard: (1340-1, 1340-2, 1341-1, 1338-1) 20X

Maintenance

New liner + wool. Clipped column. Cleaned inlet seal.

LJK 8/4/05

Maintenance Verification: CC0803

(Identify ICal or CCal that demonstrates instrument is in control)

Every line on this form must contain information or be lined out. Make sure all information is legible. Start a new page for each QC period

GC- MS Semi-Volatile Organics Instrument Logbook for NT-4

	Time	Filename	LabID	ClientId	DF													
1	1603	cc0803.d	ABN 25		1	7.36	119650	9.52	453363	12.35	254006	14.67	409127	18.91	338901	21.03	332982	20.15	610532
2	1638	hex0803.d	HEX CHECK		1	14.66	520	20.13	1700										
3	1711	dcm0803.d	DCM CHECK		1	NO ISTDS FOUND													
4	1745	dcm0803a.d	DCM CHECK		1	NO ISTDS FOUND													
5	1819	ii79mb.d	II79MBW1	II79MBW1	1	7.35	128084	9.51	487025	12.35	270694	14.67	443236	18.90	366928	20.14	659926	21.02	356149
6	1852	ii79sb.d	II79LCSW1	II79LCSW1	1	7.36	126806	9.52	494554	12.36	274188	14.68	445848	18.91	364572	20.15	657855	21.02	359979
7	1926	ii39mb.d	II39MBS1	II39MBS1	1	7.35	126589	9.50	486477	12.35	269633	14.67	438262	18.90	361756	20.14	652968	21.02	278596
8	1959	ii39sb.d	II39LCSS1	II39LCSS1	1	7.35	132129	9.51	496924	12.35	277317	14.67	454439	18.90	367300	20.14	667178	21.02	307634
9	2032	ii39srm.d	II39SRM	SQ-1	1	7.36	133793	9.51	511225	12.35	284693	14.68	457219	18.91	371520	20.15	659802	21.02	345221
10	2105	ii79adl.d	II79A	P-1-529	10	7.35	134618	9.51	524001	12.35	294033	14.67	471848	18.90	393505	20.14	695374	21.02	384649
11	2138	ii79a.d	II79A	P-1-529	1	7.36	121389	9.55	469463	12.37	262520	14.68	431759	18.90	358773	20.14	631907	21.03	347136
12	2212	ih28adl.d	IH28A	AN-RI-SEDC-08A	3	7.36	133260	9.51	515052	12.35	290485	14.68	474768	18.92	392007	20.17	689666	21.05	365988
13	2245	ih28kdl.d	IH28K	AN-RI-SEDC-06C	3	7.36	127882	9.51	496862	12.36	281838	14.68	455687	18.91	386973	20.15	671509	21.03	351832
14	2318	ih28n2.d	IH28N	AN-RI-SEDCZ-08A	1	7.36	168455	9.51	650835	12.36	366029	14.68	586529	18.95	521341	20.19	835774	21.08	472182
15	2351	ih28odl.d	IH28O	AN-RI-SEDCZ-08B	3	7.36	125734	9.52	495708	12.36	281614	14.69	459754	18.96	536581	20.22	650603	21.10	366475
16	0024	ih97a2.d	IH97A	ANRISED-WP01	1	7.37	134183	9.53	530188	12.37	301220	14.70	493552	18.99	429842	20.20	701968	21.10	386457
17	0058	ih97b2.d	IH97B	ANRISED-WP02	1	7.37	138307	9.53	535166	12.37	301265	14.69	501773	18.94	437023	20.17	739711	21.06	387943
18	0131	ih97bms2.d	IH97BMS	ANRISED-WP02 MS	1	7.37	138270	9.53	531015	12.37	303916	14.70	498021	18.94	430887	20.18	721054	21.07	388464
19	0204	ih97bmd2.d	IH97BMSD	ANRISED-WP02 MSD	1	7.37	132110	9.53	511802	12.37	295692	14.69	486745	18.93	421270	20.17	713952	21.06	380550
20	0237	ii39b.d	II39B	S-6-7	1	7.38	130839	9.53	503859	12.38	285710	14.69	465245	18.92	403685	20.16	686334	21.05	364149
21	0310	ii39d.d	II39D	S-3-4-5	1	7.37	113382	9.55	428952	12.40	252755	14.70	403968	18.92	349745	20.16	604395	21.04	323489
22	0343	ii39dms.d	II39DMS	S-3-4-5 MS	1	7.37	111684	9.55	442151	12.40	251271	14.70	407441	18.92	347523	20.16	598989	21.04	316471
23	0416	ii39dmd.d	II39DMSD	S-3-4-5 MSD	1	7.38	141664	9.56	533871	12.40	318141	14.70	512058	18.92	437215	20.15	746415	21.05	402531
24	0449	ii39f.d	II39F	S-1-2	1	7.37	119415	9.52	515226	12.36	302018	14.69	493297	18.93	416089	20.17	734064	21.07	395123

Metals Analysis
QC Summary Data

prepared
for

ANCHOR ENVIRONMENTAL

KC FORMER SCOTT MILL , 00010501/T2

ARI JOB NO. IH97

prepared
by

Analytical Resources, Inc.

Cover Page

INORGANIC ANALYSIS DATA PACKAGE

ANALYTICAL RESOURCES INCORPORATED

CLIENT: Anchor Environmental

PROJECT: KC ANACORTES FORMER

SDG: IH97

CLIENT ID	ARI ID	ARI LIMS ID	REPREP
ANRISED-WP01	IH97A	05-12285	
ANRISED-WP01D	IH97ADUP	05-12285	
ANRISED-WP01S	IH97ASPK	05-12285	
ANRISED-WP02	IH97B	05-12286	
PBS	IH97MB1	05-12286	
LCSS	IH97REF1	05-12286	
ANRISED-WP01	IH97RA	05-12285	R
ANRISED-WP01D	IH97RADUP	05-12285	R
ANRISED-WP01S	IH97RASPK	05-12285	R
PBS	IH97RMB2	05-12285	R
LCSS	IH97RREF2	05-12285	R

Were ICP interelement corrections applied ?	Yes/No	YES
Were ICP background corrections applied ?	Yes/No	YES
If yes - were raw data generated before application of background corrections ?	Yes/No	NO

Comments: _____

THIS DATA PACKAGE HAS BEEN REVIEWED AND AUTHORIZED FOR RELEASE BY:

Signature: _____ Name: Jay Kuhn

Date: 8/9/05 Title: Inorganics Lab Manager

ANALYTICAL RESOURCES INCORPORATED

INORGANICS ANALYSIS DATA SHEET
TOTAL METALS

Sample ID: ANRISED-WP01
DUPLICATE

Lab Sample ID: IH97A
LIMS ID: 05-12285
Matrix: Sediment
Data Release Authorized:
Reported: 08/09/05

QC Report No: IH97-Anchor Environmental
Project: KC ANACORTES FORMER SCOTT MILL
00010501 T2
Date Sampled: 07/21/05
Date Received: 07/22/05

MATRIX DUPLICATE QUALITY CONTROL REPORT

Analyte	Analysis Method	Sample	Duplicate	RPD	Control Limit	Q
Antimony	6010B	7 U	7 U	0.0%	+/- 7	L
Arsenic	6010B	7 U	7 U	0.0%	+/- 7	L
Cadmium	6010B	0.3 U	0.3 U	0.0%	+/- 0.3	L
Copper	6010B	68.0	85.8	23.1%	+/- 20%	*
Lead	6010B	53	57	7.3%	+/- 20%	
Mercury	7471A	0.22	0.30	30.8%	+/- 0.07	L*
Nickel	6010B	21	25	17.4%	+/- 20%	
Silver	6010B	0.4 U	0.4 U	0.0%	+/- 0.4	L
Zinc	6010B	51.5	55.5	7.5%	+/- 20%	

Reported in mg/kg-dry

*-Control Limit Not Met
L-RPD Invalid, Limit = Detection Limit

ANALYTICAL RESOURCES INCORPORATED

INORGANICS ANALYSIS DATA SHEET
TOTAL METALS
Page 1 of 1

Sample ID: ANRISED-WP01
MATRIX SPIKE

Lab Sample ID: IH97A
LIMS ID: 05-12285
Matrix: Sediment
Data Release Authorized:
Reported: 08/09/05

QC Report No: IH97-Anchor Environmental
Project: KC ANACORTES FORMER SCOTT MILL
00010501 T2
Date Sampled: 07/21/05
Date Received: 07/22/05

MATRIX SPIKE QUALITY CONTROL REPORT

Analyte	Analysis Method	Sample	Spike	Spike Added	% Recovery	Q
Antimony	6010B	7 U	72	277	26.0%	N
Arsenic	6010B	7 U	278	277	100%	
Cadmium	6010B	0.3 U	63.4	69.2	91.6%	
Copper	6010B	68.0	141	69.2	105%	
Lead	6010B	53	295	277	87.4%	
Mercury	7471A	0.22	0.94	0.693	104%	
Nickel	6010B	21	83	69.2	89.6%	
Silver	6010B	0.4 U	62.2	69.2	89.9%	
Zinc	6010B	51.5	123	69.2	103%	

Reported in mg/kg-dry

N-Control Limit Not Met
H-% Recovery Not Applicable, Sample Concentration Too High
NA-Not Applicable, Analyte Not Spiked

Percent Recovery Limits: 75-125%

ANALYTICAL RESOURCES INCORPORATED

INORGANICS ANALYSIS DATA SHEET
TOTAL METALS
Page 1 of 1

Sample ID: STD REFERENCE
ERA D044540

Lab Sample ID: IH97SRM
LIMS ID: 05-12286
Matrix: Sediment
Data Release Authorized:
Reported: 08/09/05

QC Report No: IH97-Anchor Environmental
Project: KC ANACORTES FORMER SCOTT MILL
00010501 T2
Date Sampled: NA
Date Received: NA

Analyte	Analysis Method	Analysis Date	mg/kg-dry	Certified Value	Advisory Range
Antimony	6010B	08/01/05	38	79	5-162
Arsenic	6010B	08/01/05	102	96	76-115
Cadmium	6010B	08/01/05	58.1	54.6	44.5-64.7
Copper	6010B	08/01/05	91.9	83.8	69.0-98.6
Lead	6010B	08/01/05	121	121	98-145
Mercury	7471A	07/29/05	4.90	5.82	3.96-7.68
Nickel	6010B	08/01/05	56.9	54.5	44.4-64.6
Silver	6010B	08/01/05	112	106	64.9-147
Zinc	6010B	08/01/05	256	243	193-293

*Lower advisory range for antimony is the calculated detection limit.

ANALYTICAL RESOURCES INCORPORATED

INORGANICS ANALYSIS DATA SHEET
TOTAL METALS
Page 1 of 1

Sample ID: STD REFERENCE
ERA D044540

Lab Sample ID: IH97SRM
LIMS ID: 05-12285
Matrix: Sediment
Data Release Authorized:
Reported: 08/09/05

QC Report No: IH97-Anchor Environmental
Project: KC ANACORTES FORMER SCOTT MILL
00010501 T2
Date Sampled: NA
Date Received: NA

Analyte	Analysis Method	Analysis Date	mg/kg-dry	Certified Value	Advisory Range
Antimony	6010B	08/05/05	36	79	5-162
Arsenic	6010B	08/05/05	99	96	76-115
Cadmium	6010B	08/05/05	53.6	54.6	44.5-64.7
Copper	6010B	08/05/05	83.3	83.8	69.0-98.6
Lead	6010B	08/05/05	117	121	98-145
Nickel	6010B	08/05/05	49	54	44-65
Silver	6010B	08/05/05	106	106	64.9-147
Zinc	6010B	08/05/05	211	243	193-293

*Lower advisory range for antimony is the calculated detection limit.

Calibration Verification

ANALYTICAL RESOURCES INCORPORATED

CLIENT: Anchor Environmental

PROJECT: KC ANACORTES FORMER

SDG: IH97

UNITS:ug/L

ANALYTE	EL	M	RUN	ICVTV	ICV	%R	CCVTV	CCV1	%R	CCV2	%R	CCV3	%R	CCV4	%R	CCV5	%R
Antimony	SB	ICP	IP080121	2000.0	2072.02	103.6	2000.0	2070.49	103.5	2073.62	103.7	2085.29	104.3	2088.38	104.4	2061.05	103.1
Arsenic	AS	ICP	IP080121	2000.0	2038.71	101.9	2000.0	2040.15	102.0	2049.76	102.5	2064.57	103.2	2053.04	102.7	2034.08	101.7
Cadmium	CD	ICP	IP080121	1000.0	1036.88	103.7	1000.0	1041.73	104.2	1048.98	104.9	1053.59	105.4	1052.42	105.2	1042.75	104.3
Copper	CU	ICP	IP080121	1000.0	1042.05	104.2	1000.0	1043.99	104.4	1048.18	104.8	1053.81	105.4	1051.45	105.1	1046.75	104.7
Lead	PB	ICP	IP080121	2000.0	1957.35	97.9	2000.0	1948.18	97.4	1954.56	97.7	1967.80	98.4	1973.94	98.7	1945.99	97.3
Mercury	HG	CVA	HG072902	8.0	8.25	103.1	4.0	3.78	94.5	3.48	87.0	4.27	106.8	3.96	99.0	3.26	81.5
Nickel	NI	ICP	IP080121	1000.0	961.47	96.1	1000.0	971.77	97.2	986.38	98.6	994.12	99.4	988.26	98.8	987.36	98.7
Silver	AG	ICP	IP080121	1000.0	994.56	99.5	1000.0	998.30	99.8	1002.33	100.2	1008.60	100.9	1005.53	100.6	1000.46	100.0
Zinc	ZN	ICP	IP080121	1000.0	961.39	96.1	1000.0	973.55	97.4	988.50	98.9	996.46	99.6	991.95	99.2	988.93	98.9

000292

Control Limits: Mercury 80-120; Other Metals 90-110

Calibration Verification

ANALYTICAL RESOURCES INCORPORATED

CLIENT: Anchor Environmental

PROJECT: KC ANACORTES FORMER

SDG: IH97

UNITS:ug/L

ANALYTE	EL	M	RUN	CCVTV	CCV6	%R	CCV7	%R	CCV8	%R	CCV9	%R	CCV10	%R	CCV11	%R
Antimony	SB	ICP	IP080121	2000.0	2063.26	103.2	2059.02	103.0								
Arsenic	AS	ICP	IP080121	2000.0	2025.77	101.3	2009.51	100.5								
Cadmium	CD	ICP	IP080121	1000.0	1042.65	104.3	1042.13	104.2								
Copper	CU	ICP	IP080121	1000.0	1046.36	104.6	1048.71	104.9								
Lead	PB	ICP	IP080121	2000.0	1953.67	97.7	1931.90	96.6								
Mercury	HG	CVA	HG072902	4.0	3.27	81.8	3.51	87.8								
Nickel	NI	ICP	IP080121	1000.0	973.12	97.3	985.08	98.5								
Silver	AG	ICP	IP080121	1000.0	1002.55	100.3	1002.51	100.3								
Zinc	ZN	ICP	IP080121	1000.0	970.10	97.0	994.29	99.4								

000293

Control Limits: Mercury 80-120; Other Metals 90-110

Calibration Verification

ANALYTICAL RESOURCES INCORPORATED

CLIENT: Anchor Environmental

PROJECT: KC ANACORTES FORMER

SDG: IH97

UNITS: ug/L

ANALYTE	EL	M	RUN	ICVTV	ICV	%R	CCVTV	CCV1	%R	CCV2	%R	CCV3	%R	CCV4	%R	CCV5	%R
Antimony	SB	ICP	IP080521	2000.0	1998.21	99.9	2000.0	1974.70	98.7	2014.35	100.7	1993.56	99.7	2009.53	100.5	1989.64	99.5
Arsenic	AS	ICP	IP080521	2000.0	1971.28	98.6	2000.0	1973.21	98.7	1897.90	94.9	1897.08	94.9	1898.89	94.9	1999.08	100.0
Cadmium	CD	ICP	IP080521	1000.0	1014.99	101.5	1000.0	1012.97	101.3	982.89	98.3	988.28	98.8	979.54	98.0	982.75	98.3
Copper	CU	ICP	IP080521	1000.0	1018.72	101.9	1000.0	1012.01	101.2	1019.39	101.9	1014.68	101.5	1012.80	101.3	1007.27	100.7
Lead	PB	ICP	IP080521	2000.0	1932.98	96.6	2000.0	1915.67	95.8	1948.00	97.4	1932.33	96.6	1953.84	97.7	1931.31	96.6
Nickel	NI	ICP	IP080521	1000.0	986.33	98.6	1000.0	930.85	93.1	1003.52	100.4	985.63	98.6	1053.87	105.4	920.48	92.0
Silver	AG	ICP	IP080521	1000.0	975.68	97.6	1000.0	973.84	97.4	954.32	95.4	954.45	95.4	949.14	94.9	977.39	97.7
Zinc	ZN	ICP	IP080521	1000.0	997.48	99.7	1000.0	921.30	92.1	1043.02	104.3	1018.06	101.8	1117.87	111.8	902.36	90.2

000294

Control Limits: Mercury 80-120; Other Metals 90-110

Calibration Verification

ANALYTICAL RESOURCES INCORPORATED

CLIENT: Anchor Environmental

PROJECT: KC ANACORTES FORMER

SDG: IH97

UNITS: ug/L

ANALYTE	EL	M	RUN	CCVTV	CCV6	%R	CCV7	%R	CCV8	%R	CCV9	%R	CCV10	%R	CCV11	%R
Antimony	SB	ICP	IP080521	2000.0	1982.91	99.1										
Arsenic	AS	ICP	IP080521	2000.0	2003.31	100.2										
Cadmium	CD	ICP	IP080521	1000.0	983.72	98.4										
Copper	CU	ICP	IP080521	1000.0	1002.87	100.3										
Lead	PB	ICP	IP080521	2000.0	1930.22	96.5										
Nickel	NI	ICP	IP080521	1000.0	917.32	91.7										
Silver	AG	ICP	IP080521	1000.0	975.46	97.5										
Zinc	ZN	ICP	IP080521	1000.0	907.98	90.8										

000295

Control Limits: Mercury 80-120; Other Metals 90-110

CRDL Standard

ANALYTICAL RESOURCES INCORPORATED

CLIENT: Anchor Environmental

PROJECT: KC ANACORTES FORMER

SDG: IH97

UNITS:ug/L

ANALYTE	EL	M	RUN	CRA/I TV	CR-1	%R	CR-2	%R	CR-3	%R	CR-4	%R	CR-5	%R	CR-6	%R
Antimony	SB	ICP	IP080121	100.0	108.70	**108.7**										
Arsenic	AS	ICP	IP080121	100.0	104.33	**104.3**										
Cadmium	CD	ICP	IP080121	4.0	4.15	**103.8**										
Copper	CU	ICP	IP080121	4.0	4.39	**109.8**										
Lead	PB	ICP	IP080121	40.0	41.19	**103.0**										
Mercury	HG	CVA	HG072902	0.1	0.09	**90.0**										
Nickel	NI	ICP	IP080121	20.0	22.00	**110.0**										
Silver	AG	ICP	IP080121	6.0	6.08	**101.3**										
Zinc	ZN	ICP	IP080121	12.0	14.58	**121.5**										

000296

Control Limits: no control limits have been established by the EPA at this time.

CRDL Standard

ANALYTICAL RESOURCES INCORPORATED

CLIENT: Anchor Environmental

PROJECT: KC ANACORTES FORMER

SDG: IH97

UNITS:ug/L

ANALYTE	EL	M	RUN	CRA/I TV	CR-1	%R	CR-2	%R	CR-3	%R	CR-4	%R	CR-5	%R	CR-6	%R
Antimony	SB	ICP	IP080521	100.0	102.28	102.3										
Arsenic	AS	ICP	IP080521	100.0	95.37	95.4										
Cadmium	CD	ICP	IP080521	4.0	3.59	89.8										
Copper	CU	ICP	IP080521	4.0	4.09	102.3										
Lead	PB	ICP	IP080521	40.0	38.97	97.4										
Nickel	NI	ICP	IP080521	20.0	21.72	108.6										
Silver	AG	ICP	IP080521	6.0	5.54	92.3										
Zinc	ZN	ICP	IP080521	12.0	13.55	112.9										

000297

Control Limits: no control limits have been established by the EPA at this time.

Calibration Blanks

ANALYTICAL RESOURCES INCORPORATED

CLIENT: Anchor Environmental

PROJECT: KC ANACORTES FORMER

SDG: IH97

UNITS: ug/L

ANALYTE	EL	METH	RUN	CRDL	IDL	ICB	C	CCB1	C	CCB2	C	CCB3	C	CCB4	C	CCB5	C
Antimony	SB	ICP	IP080121	60.0	50.0	50.0	U	50.0	U	50.0	U	50.0	U	50.0	U	50.0	U
Arsenic	AS	ICP	IP080121	10.0	50.0	50.0	U	50.0	U	50.0	U	50.0	U	50.0	U	50.0	U
Cadmium	CD	ICP	IP080121	5.0	2.0	2.0	U	2.0	U	2.0	U	2.0	U	2.0	U	2.0	U
Copper	CU	ICP	IP080121	25.0	2.0	2.0	U	2.0	U	2.0	U	2.0	U	2.0	U	2.0	U
Lead	PB	ICP	IP080121	3.0	20.0	20.0	U	20.0	U	20.0	U	20.0	U	20.0	U	20.0	U
Mercury	HG	CVA	HG072902	0.2	0.1	0.1	U	0.1	U	0.1	U	0.1	U	0.1	U	0.1	U
Nickel	NI	ICP	IP080121	40.0	10.0	10.0	U	10.0	U	10.0	U	10.0	U	10.0	U	10.0	U
Silver	AG	ICP	IP080121	10.0	3.0	3.0	U	3.0	U	3.0	U	3.0	U	3.0	U	3.0	U
Zinc	ZN	ICP	IP080121	20.0	6.0	6.0	U	6.0	U	6.0	U	6.0	U	6.0	U	6.0	U

Calibration Blanks

ANALYTICAL RESOURCES INCORPORATED

CLIENT: Anchor Environmental

PROJECT: KC ANACORTES FORMER

SDG: IH97

UNITS: ug/L

ANALYTE	EL	METH	RUN	CRDL	IDL	CCB6	C	CCB7	C	CCB8	C	CCB9	C	CCB10	C	CCB11	C
Antimony	SB	ICP	IP080121	60.0	50.0	50.0	U	50.0	U								
Arsenic	AS	ICP	IP080121	10.0	50.0	50.0	U	50.0	U								
Cadmium	CD	ICP	IP080121	5.0	2.0	2.0	U	2.0	U								
Copper	CU	ICP	IP080121	25.0	2.0	2.0	U	2.0	U								
Lead	PB	ICP	IP080121	3.0	20.0	20.0	U	20.0	U								
Mercury	HG	CVA	HG072902	0.2	0.1	0.1	U	0.1	U								
Nickel	NI	ICP	IP080121	40.0	10.0	10.0	U	10.0	U								
Silver	AG	ICP	IP080121	10.0	3.0	3.0	U	3.0	U								
Zinc	ZN	ICP	IP080121	20.0	6.0	6.0	U	6.0	U								

Calibration Blanks

ANALYTICAL RESOURCES INCORPORATED

CLIENT: Anchor Environmental

PROJECT: KC ANACORTES FORMER

SDG: IH97

UNITS:ug/L

ANALYTE	EL	METH	RUN	CRDL	IDL	ICB	C	CCB1	C	CCB2	C	CCB3	C	CCB4	C	CCB5	C
Antimony	SB	ICP	IP080521	60.0	50.0	50.0	U	50.0	U	50.0	U	50.0	U	50.0	U	50.0	U
Arsenic	AS	ICP	IP080521	10.0	50.0	50.0	U	50.0	U	50.0	U	50.0	U	50.0	U	50.0	U
Cadmium	CD	ICP	IP080521	5.0	2.0	2.0	U	2.0	U	2.0	U	2.0	U	2.0	U	2.0	U
Copper	CU	ICP	IP080521	25.0	2.0	2.0	U	2.0	U	2.0	U	2.0	U	2.0	U	2.0	U
Lead	PB	ICP	IP080521	3.0	20.0	20.0	U	20.0	U	20.0	U	20.0	U	20.0	U	20.0	U
Nickel	NI	ICP	IP080521	40.0	10.0	10.0	U	10.0	U	10.0	U	10.0	U	10.0	U	10.0	U
Silver	AG	ICP	IP080521	10.0	3.0	3.0	U	3.0	U	3.0	U	3.0	U	3.0	U	3.0	U
Zinc	ZN	ICP	IP080521	20.0	6.0	6.0	U	6.0	U	6.0	U	6.0	U	6.0	U	6.0	U

000300

Calibration Blanks

ANALYTICAL RESOURCES INCORPORATED

CLIENT: Anchor Environmental

PROJECT: KC ANACORTES FORMER

SDG: IH97

UNITS: ug/L

ANALYTE	EL	METH	RUN	CRDL	IDL	CCB6	C	CCB7	C	CCB8	C	CCB9	C	CCB10	C	CCB11	C
Antimony	SB	ICP	IP080521	60.0	50.0	50.0	U										
Arsenic	AS	ICP	IP080521	10.0	50.0	50.0	U										
Cadmium	CD	ICP	IP080521	5.0	2.0	2.0	U										
Copper	CU	ICP	IP080521	25.0	2.0	2.0	U										
Lead	PB	ICP	IP080521	3.0	20.0	20.0	U										
Nickel	NI	ICP	IP080521	40.0	10.0	10.0	U										
Silver	AG	ICP	IP080521	10.0	3.0	3.0	U										
Zinc	ZN	ICP	IP080521	20.0	6.0	6.0	U										

000301

ICP Interference Check Sample

ANALYTICAL RESOURCES INCORPORATED

CLIENT: Anchor Environmental

ICS SOURCE: I.V.

PROJECT: KC ANACORTES FORMER

RUNID: IP080121

SDG: IH97

INSTRUMENT ID: OPTIMA ICP 1

UNITS: ug/L

ANALYTE	ICSA TV	ICSAB TV	ICSA1	ICSAB1	%R	ICSA2	ICSAB2	%R	ICSA3	ICSAB3	%R
Aluminum	200000	200000	196687.7	203541.4	**101.8**						
Antimony		1000	36.1	1074.6	**107.5**						
Arsenic		1000	23.8	1050.2	**105.0**						
Barium		1000	-1.5	1003.0	**100.3**						
Beryllium		1000	0.0	996.2	**99.6**						
Boron			5.4	-1.7							
Cadmium		1000	0.0	1037.0	**103.7**						
Calcium	100000	100000	98161.6	98678.1	**98.7**						
Chromium		1000	6.4	971.8	**97.2**						
Cobalt		1000	0.6	961.1	**96.1**						
Copper		1000	-0.9	1068.9	**106.9**						
Iron	200000	200000	197547.9	205241.5	**102.6**						
Lead		1000	11.1	963.3	**96.3**						
Magnesium	100000	100000	99876.1	102920.3	**102.9**						
Manganese		1000	-1.0	989.8	**99.0**						
Molybdenum			1.1	1.8							
Nickel		1000	-1.0	967.5	**96.8**						
Potassium			-68.1	-206.1							
Selenium		1000	-4.1	1031.7	**103.2**						
Silicon			35.6	-15.4							
Silver		1000	-0.7	1049.4	**104.9**						
Sodium			44.0	46.4							
Strontium			1.3	2.0							
Thallium		1000	-12.9	949.9	**95.0**						
Tin			-14.3	-13.0							
Titanium			5.3	6.9							
Vanadium		1000	1.9	1022.1	**102.2**						
Zinc		1000	3.1	960.3	**96.0**						

000302

ICP Interference Check Sample

ANALYTICAL RESOURCES INCORPORATED

CLIENT: Anchor Environmental

ICS SOURCE: I.V.

PROJECT: KC ANACORTES FORMER

RUNID: IP080521

SDG: IH97

INSTRUMENT ID: OPTIMA ICP 1

UNITS: ug/L

ANALYTE	ICSA TV	ICSAB TV	ICSA1	ICSAB1	%R	ICSA2	ICSAB2	%R	ICSA3	ICSAB3	%R
Aluminum	200000	200000	197457.9	203192.9	**101.6**						
Antimony		1000	32.8	1037.1	**103.7**						
Arsenic		1000	14.9	981.2	**98.1**						
Barium		1000	-0.2	1019.6	**102.0**						
Beryllium		1000	0.1	992.5	**99.3**						
Boron			1.7	-6.4							
Cadmium		1000	-0.5	983.7	**98.4**						
Calcium	100000	100000	98980.7	99736.6	**99.7**						
Chromium		1000	7.6	1005.6	**100.6**						
Cobalt		1000	0.7	880.9	**88.1**						
Copper		1000	-0.3	1038.7	**103.9**						
Iron	200000	200000	207500.4	213194.4	**106.6**						
Lead		1000	8.0	950.4	**95.0**						
Magnesium	100000	100000	98191.2	100478.0	**100.5**						
Manganese		1000	-0.1	1032.5	**103.3**						
Molybdenum			1.4	1.1							
Nickel		1000	-0.3	986.3	**98.6**						
Potassium			-32.5	-132.4							
Selenium		1000	3.0	951.3	**95.1**						
Silicon			15.9	-29.5							
Silver		1000	-1.2	1001.3	**100.1**						
Sodium			6.6	-19.8							
Strontium			1.2	1.9							
Thallium		1000	0.9	912.7	**91.3**						
Tin			-14.0	-14.5							
Titanium			4.6	4.1							
Vanadium		1000	2.0	990.4	**99.0**						
Zinc		1000	1.2	1010.7	**101.1**						

IDLs and ICP Linear Ranges

ANALYTICAL RESOURCES INCORPORATED

CLIENT: Anchor Environmental

IDL DATE: 5/1/2005

PROJECT: KC ANACORTES FORMER

ICP LR DATE: 6/9/2005

SDG: IH97

UNITS: ug/L

ANALYTE	EL	METH	INSTRUMENT	WAVELENTH (nm)	GFA BACK-GROUND	CLP CRDL	RL	ICP LINEAR RANGE (ug/L)
Antimony	SB	ICP	OPTIMA ICP 1	206.84		60	50.0	30000.0
Arsenic	AS	ICP	OPTIMA ICP 1	188.98		10	50.0	30000.0
Cadmium	CD	ICP	OPTIMA ICP 1	228.80		5	2.0	20000.0
Copper	CU	ICP	OPTIMA ICP 1	324.75		25	2.0	40000.0
Lead	PB	ICP	OPTIMA ICP 1	220.35		3	20.0	300000.0
Mercury	HG	CVA	CETAC MERCURY	253.70		0.2	0.1	
Nickel	NI	ICP	OPTIMA ICP 1	231.60		40	10.0	100000.0
Silver	AG	ICP	OPTIMA ICP 1	328.07		10	3.0	5000.0
Zinc	ZN	ICP	OPTIMA ICP 1	206.20		20	6.0	100000.0

ICP Interelement Correction Factors

ANALYTICAL RESOURCES INCORPORATED

CLIENT: Anchor Environmental

PROJECT: KC ANACORTES FORMER

IEC DATE: 7/25/2005

SDG: IH97

INSTRUMENT ID: OPTIMA ICP 1

ANALYTE	WAVELENGTH	AL	AS	BA	BE	CA	CD	CO	CR	CU	FE
Aluminum	308.22	0.0000000	0.0000000	0.0000000	0.0000000	0.0000000	0.0000000	0.0000000	0.0000000	0.0000000	0.0000000
Antimony	206.84	0.0000000	0.0000000	0.0000000	0.0000000	0.0498267	0.0000000	0.0000000	15.0168000	0.0000000	0.0000000
Arsenic	188.98	0.0849933	0.0000000	0.0000000	0.0000000	0.0951463	0.0000000	0.0000000	0.2743190	0.0000000	0.0000000
Barium	233.53	0.0000000	0.0000000	0.0000000	0.0000000	0.0000000	0.0000000	-0.3208060	0.0000000	0.0000000	0.0685187
Beryllium	313.04	0.0000000	0.0000000	0.0000000	0.0000000	0.0000000	0.0000000	0.0000000	0.0000000	0.0000000	0.0000000
Cadmium	228.80	0.0000000	1.3587000	0.0356022	0.0000000	0.0000000	0.0000000	0.1727580	0.0000000	0.0000000	0.0076984
Calcium	317.93	0.0000000	0.0000000	0.0000000	0.0000000	0.0000000	0.0000000	0.0000000	0.0000000	0.0000000	0.0000000
Chromium	267.72	0.0000000	0.0000000	0.0000000	0.0000000	0.0000000	0.0000000	0.0000000	0.0000000	0.0000000	-0.0768239
Cobalt	228.62	-0.0148386	0.0000000	0.3069340	0.0000000	0.0000000	-0.1357300	0.0000000	0.0000000	0.0000000	0.0172710
Copper	324.75	0.0000000	0.0000000	0.0000000	0.0000000	0.0000000	0.0000000	-0.2335790	-0.0558658	0.0000000	-0.0920550
Iron	273.96	0.0000000	0.0000000	0.0000000	0.0000000	0.0000000	0.0000000	0.0000000	0.8085170	0.0000000	0.0000000
Lead	220.35	-0.1736580	0.0000000	0.0000000	0.0000000	0.0000000	0.0000000	0.0000000	-1.6339200	0.5834790	0.0000000
Magnesium	279.08	0.0000000	0.0000000	0.0000000	0.0000000	0.0000000	0.0000000	-1.1084900	-0.7282560	0.0000000	0.7558240
Manganese	257.61	0.0064746	0.0000000	0.0000000	0.0000000	0.0053245	0.0000000	0.0000000	0.0000000	0.0000000	0.0105531
Molybdenum	202.03	0.0000000	0.0000000	0.0000000	0.0000000	0.0000000	0.0000000	0.0000000	0.0605020	0.0000000	0.0000000
Nickel	231.60	0.0000000	0.0000000	0.0000000	0.0000000	0.0000000	0.0000000	-0.1326430	0.0000000	0.0000000	0.0000000
Potassium	766.49	0.0000000	0.0000000	0.0000000	0.0000000	0.0000000	0.0000000	0.0000000	0.0000000	0.0000000	0.0000000
Selenium	196.03	0.0000000	0.0000000	-0.3005050	0.0000000	0.0000000	0.0000000	0.0000000	0.0000000	0.0000000	-0.1056970
Silicon	288.16	0.0000000	0.0000000	0.0000000	0.0000000	0.0000000	-3.0923900	0.0000000	-2.0435300	0.0000000	0.0000000
Silver	328.07	0.0000000	0.0000000	0.0000000	0.0000000	-0.0066682	0.0000000	0.0000000	0.0000000	0.0000000	-0.0436983
Sodium	589.59	0.0000000	0.0000000	0.0000000	0.0000000	7.2370300	0.0000000	0.0000000	0.0000000	0.0000000	0.0000000
Thallium	190.80	0.0000000	0.0000000	0.0000000	0.0000000	0.0000000	0.0000000	4.0928000	0.3046020	0.0000000	-0.1064280
Tin	189.93	0.0000000	0.0000000	0.0000000	0.0000000	-0.1044500	0.0000000	0.0000000	0.0000000	0.0000000	0.0000000
Titanium	334.90	0.0000000	0.0000000	0.0000000	0.0000000	0.0000000	0.0000000	0.0000000	0.2206230	0.0000000	0.0000000
Vanadium	292.40	0.0000000	0.0000000	0.0000000	0.0000000	0.0000000	0.0000000	0.0000000	-7.5114900	0.0000000	0.0000000
Zinc	206.20	0.0000000	0.0000000	0.0000000	0.0000000	0.0000000	0.0000000	0.0000000	0.3610960	0.0000000	0.0000000

000305

ICP Interelement Correction Factors

ANALYTICAL RESOURCES INCORPORATED

CLIENT: Anchor Environmental

PROJECT: KC ANACORTES FORMER

IEC DATE: 7/25/2005

SDG: IH97

INSTRUMENT ID: OPTIMA ICP 1

ANALYTE	WAVELENGTH	MG	MN	MO	NI	PB	SB	TI	TL	V	ZN
Aluminum	308.22	0.0000000	0.0000000	18.3895000	0.0000000	0.0000000	0.0000000	0.5972280	0.0000000	16.8766000	0.0000000
Antimony	206.84	0.0000000	0.0000000	0.0000000	-0.2604980	0.0000000	0.0000000	-0.8570400	0.0000000	-3.2990100	0.0000000
Arsenic	188.98	0.0000000	0.0000000	0.5963900	0.0000000	0.0000000	0.0000000	2.0195400	0.0000000	0.0000000	0.0000000
Barium	233.53	0.0000000	0.0000000	0.0000000	0.1512730	0.0000000	0.0000000	0.0000000	0.0000000	0.4780030	0.0000000
Beryllium	313.04	0.0000000	0.0000000	0.0000000	0.0000000	0.0000000	0.0000000	0.0000000	0.0000000	1.6451800	0.0000000
Cadmium	228.80	0.0000000	0.0000000	0.0000000	-0.1984230	0.0000000	0.0000000	0.0000000	0.0000000	0.0000000	0.0000000
Calcium	317.93	0.0000000	0.0000000	0.0000000	0.0000000	0.0000000	0.0000000	0.0000000	0.0000000	0.0000000	0.0000000
Chromium	267.72	0.2966250	0.3690270	0.1720560	0.0000000	0.0000000	0.0000000	0.0917006	0.0000000	0.1321720	0.0000000
Cobalt	228.62	0.0000000	0.0000000	-0.4198490	0.0000000	0.0000000	0.0000000	1.6391100	0.0000000	0.0000000	0.0000000
Copper	324.75	0.0104027	0.0000000	0.6972640	0.0000000	0.0000000	0.0000000	0.2857540	0.0000000	0.0000000	0.0000000
Iron	273.96	0.0000000	0.0000000	0.0000000	0.0000000	0.0000000	0.0000000	0.0000000	0.0000000	1.5617000	0.0000000
Lead	220.35	0.0000000	0.0000000	-0.2876070	-0.1025220	0.0000000	0.0000000	0.0000000	0.0000000	0.0000000	0.0000000
Magnesium	279.08	0.0000000	0.0000000	-2.6711500	0.0000000	0.0000000	0.0000000	0.0000000	0.0000000	0.0000000	0.0000000
Manganese	257.61	0.0123415	0.0000000	0.0000000	0.0000000	-0.1971790	0.0000000	0.0000000	0.0000000	-0.0217985	0.0000000
Molybdenum	202.03	0.0142250	0.0000000	0.0000000	0.0000000	0.0000000	0.0000000	0.0000000	0.0000000	0.0000000	0.0000000
Nickel	231.60	0.0000000	0.0000000	0.0000000	0.0000000	0.0000000	-0.6167610	0.0000000	0.0000000	0.0000000	0.0000000
Potassium	766.49	0.0000000	0.0000000	0.0000000	0.0000000	0.0000000	0.0000000	0.0000000	0.0000000	0.0000000	0.0000000
Selenium	196.03	0.0000000	0.0000000	0.0000000	0.0000000	0.0000000	0.0000000	0.0000000	0.0000000	0.0000000	0.0000000
Silicon	288.16	0.0000000	0.0000000	0.0000000	0.0000000	0.0000000	0.0000000	0.0000000	0.0000000	0.0000000	0.0000000
Silver	328.07	0.0000000	0.1512910	0.0971382	0.0000000	0.0000000	0.0000000	0.0000000	0.0000000	-0.3334450	0.0000000
Sodium	589.59	0.0000000	0.0000000	0.0000000	0.0000000	0.0000000	0.0000000	68.7010000	0.0000000	0.0000000	55.5700000
Thallium	190.80	0.0000000	0.0000000	-4.6337500	0.0000000	0.0000000	0.0000000	0.5975320	0.0000000	2.6070600	0.0000000
Tin	189.93	0.0000000	0.0000000	0.0000000	0.0000000	-0.0585790	-1.6547000	0.1694900	0.0000000	0.0000000	0.0000000
Titanium	334.90	0.0000000	0.0000000	1.1436300	0.0000000	0.0000000	0.0000000	0.0000000	0.0000000	0.0000000	0.0000000
Vanadium	292.40	0.0000000	-0.1528490	-0.8039030	0.0000000	0.0000000	0.0000000	0.5073680	0.0000000	0.0000000	0.0000000
Zinc	206.20	0.0152869	0.0000000	0.1980210	0.0000000	-0.0930365	0.0000000	0.0000000	0.0000000	0.0000000	0.0000000

000306

Preparation Log

ANALYTICAL RESOURCES INCORPORATED

CLIENT: Anchor Environmental

ANALYSIS METHOD: CVA

PROJECT: KC ANACORTES FORMER

ARI PREP CODE: SMM

SDG: IH97

PREPDATE: 7/26/2005

CLIENT ID	ARI ID	MASS (g)	INITIAL VOLUME (mL)	FINAL VOLUME (mL)
ANRISED-WP01	IH97A	0.206	0.0	100.0
ANRISED-WP01D	IH97ADUP	0.209	0.0	100.0
ANRISED-WP01S	IH97ASPK	0.209	0.0	100.0
ANRISED-WP02	IH97B	0.234	0.0	100.0
PBS	IH97MB1	0.200	0.0	100.0
LCSW-CVA	IH97REF1	0.201	0.0	100.0

Preparation Log

ANALYTICAL RESOURCES INCORPORATED

CLIENT: Anchor Environmental

PROJECT: KC ANACORTES FORMER

SDG: IH97

ANALYSIS METHOD: ICP

ARI PREP CODE: SWC

PREPDATE: 7/26/2005

CLIENT ID	ARI ID	MASS (g)	INITIAL VOLUME (mL)	FINAL VOLUME (mL)
ANRISED-WP01	IH97A	1.039	0.0	50.0
ANRISED-WP01D	IH97ADUP	1.040	0.0	50.0
ANRISED-WP01S	IH97ASPK	1.044	0.0	50.0
ANRISED-WP02	IH97B	1.025	0.0	50.0
PBS	IH97MB1	1.000	0.0	50.0
LCSS	IH97REF1	1.003	0.0	50.0

Preparation Log

ANALYTICAL RESOURCES INCORPORATED

CLIENT: Anchor Environmental

ANALYSIS METHOD: ICP

PROJECT: KC ANACORTES FORMER

ARI PREP CODE: SWC

SDG: IH97

PREPDATE: 8/2/2005

CLIENT ID	ARI ID	MASS (g)	INITIAL VOLUME (mL)	FINAL VOLUME (mL)
ANRISED-WP01	IH97RA	1.048	0.0	50.0
ANRISED-WP01D	IH97RADUP	1.051	0.0	50.0
ANRISED-WP01S	IH97RASPK	1.046	0.0	50.0
PBS	IH97RMB2	1.000	0.0	50.0
LCSS	IH97RREF2	1.000	0.0	50.0

Analysis Run Log

ANALYTICAL RESOURCES INCORPORATED

CLIENT: Anchor Environmental

PROJECT: KC ANACORTES FORMER | INSTRUMENT ID: OPTIMA ICP 1 | START DATE: 8/1/2005

SDG: IH97 | RUNID: IP080121 | METHOD: ICP | END DATE: 8/1/2005

CLIENT ID	ARI ID	DIL.	TIME	%R	AG	AL	AS	B	BA	BE	CA	CD	CO	CR	CU	FE	HG	K	MG	MN	MO	NA	NI	PB	SB	SE	SI	SN	TI	TL	U	V	ZN
S0	S0	1.00	0951		X		X					X			X								X	X	X								X
S2	S2	1.00	0957									X			X																		
S3	S3	1.00	1001		X		X																X	X									X
S4	S4	1.00	1006																						X								
S5	S5	1.00	1011																														
ICV	ICV	1.00	1029		X		X					X			X								X	X	X								X
ICB	ICB	1.00	1036		X		X					X			X								X	X	X								X
ZZZZZZ	RLSTD	1.00	1042																														
CRI	CRII	1.00	1048		X		X					X			X								X	X	X								X
ICSA	ICSAI	1.00	1055		X		X					X			X								X	X	X								X
ICSAB	ICSABI	1.00	1101		X		X					X			X								X	X	X								X
CCV	CCV1	1.00	1109		X		X					X			X								X	X	X								X
CCB	CCB1	1.00	1115		X		X					X			X								X	X	X								X
ZZZZZZ	DICHECK	1.00	1125																														
ZZZZZZ	IH35MB	1.00	1132																														
ZZZZZZ	IH66MB	1.00	1138																														
ZZZZZZ	II29MB1	1.00	1144																														
ZZZZZZ	IH75A	10.00	1151																														
ZZZZZZ	IH66A	1.00	1157																														
ZZZZZZ	IH66B	1.00	1204																														
ZZZZZZ	SPEX21	1.00	1210																														
ZZZZZZ	SPEX7A	1.00	1217																														
ZZZZZZ	IH66MBSPK	1.00	1223																														
CCV	CCV2	1.00	1230		X		X					X			X								X	X	X								X
CCB	CCB2	1.00	1236		X		X					X			X								X	X	X								X
ZZZZZZ	IH69MB	1.00	1242																														
ZZZZZZ	IH99MB1	1.00	1249																														
ZZZZZZ	IH69A	1.00	1255																														
ZZZZZZ	IH99A	1.00	1301																														
ZZZZZZ	IH99B	1.00	1308																														
ZZZZZZ	IH99C	1.00	1315																														
ZZZZZZ	IH99D	1.00	1322																														
ZZZZZZ	IH99E	1.00	1328																														
ZZZZZZ	IH99MB1SPK	1.00	1335																														
ZZZZZZ	IH69MBSPK	1.00	1341																														

FORM XIV

Analysis Run Log

ANALYTICAL RESOURCES INCORPORATED

CLIENT: Anchor Environmental

PROJECT: KC ANACORTES FORMER | INSTRUMENT ID: OPTIMA ICP 1 | START DATE: 8/1/2005

SDG: IH97 | RUNID: IP080121 | METHOD: ICP | END DATE: 8/1/2005

CLIENT ID	ARI ID	DIL.	TIME	%R	AG	AL	AS	B	BA	BE	CA	CD	CO	CR	CU	FE	HG	K	MG	MN	MO	NA	NI	PB	SB	SE	SI	SN	TI	TL	U	V	ZN
CCV	CCV3	1.00	1348		X		X					X			X								X	X	X								X
CCB	CCB3	1.00	1354		X		X					X			X								X	X	X								X
ZZZZZZ	IH99MB2	1.00	1400																														
ZZZZZZ	II15MB	1.00	1407																														
ZZZZZZ	II15A	1.00	1413																														
ZZZZZZ	IH99F	1.00	1420																														
ZZZZZZ	IH99G	1.00	1426																														
ZZZZZZ	IH99H	1.00	1433																														
ZZZZZZ	II01B	2.00	1440																														
ZZZZZZ	II01C	2.00	1446																														
ZZZZZZ	II15MBSPK	1.00	1452																														
ZZZZZZ	IH99MB2SPK	1.00	1459																														
CCV	CCV4	1.00	1505		X		X					X			X								X	X	X								X
CCB	CCB4	1.00	1511		X		X					X			X								X	X	X								X
ZZZZZZ	II59MB	2.00	1524																														
ZZZZZZ	II01MB2	1.00	1531																														
ZZZZZZ	II59A	2.00	1537																														
ZZZZZZ	II01E	1.00	1543																														
ZZZZZZ	II01J	1.00	1550																														
ZZZZZZ	II01DDUP	1.00	1556																														
ZZZZZZ	II01D	1.00	1603																														
ZZZZZZ	II01DSPK	1.00	1609																														
ZZZZZZ	II01MB2SPK	1.00	1616																														
ZZZZZZ	II59MBSPK	2.00	1622																														
CCV	CCV5	1.00	1629		X		X					X			X								X	X	X								X
CCB	CCB5	1.00	1635		X		X					X			X								X	X	X								X
ZZZZZZ	II01MB1	2.00	1641																														
ZZZZZZ	II01K	1.00	1648																														
ZZZZZZ	II01F	2.00	1654																														
ZZZZZZ	II01G	2.00	1700																														
ZZZZZZ	II01H	2.00	1707																														
ZZZZZZ	II01I	2.00	1713																														
ZZZZZZ	II01ADUP	2.00	1719																														
ZZZZZZ	II01A	2.00	1725																														
ZZZZZZ	II01ASPK	2.00	1732																														

FORM XIV

Analysis Run Log

ANALYTICAL RESOURCES INCORPORATED

CLIENT: Anchor Environmental

PROJECT: KC ANACORTES FORMER | INSTRUMENT ID: OPTIMA ICP 1 | START DATE: 8/1/2005

SDG: IH97 | RUNID: IP080121 | METHOD: ICP | END DATE: 8/1/2005

CLIENT ID	ARI ID	DIL.	TIME	%R	AG	AL	AS	B	BA	BE	CA	CD	CO	CR	CU	FE	HG	K	MG	MN	MO	NA	NI	PB	SB	SE	SI	SN	TI	TL	U	V	ZN
ZZZZZZ	II01REF1	2.00	1738																														
CCV	CCV6	1.00	1744		X		X					X			X								X	X	X								X
CCB	CCB6	1.00	1750		X		X					X			X								X	X	X								X
PBS	IH97MB1	2.00	1757		X		X					X			X								X	X	X								X
ZZZZZZ	II01B	5.00	1803																														
ZZZZZZ	II01L	5.00	1809																														
ANRISED-WP02	IH97B	2.00	1816		X		X					X			X								X	X	X								X
ANRISED-WP01D	IH97ADUP	2.00	1822																														
ANRISED-WP01	IH97A	2.00	1829																														
ANRISED-WP01S	IH97ASPK	2.00	1835																														
LCSS	IH97REF1	2.00	1841		X		X					X			X								X	X	X								X
CCV	CCV7	1.00	1848		X		X					X			X								X	X	X								X
CCB	CCB7	1.00	1854		X		X					X			X								X	X	X								X

000312

Analysis Run Log

ANALYTICAL RESOURCES INCORPORATED

CLIENT: Anchor Environmental

PROJECT: KC ANACORTES FORMER | INSTRUMENT ID: OPTIMA ICP 1 | START DATE: 8/5/2005

SDG: IH97 | RUNID: IP080521 | METHOD: ICP | END DATE: 8/5/2005

CLIENT ID	ARI ID	DIL.	TIME	%R	AG	AL	AS	B	BA	BE	CA	CD	CO	CR	CU	FE	HG	K	MG	MN	MO	NA	NI	PB	SB	SE	SI	SN	TI	TL	U	V	ZN
S0	S0	1.00	1031		X		X					X			X								X	X	X								X
S2	S2	1.00	1038									X			X																		
S3	S3	1.00	1042		X		X																X	X									X
S4	S4	1.00	1047																						X								
S5	S5	1.00	1051																														
ICV	ICV	1.00	1106		X		X					X			X								X	X	X								X
ICB	ICB	1.00	1112		X		X					X			X								X	X	X								X
ZZZZZZ	ZZZZZZ	1.00	1118																														
ZZZZZZ	ZZZZZZ	1.00	1125																														
ZZZZZZ	ZZZZZZ	1.00	1131																														
ZZZZZZ	ZZZZZZ	1.00	1137																														
CCV	CCV1	1.00	1145		X		X					X			X								X	X	X								X
CCB	CCB1	1.00	1151		X		X					X			X								X	X	X								X
S0	S0	1.00	1159		X		X					X			X								X	X	X								X
S2	S2	1.00	1203									X			X																		
S3	S3	1.00	1206		X		X																X	X									X
CCV	CCV2	1.00	1222		X		X					X			X								X	X	X								X
CCB	CCB2	1.00	1228		X		X					X			X								X	X	X								X
ZZZZZZ	RLSTD	1.00	1235																														
CRI	CRII	1.00	1241		X		X					X			X								X	X	X								X
ICSA	ICSAI	1.00	1248		X		X					X			X								X	X	X								X
ICSAB	ICSABI	1.00	1254		X		X					X			X								X	X	X								X
CCV	CCV3	1.00	1302		X		X					X			X								X	X	X								X
CCB	CCB3	1.00	1308		X		X					X			X								X	X	X								X
PBS	IH97RMB2	2.00	1313																														
ZZZZZZ	II61A-L	5.00	1319																														
ZZZZZZ	II61A	1.00	1326																														
ZZZZZZ	II61B	1.00	1333																														
ZZZZZZ	II61C	1.00	1339																														
ZZZZZZ	II61D	1.00	1346																														
ANRISED-WP01D	IH97RADUP	2.00	1353																														
ANRISED-WP01	IH97RA	2.00	1359																														
ANRISED-WP01S	IH97RASPK	2.00	1406																														
LCSS	IH97RREF2	2.00	1412																														
CCV	CCV4	1.00	1418		X		X					X			X								X	X	X								X

FORM XIV

Analysis Run Log

ANALYTICAL RESOURCES INCORPORATED

CLIENT: Anchor Environmental

PROJECT: KC ANACORTES FORMER | INSTRUMENT ID: OPTIMA ICP 1 | START DATE: 8/5/2005

SDG: IH97 | RUNID: IP080521 | METHOD: ICP | END DATE: 8/5/2005

CLIENT ID	ARI ID	DIL.	TIME	%R	AG	AL	AS	B	BA	BE	CA	CD	CO	CR	CU	FE	HG	K	MG	MN	MO	NA	NI	PB	SB	SE	SI	SN	TI	TL	U	V	ZN
CCB	CCB4	1.00	1423		X		X					X			X								X	X	X								X
S3	S3	1.00	1431		X		X																X	X									X
S5	S5	1.00	1434																														
CCV	CCV5	1.00	1451		X		X					X			X								X	X	X								X
CCB	CCB5	1.00	1457		X		X					X			X								X	X	X								X
PBS	IH97RMB2	2.00	1503		X		X					X			X								X	X	X								X
ANRISED-WP01D	IH97RADUP	2.00	1510		X		X					X			X								X	X	X								X
ANRISED-WP01	IH97RA	2.00	1516		X		X					X			X								X	X	X								X
ANRISED-WP01S	IH97RASPK	2.00	1523		X		X					X			X								X	X	X								X
LCSS	IH97RREF2	2.00	1529		X		X					X			X								X	X	X								X
CCV	CCV6	1.00	1535		X		X					X			X								X	X	X								X
CCB	CCB6	1.00	1541		X		X					X			X								X	X	X								X

000314

Analysis Run Log

ANALYTICAL RESOURCES INCORPORATED

CLIENT: Anchor Environmental

PROJECT: KC ANACORTES FORMER | INSTRUMENT ID: CETAC MERCURY | START DATE: 7/29/2005

SDG: IH97 | RUNID: HG072902 | METHOD: CVA | END DATE: 7/29/2005

CLIENT ID	ARI ID	DIL.	TIME	%R	AG	AL	AS	B	BA	BE	CA	CD	CO	CR	CU	FE	HG	K	MG	MN	MO	NA	NI	PB	SB	SE	SI	SN	TI	TL	U	V	ZN
S0	S0	1.00	1431														X																
S0.1	S0.1	1.00	1433														X																
S0.5	S0.5	1.00	1434														X																
S1	S1	1.00	1436														X																
S2	S2	1.00	1438														X																
S5	S5	1.00	1439														X																
S10	S10	1.00	1441														X																
ICV	AICV	1.00	1445														X																
ICB	ICB	1.00	1446														X																
CCV	ACCV1	1.00	1448														X																
CCB	CCB1	1.00	1449														X																
CRA	CRA	1.00	1451														X																
ZZZZZZ	IH28MB1	1.00	1453																														
ZZZZZZ	IH28REF1	2.00	1454																														
ZZZZZZ	IH28A	1.00	1456																														
ZZZZZZ	IH28ADUP	1.00	1457																														
ZZZZZZ	IH28ASPK	1.00	1459																														
ZZZZZZ	IH28B	1.00	1501																														
ZZZZZZ	IH28C	1.00	1502																														
ZZZZZZ	IH28D	1.00	1504																														
ZZZZZZ	IH28E	1.00	1506																														
CCV	ACCV2	1.00	1507														X																
CCB	CCB2	1.00	1509														X																
ZZZZZZ	IH28F	1.00	1511																														
ZZZZZZ	IH28G	1.00	1512																														
ZZZZZZ	IH28H	1.00	1514																														
ZZZZZZ	IH28I	1.00	1515																														
ZZZZZZ	IH28J	1.00	1517																														
ZZZZZZ	IH28K	1.00	1519																														
ZZZZZZ	IH28L	1.00	1520																														
ZZZZZZ	IH28M	1.00	1522																														
ZZZZZZ	IH28N	1.00	1523																														
ZZZZZZ	IH29MB1	1.00	1525																														
CCV	ACCV3	1.00	1527														X																
CCB	CCB3	1.00	1528														X																

FORM XIV

Analysis Run Log

ANALYTICAL RESOURCES INCORPORATED

CLIENT: Anchor Environmental

PROJECT: KC ANACORTES FORMER | INSTRUMENT ID: CETAC MERCURY | START DATE: 7/29/2005

SDG: IH97 | RUNID: HG072902 | METHOD: CVA | END DATE: 7/29/2005

CLIENT ID	ARI ID	DIL.	TIME	%R	AG	AL	AS	B	BA	BE	CA	CD	CO	CR	CU	FE	HG	K	MG	MN	MO	NA	NI	PB	SB	SE	SI	SN	TI	TL	U	V	ZN
ZZZZZZ	IH29REF1	2.00	1530																														
ZZZZZZ	IH29A	1.00	1532																														
ZZZZZZ	IH29ADUP	1.00	1533																														
ZZZZZZ	IH29ASPK	1.00	1535																														
ZZZZZZ	IH29B	1.00	1537																														
ZZZZZZ	IH29C	1.00	1538																														
ZZZZZZ	IH29D	1.00	1540																														
ZZZZZZ	IH29E	1.00	1541																														
ZZZZZZ	IH29F	1.00	1543																														
ZZZZZZ	IH29G	1.00	1545																														
CCV	ACCV4	1.00	1546														X																
CCB	CCB4	1.00	1548														X																
ZZZZZZ	IH29H	1.00	1550																														
ZZZZZZ	IH29I	1.00	1551																														
ZZZZZZ	IH29J	1.00	1553																														
ZZZZZZ	II39MB1	1.00	1555																														
ZZZZZZ	II39REF1	2.00	1556																														
ZZZZZZ	II39B	1.00	1558																														
ZZZZZZ	II39D	1.00	1559																														
ZZZZZZ	II39DDUP	1.00	1601																														
ZZZZZZ	II39DSPK	1.00	1603																														
ZZZZZZ	II39F	1.00	1604																														
CCV	ACCV5	1.00	1606														X																
CCB	CCB5	1.00	1608														X																
ZZZZZZ	II01MB1	1.00	1610																														
ZZZZZZ	II01REF1	2.00	1611																														
ZZZZZZ	II01A	1.00	1613																														
ZZZZZZ	II01ADUP	1.00	1614																														
ZZZZZZ	II01ASPK	1.00	1616																														
ZZZZZZ	II01B	1.00	1618																														
ZZZZZZ	II01C	1.00	1619																														
ZZZZZZ	II01F	1.00	1621																														
ZZZZZZ	II01G	1.00	1622																														
ZZZZZZ	II01H	1.00	1624																														
CCV	ACCV6	1.00	1626														X																

FORM XIV

Analysis Run Log

ANALYTICAL RESOURCES INCORPORATED

CLIENT: Anchor Environmental

PROJECT: KC ANACORTES FORMER | INSTRUMENT ID: CETAC MERCURY | START DATE: 7/29/2005

SDG: IH97 | RUNID: HG072902 | METHOD: CVA | END DATE: 7/29/2005

CLIENT ID	ARI ID	DIL.	TIME	%R	AG	AL	AS	B	BA	BE	CA	CD	CO	CR	CU	FE	HG	K	MG	MN	MO	NA	NI	PB	SB	SE	SI	SN	TI	TL	U	V	ZN
CCB	CCB6	1.00	1627														X																
ZZZZZZ	II01I	1.00	1629																														
ZZZZZZ	II01L	1.00	1631																														
PBW	IH97MB1	1.00	1632														X																
LCSW-CVA	IH97REF1	2.00	1634														X																
ANRISED-WP01	IH97A	1.00	1636														X																
ANRISED-WP01D	IH97ADUP	1.00	1637														X																
ANRISED-WP01S	IH97ASPK	1.00	1639														X																
ANRISED-WP02	IH97B	1.00	1640														X																
CCV	ACCV7	1.00	1642														X																
CCB	CCB7	1.00	1644														X																

000317

Metals Analysis
Sample Data

prepared
for

ANCHOR ENVIRONMENTAL

KC FORMER SCOTT MILL , 00010501/T2

ARI JOB NO. IH97

prepared
by

Analytical Resources, Inc.

ANALYTICAL RESOURCES INCORPORATED

INORGANICS ANALYSIS DATA SHEET
TOTAL METALS
Page 1 of 1

Sample ID: ANRISED-WP01
SAMPLE

Lab Sample ID: IH97A
LIMS ID: 05-12285
Matrix: Sediment
Data Release Authorized:
Reported: 08/09/05

QC Report No: IH97-Anchor Environmental
Project: KC ANACORTES FORMER SCOTT MILL
00010501 T2
Date Sampled: 07/21/05
Date Received: 07/22/05

Percent Total Solids: 69.1%

Prep Meth	Prep Date	Analysis Method	Analysis Date	CAS Number	Analyte	RL	mg/kg-dry	Q
3050B	08/02/05	6010B	08/05/05	7440-36-0	Antimony	7	7	U
3050B	08/02/05	6010B	08/05/05	7440-38-2	Arsenic	7	7	U
3050B	08/02/05	6010B	08/05/05	7440-43-9	Cadmium	0.3	0.3	U
3050B	08/02/05	6010B	08/05/05	**7440-50-8**	**Copper**	0.3	**68.0**	
3050B	08/02/05	6010B	08/05/05	**7439-92-1**	**Lead**	3	**53**	
CLP	07/26/05	7471A	07/29/05	**7439-97-6**	**Mercury**	0.07	**0.22**	
3050B	08/02/05	6010B	08/05/05	**7440-02-0**	**Nickel**	1	**21**	
3050B	08/02/05	6010B	08/05/05	7440-22-4	Silver	0.4	0.4	U
3050B	08/02/05	6010B	08/05/05	**7440-66-6**	**Zinc**	0.8	**51.5**	

U-Analyte undetected at given RL
RL-Reporting Limit

ANALYTICAL RESOURCES INCORPORATED

INORGANICS ANALYSIS DATA SHEET
TOTAL METALS
Page 1 of 1

Sample ID: ANRISED-WP02
SAMPLE

Lab Sample ID: IH97B
LIMS ID: 05-12286
Matrix: Sediment
Data Release Authorized:
Reported: 08/09/05

QC Report No: IH97-Anchor Environmental
Project: KC ANACORTES FORMER SCOTT MILL
00010501 T2
Date Sampled: 07/21/05
Date Received: 07/22/05

Percent Total Solids: 61.7%

Prep Meth	Prep Date	Analysis Method	Analysis Date	CAS Number	Analyte	RL	mg/kg-dry	Q
3050B	07/26/05	6010B	08/01/05	7440-36-0	Antimony	8	8	U
3050B	07/26/05	6010B	08/01/05	**7440-38-2**	**Arsenic**	8	**9**	
3050B	07/26/05	6010B	08/01/05	**7440-43-9**	**Cadmium**	0.3	**0.4**	
3050B	07/26/05	6010B	08/01/05	**7440-50-8**	**Copper**	0.3	**153**	
3050B	07/26/05	6010B	08/01/05	**7439-92-1**	**Lead**	3	**252**	
CLP	07/26/05	7471A	07/29/05	7439-97-6	Mercury	0.07	0.07	U
3050B	07/26/05	6010B	08/01/05	**7440-02-0**	**Nickel**	2	**21**	
3050B	07/26/05	6010B	08/01/05	7440-22-4	Silver	0.5	0.5	U
3050B	07/26/05	6010B	08/01/05	**7440-66-6**	**Zinc**	0.9	**86.6**	

U-Analyte undetected at given RL
RL-Reporting Limit

ANALYTICAL RESOURCES INCORPORATED

INORGANICS ANALYSIS DATA SHEET
TOTAL METALS **Sample ID: METHOD BLANK**

Lab Sample ID: IH97MB
LIMS ID: 05-12286
Matrix: Sediment
Data Release Authorized:
Reported: 08/09/05

QC Report No: IH97-Anchor Environmental
Project: KC ANACORTES FORMER SCOTT MILL 00010501 T2
Date Sampled: NA
Date Received: NA

Percent Total Solids: NA

Prep Meth	Prep Date	Analysis Method	Analysis Date	CAS Number	Analyte	RL	mg/kg-dry	Q
3050B	07/26/05	6010B	08/01/05	7440-36-0	Antimony	5	5	U
3050B	07/26/05	6010B	08/01/05	7440-38-2	Arsenic	5	5	U
3050B	07/26/05	6010B	08/01/05	7440-43-9	Cadmium	0.2	0.2	U
3050B	07/26/05	6010B	08/01/05	7440-50-8	Copper	0.2	0.2	U
3050B	07/26/05	6010B	08/01/05	7439-92-1	Lead	2	2	U
CLP	07/26/05	7471A	07/29/05	7439-97-6	Mercury	0.05	0.05	U
3050B	07/26/05	6010B	08/01/05	7440-02-0	Nickel	1	1	U
3050B	07/26/05	6010B	08/01/05	7440-22-4	Silver	0.3	0.3	U
3050B	07/26/05	6010B	08/01/05	7440-66-6	Zinc	0.6	0.6	U

U-Analyte undetected at given RL
RL-Reporting Limit

ANALYTICAL RESOURCES INCORPORATED

INORGANICS ANALYSIS DATA SHEET
TOTAL METALS

Sample ID: METHOD BLANK

Lab Sample ID: IH97MB
LIMS ID: 05-12285
Matrix: Sediment
Data Release Authorized:
Reported: 08/09/05

QC Report No: IH97-Anchor Environmental
Project: KC ANACORTES FORMER SCOTT MILL
00010501 T2
Date Sampled: NA
Date Received: NA

Percent Total Solids: NA

Prep Meth	Prep Date	Analysis Method	Analysis Date	CAS Number	Analyte	RL	mg/kg-dry	Q
3050B	08/02/05	6010B	08/05/05	7440-36-0	Antimony	5	5	U
3050B	08/02/05	6010B	08/05/05	7440-38-2	Arsenic	5	5	U
3050B	08/02/05	6010B	08/05/05	7440-43-9	Cadmium	0.2	0.2	U
3050B	08/02/05	6010B	08/05/05	7440-50-8	Copper	0.2	0.2	U
3050B	08/02/05	6010B	08/05/05	7439-92-1	Lead	2	2	U
3050B	08/02/05	6010B	08/05/05	7440-02-0	Nickel	1	1	U
3050B	08/02/05	6010B	08/05/05	7440-22-4	Silver	0.3	0.3	U
3050B	08/02/05	6010B	08/05/05	7440-66-6	Zinc	0.6	0.6	U

U-Analyte undetected at given RL
RL-Reporting Limit

Metals Analysis
Instrument Raw Data

prepared
for

ANCHOR ENVIRONMENTAL

KC FORMER SCOTT MILL , 00010501/T2

ARI JOB NO. IH97

prepared
by

Analytical Resources, Inc.

OPTIMA ICP SAMPLE RUN LOG

IEC Date: 7.26.05 Analysis Date: 8.5.05 Analyst: BW

LR Date: 7.26.05 Page 1 of 3

All corrections made by analyst unless otherwise noted.

Edit Label	Delete Data	ARI Sample ID	Prep. Code	Dilution	Comments
		Std 1			2183-12
		2			-2
		3			-3
		4			-4
		5			-5
		ICV			2183-1
		ICB			
label		222222			rerun
		222222			
		222222			
		222222			
		CCV1			B Ba Mn low
		CCB1			B low
		std 1			
		2			
		3			
		CCV2			
		CCB2			
		RLStd			
		CR1			
		ICSA1			
		ICSAB			
		CCV3			Sn low
		CCB3			
	✓	IH97E MB2	SW	2	CV out
	✓	II61 1-L	TwC	5	serial dilution

OPTIMA ICP SAMPLE RUN LOG

IEC Date: — Analysis Date: 8.5.05 Analyst: BW

LR Date: — Page 2 of 3

All corrections made by analyst unless otherwise noted. 8.5.05 BW

Edit Label	Delete Data	ARI Sample ID	Prep. Code	Dilution	Comments
	✓	IIG1 A	TWC		CV out
		B			
		C			
		D			
		IH97R Adup	SWC	2	Cu 2%
		A			
		Asph			Sb 2%
	✓	Ref2		✓	
		CCV4			Fe Zn high Sn low
		CCB4			
		std #3			
		5			
		CCV5			Sn low
		CCB5			
		IH97R MB2	SWC	2	
		Adup			Cu 2%
		A			
		Asph			Sb 2%
		Ref2		✓	
		CCV6			Sn low
		CCB6			end package
	✓	IIO5 MB	WMW		CV out
		B			
		C			
		D			
		E			9/06

ANALYTICAL RESOURCES INCORPORATED

Metals Data Review Checklist

Method: (ICP) ICP-MS GFA CVA **Analysis Date:** 8.5.05

	Analyst BWS.8	Peer	Comment
Logbook:			
Analyst, Date, Method info	✓		
Sample ID's	✓		
Standard/QC solution ID's recorded	✓		
Prep codes	✓		
Dilution factors	✓		
Crossouts/Corrections/Deletions	✓		
Calibration:			
Blank & Standard intensities	✓		
Standard deviations	✓		
Curve fit	✓		
Calibration Verification:			
ICV/CCV	✓		See log ↓
ICB/CCB	✓		
Samples:			
RSD's & SD's	✓		
Internal Standards	✓		
Carry-over	✓		See log
Method QC:			
CRI/CRA	✓		
ICSA/ICSAB	✓		
Post Spikes/Serial Dilutions	—		
Analytic Spikes	—		
Matrix QC:			
SRM/LCS	✓		
Matrix Spikes	✓		
Matrix Duplicates	✓		CAF
Method Blanks	✓		
Data Distribution:			
Requested elements/isotope identified	✓		
Correct samples identified for distribution	✓		
Raw data match distributed data	✓		
Data filename correct	✓		
Necessary Analysts Notes and CAF's	✓		IH97R

Nebulizer Parameters: Hg_ReAlign

Analyte	Back Pressure	Flow
All	181.0 kPa	0.50 L/min

8/5/2005 10:31:03 AM Hg ReAlign... Actual peak offset (nm): -0.002
Drift (nm): 0.000 Slit adjustment: 0

Analysis Begun

Start Time: 8/5/2005 10:31:43 AM **Plasma On Time: 8/5/2005 9:36:06 AM**
Logged In Analyst: metals **Technique: ICP Continuous**
Spectrometer Model: Optima 4300 DV, S/N 077N0060101Autosampler Model: AS-93plus

Sample Information File: C:\pe\Administrator\Sample Information\RLCRISET.sif
Batch ID:
Results Data Set: PE050805
Results Library: C:\pe\Administrator\Results\Results.mdb

Method Loaded
Method Name: ARIIEC5 **Method Last Saved: 7/25/2005 4:57:40 PM**
IEC File: IEC25.iec **MSF File:**
Method Description: 12Axial Elements

Analyte	Calibration Equation	Processing	View	Internal Standard	IEC
Ag 328.068	Lin Thru 0	Peak Area	Axial	ScA 357.253	Yes
Al 308.215	Lin Thru 0	Peak Area	Radial	ScR 361.383	Yes
As 188.979	Lin Thru 0	Peak Area	Axial	ScA 357.253	Yes
B 249.677	Lin Thru 0	Peak Area	Radial	ScR 361.383	Yes
Ba 233.527	Lin Thru 0	Peak Area	Radial	ScR 361.383	Yes
Be 313.042	Lin Thru 0	Peak Area	Radial	ScR 361.383	Yes
Ca 317.933	Lin Thru 0	Peak Area	Radial	ScR 361.383	No
Cd 228.802	Lin Thru 0	Peak Area	Axial	ScA 357.253	Yes
Co 228.616	Lin Thru 0	Peak Area	Axial	ScA 357.253	Yes
Cr 267.716	Lin Thru 0	Peak Area	Radial	ScR 361.383	Yes
Cu 324.752	Lin Thru 0	Peak Area	Axial	ScA 357.253	Yes
Fe 273.955	Lin Thru 0	Peak Area	Radial	ScR 361.383	Yes
K 766.490	Lin Thru 0	Peak Area	Radial	ScR 361.383	No
Mg 279.077	Lin Thru 0	Peak Area	Radial	ScR 361.383	Yes
Mn 257.610	Lin Thru 0	Peak Area	Radial	ScR 361.383	Yes
Mo 202.031	Lin Thru 0	Peak Area	Axial	ScA 357.253	Yes
Na 589.592	Lin Thru 0	Peak Area	Radial	ScR 361.383	No
Na 330.237	Lin Thru 0	Peak Area	Radial	ScR 361.383	Yes
Ni 231.604	Lin Thru 0	Peak Area	Radial	ScR 361.383	Yes
Pb 220.353	Lin Thru 0	Peak Area	Axial	ScA 357.253	Yes
Sb 206.836	Lin Thru 0	Peak Area	Axial	ScA 357.253	Yes
Se 196.026	Lin Thru 0	Peak Area	Axial	ScA 357.253	Yes
Si 288.158	Lin Thru 0	Peak Area	Radial	ScR 361.383	Yes
Sn 189.927	Lin Thru 0	Peak Area	Axial	ScA 357.253	Yes
Sr 421.552	Lin Thru 0	Peak Area	Radial	ScR 361.383	No
Ti 334.903	Lin Thru 0	Peak Area	Radial	ScR 361.383	Yes
Tl 190.801	Lin Thru 0	Peak Area	Axial	ScA 357.253	Yes
V 292.402	Lin Thru 0	Peak Area	Axial	ScA 357.253	Yes
Zn 206.200	Lin Thru 0	Peak Area	Radial	ScR 361.383	Yes
ScA 357.253	Lin, Calc Int	Peak Area	Axial	n/a	n/a
ScR 361.383	Lin, Calc Int	Peak Area	Radial	n/a	n/a

Sequence No.: 1 **Autosampler Location: 1**
Sample ID: Calib Blank 1 **Date Collected: 8/5/2005 10:31:43 AM**
Analyst: **Data Type: Original**
Initial Sample Wt: **Initial Sample Vol:**
Dilution: **Sample Prep Vol:**

Nebulizer Parameters: Calib Blank 1

Analyte	Back Pressure	Flow
All	182.0 kPa	0.50 L/min

Mean Data: Calib Blank 1

Analyte	Mean Corrected Intensity	Std.Dev.	RSD	Conc.	Calib Units
ScA 357.253	1731026.0	4656.33	0.27%	100.0	%
ScR 361.383	136960.1	269.26	0.20%	100.0	%
Ag 328.068†	-392.7	5.30	1.35%	[0.00]	mg/L
Al 308.215†	-177.8	6.76	3.80%	[0.00]	mg/L
As 188.979†	23.0	6.21	26.97%	[0.00]	mg/L
B 249.677†	243.7	12.26	5.03%	[0.00]	mg/L
Ba 233.527†	32.0	2.53	7.89%	[0.00]	mg/L
Be 313.042†	1431.6	9.75	0.68%	[0.00]	mg/L
Ca 317.933†	305.3	16.49	5.40%	[0.00]	mg/L
Cd 228.802†	237.2	1.73	0.73%	[0.00]	mg/L
Co 228.616†	167.6	5.25	3.13%	[0.00]	mg/L
Cr 267.716†	-160.9	3.98	2.47%	[0.00]	mg/L
Cu 324.752†	1198.9	39.28	3.28%	[0.00]	mg/L
Fe 273.955†	-23.5	3.79	16.14%	[0.00]	mg/L
K 766.490†	2627.5	41.81	1.59%	[0.00]	mg/L
Mg 279.077†	-308.5	3.42	1.11%	[0.00]	mg/L
Mn 257.610†	252.9	1.17	0.46%	[0.00]	mg/L
Mo 202.031†	-2.1	2.98	139.83%	[0.00]	mg/L
Na 589.592†	3075.1	192.01	6.24%	[0.00]	mg/L
Na 330.237†	-390.0	4.07	1.04%	[0.00]	mg/L
Ni 231.604†	8.0	5.62	70.32%	[0.00]	mg/L
Pb 220.353†	200.7	4.25	2.12%	[0.00]	mg/L
Sb 206.836†	32.1	1.66	5.18%	[0.00]	mg/L
Se 196.026†	-83.0	6.31	7.61%	[0.00]	mg/L
Si 288.158†	-52.9	8.45	15.98%	[0.00]	mg/L
Sn 189.927†	9.5	3.10	32.75%	[0.00]	mg/L
Sr 421.552†	-851.7	5.39	0.63%	[0.00]	mg/L
Ti 334.903†	-385.8	18.09	4.69%	[0.00]	mg/L
Tl 190.801†	-27.2	2.43	8.93%	[0.00]	mg/L
V 292.402†	-465.8	25.93	5.57%	[0.00]	mg/L
Zn 206.200†	-14.5	0.99	6.80%	[0.00]	mg/L

Sequence No.: 2
Sample ID: STD2
Analyst:
Initial Sample Wt:
Dilution:

Autosampler Location: 2
Date Collected: 8/5/2005 10:38:06 AM
Data Type: Original
Initial Sample Vol:
Sample Prep Vol:

Nebulizer Parameters: STD2

Analyte	Back Pressure	Flow
All	182.0 kPa	0.50 L/min

Mean Data: STD2

Analyte	Mean Corrected Intensity	Std.Dev.	RSD	Conc.	Calib Units
ScA 357.253	1739140.4	788.60	0.05%	100.5	%
ScR 361.383	146134.6	632.57	0.43%	106.7	%
Ba 233.527†	55721.5	182.66	0.33%	[10]	mg/L
Cd 228.802†	406845.7	425.21	0.10%	[10]	mg/L
Co 228.616†	431293.6	346.45	0.08%	[10]	mg/L
Cr 267.716†	91281.7	364.81	0.40%	[10]	mg/L
Cu 324.752†	2727339.7	2078.76	0.08%	[10]	mg/L
Mn 257.610†	360890.5	1008.14	0.28%	[10]	mg/L
V 292.402†	3025876.2	2958.32	0.10%	[10]	mg/L

Sequence No.: 3
Sample ID: STD3
Analyst:
Initial Sample Wt:
Dilution:

Autosampler Location: 3
Date Collected: 8/5/2005 10:42:18 AM
Data Type: Original
Initial Sample Vol:
Sample Prep Vol:

Nebulizer Parameters: STD3

Analyte	Back Pressure	Flow
All	182.0 kPa	0.50 L/min

Mean Data: STD3

Analyte	Mean Corrected Intensity	Std.Dev.	RSD	Conc.	Calib Units
ScA 357.253	1727828.6	6145.27	0.36%	99.82	%
ScR 361.383	143912.6	1062.55	0.74%	105.1	%
Ag 328.068†	341214.3	513.51	0.15%	[1.0]	mg/L
As 188.979†	11788.9	32.17	0.27%	[10]	mg/L
B 249.677†	51463.0	144.02	0.28%	[10]	mg/L
Be 313.042†	3588136.7	28023.26	0.78%	[5.0]	mg/L
Na 589.592†	328967.9	2959.15	0.90%	[50]	mg/L
Ni 231.604†	35342.9	176.00	0.50%	[10]	mg/L
Pb 220.353†	103777.1	211.98	0.20%	[10]	mg/L
Se 196.026†	17071.5	31.94	0.19%	[10]	mg/L
Sr 421.552†	3359418.0	25900.17	0.77%	[5]	mg/L
Tl 190.801†	13503.2	61.63	0.46%	[10]	mg/L
Zn 206.200†	25570.0	109.96	0.43%	[10]	mg/L

Sequence No.: 4
Sample ID: STD4
Analyst:
Initial Sample Wt:
Dilution:

Autosampler Location: 4
Date Collected: 8/5/2005 10:47:01 AM
Data Type: Original
Initial Sample Vol:
Sample Prep Vol:

Nebulizer Parameters: STD4

Analyte	Back Pressure	Flow
All	182.0 kPa	0.50 L/min

Mean Data: STD4

Analyte	Mean Corrected Intensity	Std.Dev.	RSD	Conc.	Calib Units
ScA 357.253	1763375.0	6273.14	0.36%	101.9	%
ScR 361.383	143849.6	1041.44	0.72%	105.0	%
Mo 202.031†	135201.8	854.84	0.63%	[10]	mg/L
Sb 206.836†	14136.0	49.05	0.35%	[10]	mg/L
Si 288.158†	15382.0	18.83	0.12%	[10]	mg/L
Sn 189.927†	54016.9	105.96	0.20%	[10]	mg/L
Ti 334.903†	221314.5	2509.61	1.13%	[10]	mg/L

Sequence No.: 5
Sample ID: STD5
Analyst:
Initial Sample Wt:
Dilution:

Autosampler Location: 5
Date Collected: 8/5/2005 10:51:38 AM
Data Type: Original
Initial Sample Vol:
Sample Prep Vol:

Nebulizer Parameters: STD5

Analyte	Back Pressure	Flow
All	182.0 kPa	0.50 L/min

Mean Data: STD5

Analyte	Mean Corrected Intensity	Std.Dev.	RSD	Conc.	Calib Units
ScA 357.253	1680706.7	4833.25	0.29%	97.09	%
ScR 361.383	140953.3	558.04	0.40%	102.9	%
Al 308.215†	42828.7	333.70	0.78%	[30]	mg/L
Ca 317.933†	578454.3	1580.57	0.27%	[30]	mg/L
Fe 273.955†	102320.0	962.02	0.94%	[100]	mg/L
K 766.490†	121619.8	1044.44	0.86%	[100]	mg/L
Mg 279.077†	45187.1	460.06	1.02%	[30]	mg/L
Na 330.237†	2911.1	24.70	0.85%	[100]	mg/L

Calibration Summary

Analyte	Stds.	Equation	Intercept	Slope	Curvature	Corr. Coef.	Reslope
Ag 328.068	1	Lin Thru 0	0.0	341200	0.00000	1.000000	
Al 308.215	1	Lin Thru 0	0.0	1428	0.00000	1.000000	
As 188.979	1	Lin Thru 0	0.0	1179	0.00000	1.000000	
B 249.677	1	Lin Thru 0	0.0	5146	0.00000	1.000000	
Ba 233.527	1	Lin Thru 0	0.0	5572	0.00000	1.000000	
Be 313.042	1	Lin Thru 0	0.0	717600	0.00000	1.000000	
Ca 317.933	1	Lin Thru 0	0.0	19280	0.00000	1.000000	
Cd 228.802	1	Lin Thru 0	0.0	40680	0.00000	1.000000	
Co 228.616	1	Lin Thru 0	0.0	43130	0.00000	1.000000	
Cr 267.716	1	Lin Thru 0	0.0	9128	0.00000	1.000000	
Cu 324.752	1	Lin Thru 0	0.0	272700	0.00000	1.000000	
Fe 273.955	1	Lin Thru 0	0.0	1023	0.00000	1.000000	
K 766.490	1	Lin Thru 0	0.0	1216	0.00000	1.000000	
Mg 279.077	1	Lin Thru 0	0.0	1506	0.00000	1.000000	
Mn 257.610	1	Lin Thru 0	0.0	36090	0.00000	1.000000	
Mo 202.031	1	Lin Thru 0	0.0	13520	0.00000	1.000000	
Na 589.592	1	Lin Thru 0	0.0	6579	0.00000	1.000000	
Na 330.237	1	Lin Thru 0	0.0	29.11	0.00000	1.000000	
Ni 231.604	1	Lin Thru 0	0.0	3534	0.00000	1.000000	
Pb 220.353	1	Lin Thru 0	0.0	10380	0.00000	1.000000	
Sb 206.836	1	Lin Thru 0	0.0	1414	0.00000	1.000000	
Se 196.026	1	Lin Thru 0	0.0	1707	0.00000	1.000000	
Si 288.158	1	Lin Thru 0	0.0	1538	0.00000	1.000000	
Sn 189.927	1	Lin Thru 0	0.0	5402	0.00000	1.000000	
Sr 421.552	1	Lin Thru 0	0.0	671900	0.00000	1.000000	
Ti 334.903	1	Lin Thru 0	0.0	22130	0.00000	1.000000	
Tl 190.801	1	Lin Thru 0	0.0	1350	0.00000	1.000000	
V 292.402	1	Lin Thru 0	0.0	302600	0.00000	1.000000	
Zn 206.200	1	Lin Thru 0	0.0	2557	0.00000	1.000000	

Nebulizer Parameters: Hg_ReAlign

Analyte	Back Pressure	Flow
All	182.0 kPa	0.50 L/min

==========

8/5/2005 11:05:47 AM Hg ReAlign... Actual peak offset (nm): -0.002
Drift (nm): 0.000 Slit adjustment: 0

==========

==========

Analysis Begun

Start Time: 8/5/2005 11:06:10 AM **Plasma On Time: 8/5/2005 9:36:06 AM**
Logged In Analyst: metals **Technique: ICP Continuous**
Spectrometer Model: Optima 4300 DV, S/N 077N0060101 **Autosampler Model: AS-93plus**

Sample Information File: C:\pe\Administrator\Sample Information\RLCRISET.sif
Batch ID:
Results Data Set: PE050805
Results Library: C:\pe\Administrator\Results\Results.mdb

==========

Sequence No.: 1 **Autosampler Location: 7**
Sample ID: CV **Date Collected: 8/5/2005 11:06:10 AM**
Analyst: **Data Type: Original**
Initial Sample Wt: **Initial Sample Vol:**
Dilution: 1X **Sample Prep Vol:**

Nebulizer Parameters: CV

Analyte	Back Pressure	Flow
All	183.0 kPa	0.50 L/min

Mean Data: CV

Analyte	Mean Corrected Intensity	Calib Conc.	Calib Units	Std.Dev.	Sample Conc.	Sample Units	Std.Dev.	RSD
ScA 357.253	1719830.5	99.35	%	0.450				0.45%
ScR 361.383	148203.2	108.2	%	0.75				0.70%
Ag 328.068†	332850.3	0.9757	mg/L	0.00069	0.9757	mg/L	0.00069	0.07%
Al 308.215†	2856.1	1.965	mg/L	0.0239	1.965	mg/L	0.0239	1.21%
As 188.979†	2327.7	1.971	mg/L	0.0183	1.971	mg/L	0.0183	0.93%
B 249.677†	4741.7	0.9240	mg/L	0.00790	0.9240	mg/L	0.00790	0.85%
Ba 233.527†	5286.5	0.9483	mg/L	0.01039	0.9483	mg/L	0.01039	1.10%
Be 313.042†	668667.1	0.9302	mg/L	0.00101	0.9302	mg/L	0.00101	0.11%
Ca 317.933†	38059.2	1.974	mg/L	0.0012	1.974	mg/L	0.0012	0.06%
Cd 228.802†	41403.9	1.015	mg/L	0.0006	1.015	mg/L	0.0006	0.06%
Co 228.616†	41577.3	0.9625	mg/L	0.00049	0.9625	mg/L	0.00049	0.05%
Cr 267.716†	8597.1	0.9406	mg/L	0.00790	0.9406	mg/L	0.00790	0.84%
Cu 324.752†	277981.9	1.019	mg/L	0.0015	1.019	mg/L	0.0015	0.15%
Fe 273.955†	2103.4	2.053	mg/L	0.0212	2.053	mg/L	0.0212	1.03%
K 766.490†	22854.9	18.79	mg/L	0.021	18.79	mg/L	0.021	0.11%
Mg 279.077†	3082.3	2.049	mg/L	0.0157	2.049	mg/L	0.0157	0.77%
Mn 257.610†	34384.1	0.9531	mg/L	0.00246	0.9531	mg/L	0.00246	0.26%
Mo 202.031†	13151.8	0.9727	mg/L	0.00411	0.9727	mg/L	0.00411	0.42%
Na 589.592†	309969.9	47.11	mg/L	0.173	47.11	mg/L	0.173	0.37%
Na 330.237†	1454.1	49.95	mg/L	0.355	49.95	mg/L	0.355	0.71%
Ni 231.604†	3481.2	0.9863	mg/L	0.01008	0.9863	mg/L	0.01008	1.02%
Pb 220.353†	20042.5	1.933	mg/L	0.0086	1.933	mg/L	0.0086	0.44%
Sb 206.836†	2825.3	1.998	mg/L	0.0081	1.998	mg/L	0.0081	0.40%
Se 196.026†	3314.9	1.942	mg/L	0.0129	1.942	mg/L	0.0129	0.66%
Si 288.158†	3061.5	1.992	mg/L	0.0190	1.992	mg/L	0.0190	0.95%
Sn 189.927†	5016.5	0.9321	mg/L	0.00464	0.9321	mg/L	0.00464	0.50%
Sr 421.552†	643467.1	0.9577	mg/L	0.00254	0.9577	mg/L	0.00254	0.26%
Ti 334.903†	22123.2	0.9983	mg/L	0.00250	0.9983	mg/L	0.00250	0.25%
Tl 190.801†	2610.6	1.931	mg/L	0.0081	1.931	mg/L	0.0081	0.42%
V 292.402†	298144.4	0.9928	mg/L	0.00042	0.9928	mg/L	0.00042	0.04%
Zn 206.200†	2551.5	0.9975	mg/L	0.01027	0.9975	mg/L	0.01027	1.03%

Sequence No.: 2
Sample ID: ICB
Analyst:
Initial Sample Wt:
Dilution: 1X

Autosampler Location: 1
Date Collected: 8/5/2005 11:12:22 AM
Data Type: Original
Initial Sample Vol:
Sample Prep Vol:

Nebulizer Parameters: CB

Analyte	Back Pressure	Flow
All	183.0 kPa	0.50 L/min

Mean Data: CB

Analyte	Mean Corrected Intensity	Calib Conc.	Calib Units	Std.Dev.	Sample Conc.	Sample Units	Std.Dev.	RSD
ScA 357.253	1736388.3	100.3	%	0.56				0.56%
ScR 361.383	141071.2	103.0	%	0.71				0.69%
Ag 328.068†	-24.1	-0.00007	mg/L	0.000159	-0.00007	mg/L	0.000159	224.68%
Al 308.215†	-2.5	-0.00179	mg/L	0.011605	-0.00179	mg/L	0.011605	647.82%
As 188.979†	4.2	0.00359	mg/L	0.002443	0.00359	mg/L	0.002443	68.10%
B 249.677†	-123.0	-0.02389	mg/L	0.002053	-0.02389	mg/L	0.002053	8.60%
Ba 233.527†	-2.1	-0.00037	mg/L	0.000624	-0.00037	mg/L	0.000624	166.55%
Be 313.042†	-54.8	-0.00008	mg/L	0.000049	-0.00008	mg/L	0.000049	64.70%
Ca 317.933†	-35.4	-0.00184	mg/L	0.000836	-0.00184	mg/L	0.000836	45.48%
Cd 228.802†	6.1	0.00015	mg/L	0.000097	0.00015	mg/L	0.000097	66.73%
Co 228.616†	2.2	0.00005	mg/L	0.000284	0.00005	mg/L	0.000284	558.10%
Cr 267.716†	18.8	0.00206	mg/L	0.000706	0.00206	mg/L	0.000706	34.23%
Cu 324.752†	128.0	0.00047	mg/L	0.000096	0.00047	mg/L	0.000096	20.59%
Fe 273.955†	-5.1	-0.00496	mg/L	0.001099	-0.00496	mg/L	0.001099	22.18%
K 766.490†	-36.3	-0.02982	mg/L	0.033438	-0.02982	mg/L	0.033438	112.13%
Mg 279.077†	1.0	0.00067	mg/L	0.001619	0.00067	mg/L	0.001619	241.85%
Mn 257.610†	4.9	0.00014	mg/L	0.000193	0.00014	mg/L	0.000193	141.38%
Mo 202.031†	11.5	0.00085	mg/L	0.000181	0.00085	mg/L	0.000181	21.25%
Na 589.592†	-2228.5	-0.3387	mg/L	0.00358	-0.3387	mg/L	0.00358	1.06%
Na 330.237†	15.8	0.5422	mg/L	0.75822	0.5422	mg/L	0.75822	139.83%
Ni 231.604†	1.9	0.00055	mg/L	0.001322	0.00055	mg/L	0.001322	240.67%
Pb 220.353†	10.9	0.00105	mg/L	0.000400	0.00105	mg/L	0.000400	38.05%
Sb 206.836†	0.9	0.00061	mg/L	0.000534	0.00061	mg/L	0.000534	87.90%
Se 196.026†	4.3	0.00254	mg/L	0.001574	0.00254	mg/L	0.001574	62.00%
Si 288.158†	5.8	0.00381	mg/L	0.006826	0.00381	mg/L	0.006826	179.30%
Sn 189.927†	17.6	0.00326	mg/L	0.000265	0.00326	mg/L	0.000265	8.12%
Sr 421.552†	71.8	0.00011	mg/L	0.000028	0.00011	mg/L	0.000028	26.05%
Ti 334.903†	11.3	0.00051	mg/L	0.000368	0.00051	mg/L	0.000368	72.56%
Tl 190.801†	-0.5	-0.00040	mg/L	0.001942	-0.00040	mg/L	0.001942	484.79%
V 292.402†	26.9	0.00010	mg/L	0.000179	0.00010	mg/L	0.000179	170.89%
Zn 206.200†	2.6	0.00101	mg/L	0.000301	0.00101	mg/L	0.000301	29.93%

Sequence No.: 3
Sample ID: RLSTD 222222
Analyst:
Initial Sample Wt: 8.5
Dilution: 1X

Autosampler Location: 11
Date Collected: 8/5/2005 11:18:44 AM
Data Type: Original
Initial Sample Vol:
Sample Prep Vol: rerun

Nebulizer Parameters: RLSTD

Analyte	Back Pressure	Flow
All	182.0 kPa	0.50 L/min

Mean Data: RLSTD

Analyte	Mean Corrected Intensity	Calib Conc.	Calib Units	Std.Dev.	Sample Conc.	Sample Units	Std.Dev.	RSD
ScA 357.253	1730254.9	99.96	%	0.782				0.78%
ScR 361.383	144263.9	105.3	%	0.64				0.60%
Ag 328.068†	913.3	0.00268	mg/L	0.000398	0.00268	mg/L	0.000398	14.85%
Al 308.215†	77.8	0.05436	mg/L	0.002100	0.05436	mg/L	0.002100	3.86%
As 188.979†	60.6	0.05135	mg/L	0.003054	0.05135	mg/L	0.003054	5.95%
B 249.677†	-55.2	-0.01070	mg/L	0.000920	-0.01070	mg/L	0.000920	8.60%
Ba 233.527†	16.1	0.00289	mg/L	0.000397	0.00289	mg/L	0.000397	13.75%
Be 313.042†	654.3	0.00091	mg/L	0.000009	0.00091	mg/L	0.000009	0.99%
Ca 317.933†	943.1	0.04891	mg/L	0.000719	0.04891	mg/L	0.000719	1.47%
Cd 228.802†	91.9	0.00219	mg/L	0.000040	0.00219	mg/L	0.000040	1.83%
Co 228.616†	122.3	0.00283	mg/L	0.000072	0.00283	mg/L	0.000072	2.54%
Cr 267.716†	58.7	0.00642	mg/L	0.000210	0.00642	mg/L	0.000210	3.27%
Cu 324.752†	617.3	0.00226	mg/L	0.000077	0.00226	mg/L	0.000077	3.38%
Fe 273.955†	49.0	0.04789	mg/L	0.003463	0.04789	mg/L	0.003463	7.23%
K 766.490†	495.7	0.4075	mg/L	0.03583	0.4075	mg/L	0.03583	8.79%
Mg 279.077†	83.2	0.05524	mg/L	0.003759	0.05524	mg/L	0.003759	6.80%
Mn 257.610†	36.1	0.00100	mg/L	0.000148	0.00100	mg/L	0.000148	14.78%
Mo 202.031†	73.7	0.00545	mg/L	0.000235	0.00545	mg/L	0.000235	4.31%
Na 589.592†	918.5	0.1396	mg/L	0.00265	0.1396	mg/L	0.00265	1.90%
Na 330.237†	27.4	0.9395	mg/L	0.43633	0.9395	mg/L	0.43633	46.44%
Ni 231.604†	36.6	0.01037	mg/L	0.001170	0.01037	mg/L	0.001170	11.28%
Pb 220.353†	209.5	0.02021	mg/L	0.000247	0.02021	mg/L	0.000247	1.22%
Sb 206.836†	72.4	0.05128	mg/L	0.001258	0.05128	mg/L	0.001258	2.45%
Se 196.026†	89.8	0.05264	mg/L	0.002935	0.05264	mg/L	0.002935	5.58%
Si 288.158†	95.3	0.06200	mg/L	0.005813	0.06200	mg/L	0.005813	9.38%
Sn 189.927†	63.3	0.01181	mg/L	0.000689	0.01181	mg/L	0.000689	5.83%
Sr 421.552†	678.5	0.00101	mg/L	0.000116	0.00101	mg/L	0.000116	11.52%
Ti 334.903†	125.1	0.00565	mg/L	0.000849	0.00565	mg/L	0.000849	15.03%
Tl 190.801†	60.3	0.04469	mg/L	0.001504	0.04469	mg/L	0.001504	3.36%
V 292.402†	902.8	0.00303	mg/L	0.000087	0.00303	mg/L	0.000087	2.88%
Zn 206.200†	18.7	0.00730	mg/L	0.000572	0.00730	mg/L	0.000572	7.84%

Sequence No.: 4
Sample ID: ~~CRI~~ 222222
Analyst:
Initial Sample Wt: 8.0 8.5
Dilution: 1X

Autosampler Location: 8
Date Collected: 8/5/2005 11:25:08 AM
Data Type: Original
Initial Sample Vol:
Sample Prep Vol: 100

Nebulizer Parameters: CRI

Analyte	Back Pressure	Flow
All	182.0 kPa	0.50 L/min

Mean Data: CRI

Analyte	Mean Corrected Intensity	Calib Conc.	Calib Units	Calib Std.Dev.	Sample Conc.	Sample Units	Sample Std.Dev.	RSD
ScA 357.253	1737818.5	100.4	%	0.10				0.10%
ScR 361.383	145930.6	106.5	%	0.32				0.30%
Ag 328.068†	1925.5	0.00565	mg/L	0.000139	0.00565	mg/L	0.000139	2.45%
Al 308.215†	143.7	0.1003	mg/L	0.00185	0.1003	mg/L	0.00185	1.84%
As 188.979†	118.2	0.1002	mg/L	0.00175	0.1002	mg/L	0.00175	1.74%
B 249.677†	31.7	0.00619	mg/L	0.000366	0.00619	mg/L	0.000366	5.92%
Ba 233.527†	30.6	0.00549	mg/L	0.000442	0.00549	mg/L	0.000442	8.06%
Be 313.042†	1325.0	0.00184	mg/L	0.000034	0.00184	mg/L	0.000034	1.83%
Ca 317.933†	1948.7	0.1011	mg/L	0.00162	0.1011	mg/L	0.00162	1.61%
Cd 228.802†	176.0	0.00419	mg/L	0.000123	0.00419	mg/L	0.000123	2.93%
Co 228.616†	255.6	0.00591	mg/L	0.000065	0.00591	mg/L	0.000065	1.10%
Cr 267.716†	106.7	0.01166	mg/L	0.000600	0.01166	mg/L	0.000600	5.15%
Cu 324.752†	1101.9	0.00404	mg/L	0.000034	0.00404	mg/L	0.000034	0.84%
Fe 273.955†	101.5	0.09919	mg/L	0.003853	0.09919	mg/L	0.003853	3.88%
K 766.490†	1097.4	0.9023	mg/L	0.00949	0.9023	mg/L	0.00949	1.05%
Mg 279.077†	171.8	0.1140	mg/L	0.00396	0.1140	mg/L	0.00396	3.47%
Mn 257.610†	74.8	0.00208	mg/L	0.000093	0.00208	mg/L	0.000093	4.46%
Mo 202.031†	138.7	0.01026	mg/L	0.000282	0.01026	mg/L	0.000282	2.75%
Na 589.592†	4168.9	0.6336	mg/L	0.00472	0.6336	mg/L	0.00472	0.74%
Na 330.237†	34.2	1.172	mg/L	0.3348	1.172	mg/L	0.3348	28.56%
Ni 231.604†	69.5	0.01972	mg/L	0.000750	0.01972	mg/L	0.000750	3.80%
Pb 220.353†	409.7	0.03952	mg/L	0.000255	0.03952	mg/L	0.000255	0.65%
Sb 206.836†	144.6	0.1024	mg/L	0.00285	0.1024	mg/L	0.00285	2.79%
Se 196.026†	179.5	0.1051	mg/L	0.00181	0.1051	mg/L	0.00181	1.72%
Si 288.158†	198.2	0.1289	mg/L	0.00495	0.1289	mg/L	0.00495	3.84%
Sn 189.927†	109.6	0.02048	mg/L	0.000730	0.02048	mg/L	0.000730	3.57%
Sr 421.552†	1444.1	0.00215	mg/L	0.000076	0.00215	mg/L	0.000076	3.54%
Ti 334.903†	236.1	0.01065	mg/L	0.000876	0.01065	mg/L	0.000876	8.22%
Tl 190.801†	130.5	0.09666	mg/L	0.001814	0.09666	mg/L	0.001814	1.88%
V 292.402†	1805.0	0.00606	mg/L	0.000140	0.00606	mg/L	0.000140	2.31%
Zn 206.200†	33.4	0.01304	mg/L	0.000280	0.01304	mg/L	0.000280	2.14%

Sequence No.: 5
Sample ID: ~~ICSA~~ 222222
Analyst:
Initial Sample Wt: BW 8.5
Dilution: 1X

Autosampler Location: 9
Date Collected: 8/5/2005 11:31:30 AM
Data Type: Original
Initial Sample Vol:
Sample Prep Vol: 1ern

Nebulizer Parameters: ICSA

Analyte	Back Pressure	Flow
All	182.0 kPa	0.50 L/min

Mean Data: ICSA

Analyte	Mean Corrected Intensity	Calib Conc.	Calib Units	Std.Dev.	Sample Conc.	Sample Units	Std.Dev.	RSD
ScA 357.253	1651672.3	95.42	%	0.481				0.50%
ScR 361.383	142350.0	103.9	%	0.30				0.29%
Ag 328.068†	-3385.1	-0.00078	mg/L	0.000158	-0.00078	mg/L	0.000158	20.26%
Al 308.215†	281142.1	196.9	mg/L	0.10	196.9	mg/L	0.10	0.05%
As 188.979†	56.1	0.02164	mg/L	0.008148	0.02164	mg/L	0.008148	37.66%
B 249.677†	-173.5	-0.03364	mg/L	0.000584	-0.03364	mg/L	0.000584	1.74%
Ba 233.527†	65.7	-0.00153	mg/L	0.000711	-0.00153	mg/L	0.000711	46.34%
Be 313.042†	-72.8	-0.00010	mg/L	0.000041	-0.00010	mg/L	0.000041	39.53%
Ca 317.933†	1865144.6	96.73	mg/L	0.171	96.73	mg/L	0.171	0.18%
Cd 228.802†	70.1	0.00016	mg/L	0.000197	0.00016	mg/L	0.000197	121.97%
Co 228.616†	47.2	0.00065	mg/L	0.000162	0.00065	mg/L	0.000162	24.92%
Cr 267.716†	201.4	0.00702	mg/L	0.000453	0.00702	mg/L	0.000453	6.45%
Cu 324.752†	-5130.1	-0.00196	mg/L	0.000294	-0.00196	mg/L	0.000294	14.99%
Fe 273.955†	198960.0	194.4	mg/L	0.97	194.4	mg/L	0.97	0.50%
K 766.490†	-160.6	-0.1321	mg/L	0.03916	-0.1321	mg/L	0.03916	29.65%
Mg 279.077†	152220.1	100.9	mg/L	0.18	100.9	mg/L	0.18	0.18%
Mn 257.610†	153.0	-0.00085	mg/L	0.000207	-0.00085	mg/L	0.000207	24.24%
Mo 202.031†	42.7	0.00172	mg/L	0.000387	0.00172	mg/L	0.000387	22.48%
Na 589.592†	-2055.4	-0.3124	mg/L	0.00809	-0.3124	mg/L	0.00809	2.59%
Na 330.237†	42.9	0.7738	mg/L	0.21776	0.7738	mg/L	0.21776	28.14%
Ni 231.604†	-3.1	-0.00085	mg/L	0.001371	-0.00085	mg/L	0.001371	162.01%
Pb 220.353†	-274.5	0.00780	mg/L	0.000442	0.00780	mg/L	0.000442	5.66%
Sb 206.836†	57.6	0.03541	mg/L	0.001879	0.03541	mg/L	0.001879	5.30%
Se 196.026†	-25.4	0.00570	mg/L	0.001508	0.00570	mg/L	0.001508	26.48%
Si 288.158†	31.3	0.02042	mg/L	0.004095	0.02042	mg/L	0.004095	20.05%
Sn 189.927†	-113.9	-0.01092	mg/L	0.000928	-0.01092	mg/L	0.000928	8.50%
Sr 421.552†	800.2	0.00119	mg/L	0.000016	0.00119	mg/L	0.000016	1.31%
Ti 334.903†	104.7	0.00472	mg/L	0.000860	0.00472	mg/L	0.000860	18.21%
Tl 190.801†	-39.2	-0.00832	mg/L	0.001311	-0.00832	mg/L	0.001311	15.76%
V 292.402†	505.0	0.00184	mg/L	0.000120	0.00184	mg/L	0.000120	6.56%
Zn 206.200†	11.8	0.00306	mg/L	0.000669	0.00306	mg/L	0.000669	21.84%

Sequence No.: 6
Sample ID: ~~ICSAB~~ 222222
Analyst:
Initial Sample Wt: 8.5
Dilution: 1X

Autosampler Location: 10
Date Collected: 8/5/2005 11:37:58 AM
Data Type: Original
Initial Sample Vol:
Sample Prep Vol:

Nebulizer Parameters: ICSAB

Analyte	Back Pressure	Flow
All	182.0 kPa	0.50 L/min

Mean Data: ICSAB

Analyte	Mean Corrected Intensity	Calib Conc.	Calib Units	Std.Dev.	Sample Conc.	Sample Units	Std.Dev.	RSD
ScA 357.253	1649932.7	95.32	%	0.351				0.37%
ScR 361.383	142079.2	103.7	%	0.39				0.38%
Ag 328.068†	346490.9	1.025	mg/L	0.0014	1.025	mg/L	0.0014	0.14%
Al 308.215†	281152.1	196.9	mg/L	0.68	196.9	mg/L	0.68	0.35%
As 188.979†	1243.0	1.028	mg/L	0.0049	1.028	mg/L	0.0049	0.48%
B 249.677†	-219.2	-0.04130	mg/L	0.000653	-0.04130	mg/L	0.000653	1.58%
Ba 233.527†	5087.6	0.8995	mg/L	0.00347	0.8995	mg/L	0.00347	0.39%
Be 313.042†	708820.2	0.9861	mg/L	0.00289	0.9861	mg/L	0.00289	0.29%
Ca 317.933†	1876930.5	97.34	mg/L	0.282	97.34	mg/L	0.282	0.29%
Cd 228.802†	41309.0	1.012	mg/L	0.0018	1.012	mg/L	0.0018	0.18%
Co 228.616†	40456.0	0.9373	mg/L	0.00428	0.9373	mg/L	0.00428	0.46%
Cr 267.716†	8583.1	0.9250	mg/L	0.00448	0.9250	mg/L	0.00448	0.48%
Cu 324.752†	278058.1	1.037	mg/L	0.0009	1.037	mg/L	0.0009	0.08%
Fe 273.955†	197957.1	193.5	mg/L	0.69	193.5	mg/L	0.69	0.36%
K 766.490†	-277.3	-0.2280	mg/L	0.01580	-0.2280	mg/L	0.01580	6.93%
Mg 279.077†	150708.3	99.91	mg/L	0.320	99.91	mg/L	0.320	0.32%
Mn 257.610†	32462.9	0.8947	mg/L	0.00339	0.8947	mg/L	0.00339	0.38%
Mo 202.031†	42.8	0.00169	mg/L	0.000504	0.00169	mg/L	0.000504	29.91%
Na 589.592†	-2073.1	-0.3151	mg/L	0.00228	-0.3151	mg/L	0.00228	0.72%
Na 330.237†	78.4	1.764	mg/L	0.2522	1.764	mg/L	0.2522	14.30%
Ni 231.604†	3212.3	0.9097	mg/L	0.00513	0.9097	mg/L	0.00513	0.56%
Pb 220.353†	9423.5	0.9433	mg/L	0.00417	0.9433	mg/L	0.00417	0.44%
Sb 206.836†	1487.5	1.037	mg/L	0.0037	1.037	mg/L	0.0037	0.36%
Se 196.026†	1690.8	1.011	mg/L	0.0109	1.011	mg/L	0.0109	1.08%
Si 288.158†	-33.1	-0.01959	mg/L	0.003307	-0.01959	mg/L	0.003307	16.88%
Sn 189.927†	-127.0	-0.01156	mg/L	0.000627	-0.01156	mg/L	0.000627	5.42%
Sr 421.552†	1271.1	0.00189	mg/L	0.000044	0.00189	mg/L	0.000044	2.30%
Ti 334.903†	115.5	0.00501	mg/L	0.000580	0.00501	mg/L	0.000580	11.58%
Tl 190.801†	1244.2	0.9353	mg/L	0.00018	0.9353	mg/L	0.00018	0.02%
V 292.402†	301613.3	1.004	mg/L	0.0015	1.004	mg/L	0.0015	0.15%
Zn 206.200†	2274.1	0.8876	mg/L	0.00698	0.8876	mg/L	0.00698	0.79%

Sequence No.: 7
Sample ID: CV
Analyst:
Initial Sample Wt:
Dilution: 1X

Autosampler Location: 7
Date Collected: 8/5/2005 11:45:37 AM
Data Type: Original
Initial Sample Vol:
Sample Prep Vol:

Nebulizer Parameters: CV

Analyte	Back Pressure	Flow
All	182.0 kPa	0.50 L/min

Mean Data: CV

Analyte	Mean Corrected Intensity	Calib Conc.	Calib Units	Std.Dev.	Sample Conc.	Sample Units	Std.Dev.	RSD
ScA 357.253	1707516.2	98.64	%	0.231				0.23%
ScR 361.383	143432.9	104.7	%	0.71				0.68%
Ag 328.068†	332219.9	0.9738	mg/L	0.00087	0.9738	mg/L	0.00087	0.09%
Al 308.215†	2749.5	1.891	mg/L	0.0223	1.891	mg/L	0.0223	1.18%
As 188.979†	2329.8	1.973	mg/L	0.0066	1.973	mg/L	0.0066	0.33%
B 249.677†	4511.9	0.8793	mg/L	0.00511	0.8793	mg/L	0.00511	0.58%
Ba 233.527†	4940.8	0.8863	mg/L	0.00909	0.8863	mg/L	0.00909	1.03%
Be 313.042†	670479.3	0.9327	mg/L	0.00265	0.9327	mg/L	0.00265	0.28%
Ca 317.933†	37648.8	1.953	mg/L	0.0051	1.953	mg/L	0.0051	0.26%
Cd 228.802†	41322.3	1.013	mg/L	0.0005	1.013	mg/L	0.0005	0.04%
Co 228.616†	41849.0	0.9689	mg/L	0.00107	0.9689	mg/L	0.00107	0.11%
Cr 267.716†	8318.9	0.9102	mg/L	0.00670	0.9102	mg/L	0.00670	0.74%
Cu 324.752†	276147.6	1.012	mg/L	0.0012	1.012	mg/L	0.0012	0.11%
Fe 273.955†	1963.9	1.917	mg/L	0.0124	1.917	mg/L	0.0124	0.65%
K 766.490†	23307.9	19.16	mg/L	0.104	19.16	mg/L	0.104	0.54%
Mg 279.077†	2939.7	1.955	mg/L	0.0174	1.955	mg/L	0.0174	0.89%
Mn 257.610†	32056.1	0.8886	mg/L	0.00338	0.8886	mg/L	0.00338	0.38%
Mo 202.031†	13090.2	0.9681	mg/L	0.00232	0.9681	mg/L	0.00232	0.24%
Na 589.592†	311433.3	47.33	mg/L	0.147	47.33	mg/L	0.147	0.31%
Na 330.237†	1393.9	47.88	mg/L	0.170	47.88	mg/L	0.170	0.35%
Ni 231.604†	3285.1	0.9309	mg/L	0.00945	0.9309	mg/L	0.00945	1.02%
Pb 220.353†	19863.6	1.916	mg/L	0.0036	1.916	mg/L	0.0036	0.19%
Sb 206.836†	2791.6	1.975	mg/L	0.0055	1.975	mg/L	0.0055	0.28%
Se 196.026†	3314.9	1.942	mg/L	0.0151	1.942	mg/L	0.0151	0.78%
Si 288.158†	2921.3	1.901	mg/L	0.0170	1.901	mg/L	0.0170	0.89%
Sn 189.927†	4997.9	0.9287	mg/L	0.00312	0.9287	mg/L	0.00312	0.34%
Sr 421.552†	636906.3	0.9479	mg/L	0.00294	0.9479	mg/L	0.00294	0.31%
Ti 334.903†	20885.0	0.9424	mg/L	0.00251	0.9424	mg/L	0.00251	0.27%
Tl 190.801†	2603.4	1.925	mg/L	0.0051	1.925	mg/L	0.0051	0.27%
V 292.402†	297677.7	0.9911	mg/L	0.00188	0.9911	mg/L	0.00188	0.19%
Zn 206.200†	2356.7	0.9213	mg/L	0.00682	0.9213	mg/L	0.00682	0.74%

Sequence No.: 8
Sample ID: CB
Analyst:
Initial Sample Wt:
Dilution: 1X

Autosampler Location: 1
Date Collected: 8/5/2005 11:51:49 AM
Data Type: Original
Initial Sample Vol:
Sample Prep Vol:

Nebulizer Parameters: CB

Analyte	Back Pressure	Flow
All	182.0 kPa	0.50 L/min

Mean Data: CB

Analyte	Mean Corrected Intensity	Calib Conc.	Calib Units	Calib Std.Dev.	Sample Conc.	Sample Units	Sample Std.Dev.	RSD
ScA 357.253	1729357.5	99.90	%	0.637				0.64%
ScR 361.383	141783.2	103.5	%	0.85				0.83%
Ag 328.068†	121.4	0.00036	mg/L	0.000053	0.00036	mg/L	0.000053	15.02%
Al 308.215†	5.7	0.00399	mg/L	0.006239	0.00399	mg/L	0.006239	156.42%
As 188.979†	3.8	0.00318	mg/L	0.001778	0.00318	mg/L	0.001778	55.92%
B 249.677†	-173.1	-0.03362	mg/L	0.000320	-0.03362	mg/L	0.000320	0.95%
Ba 233.527†	3.1	0.00055	mg/L	0.000508	0.00055	mg/L	0.000508	92.38%
Be 313.042†	-63.5	-0.00009	mg/L	0.000033	-0.00009	mg/L	0.000033	37.31%
Ca 317.933†	5.9	0.00031	mg/L	0.001479	0.00031	mg/L	0.001479	479.44%
Cd 228.802†	2.2	0.00005	mg/L	0.000158	0.00005	mg/L	0.000158	313.95%
Co 228.616†	-13.9	-0.00032	mg/L	0.000104	-0.00032	mg/L	0.000104	32.25%
Cr 267.716†	27.7	0.00303	mg/L	0.000621	0.00303	mg/L	0.000621	20.53%
Cu 324.752†	36.2	0.00013	mg/L	0.000129	0.00013	mg/L	0.000129	97.50%
Fe 273.955†	-1.5	-0.00148	mg/L	0.001163	-0.00148	mg/L	0.001163	78.49%
K 766.490†	-50.7	-0.04167	mg/L	0.033885	-0.04167	mg/L	0.033885	81.31%
Mg 279.077†	20.7	0.01377	mg/L	0.006701	0.01377	mg/L	0.006701	48.65%
Mn 257.610†	2.4	0.00007	mg/L	0.000094	0.00007	mg/L	0.000094	139.69%
Mo 202.031†	9.3	0.00069	mg/L	0.000101	0.00069	mg/L	0.000101	14.74%
Na 589.592†	-2429.4	-0.3692	mg/L	0.00774	-0.3692	mg/L	0.00774	2.09%
Na 330.237†	18.5	0.6336	mg/L	0.29956	0.6336	mg/L	0.29956	47.28%
Ni 231.604†	0.8	0.00023	mg/L	0.000119	0.00023	mg/L	0.000119	51.37%
Pb 220.353†	7.8	0.00075	mg/L	0.000239	0.00075	mg/L	0.000239	31.65%
Sb 206.836†	-0.9	-0.00067	mg/L	0.002060	-0.00067	mg/L	0.002060	306.47%
Se 196.026†	6.3	0.00368	mg/L	0.001489	0.00368	mg/L	0.001489	40.46%
Si 288.158†	14.5	0.00946	mg/L	0.009008	0.00946	mg/L	0.009008	95.20%
Sn 189.927†	18.9	0.00350	mg/L	0.000981	0.00350	mg/L	0.000981	28.08%
Sr 421.552†	52.0	0.00008	mg/L	0.000084	0.00008	mg/L	0.000084	108.85%
Ti 334.903†	8.8	0.00040	mg/L	0.001496	0.00040	mg/L	0.001496	378.36%
Tl 190.801†	-1.2	-0.00092	mg/L	0.001967	-0.00092	mg/L	0.001967	213.87%
V 292.402†	30.2	0.00012	mg/L	0.000086	0.00012	mg/L	0.000086	69.78%
Zn 206.200†	4.4	0.00173	mg/L	0.000414	0.00173	mg/L	0.000414	23.93%

Nebulizer Parameters: Hg_ReAlign

Analyte	Back Pressure	Flow
All	183.0 kPa	0.50 L/min

8/5/2005 11:58:07 AM Hg ReAlign... Actual peak offset (nm): -0.002
Drift (nm): 0.000 Slit adjustment: 0

Analysis Begun

Start Time: 8/5/2005 11:59:06 AM
Logged In Analyst: metals
Spectrometer Model: Optima 4300 DV, S/N 077N0060101Autosampler Model: AS-93plus

Plasma On Time: 8/5/2005 9:36:06 AM
Technique: ICP Continuous

Sample Information File: C:\pe\Administrator\Sample Information\0805A.sif
Batch ID:
Results Data Set: PE050805
Results Library: C:\pe\Administrator\Results\Results.mdb

Sequence No.: 1
Sample ID: Calib Blank 1
Analyst:
Initial Sample Wt:
Dilution:

Autosampler Location:
Date Collected: 8/5/2005 11:59:06 AM
Data Type: Original
Initial Sample Vol:
Sample Prep Vol:

Nebulizer Parameters: Calib Blank 1

Analyte	Back Pressure	Flow
All	182.0 kPa	0.50 L/min

Mean Data: Calib Blank 1

Analyte	Mean Corrected Intensity	Std.Dev.	RSD	Conc.	Calib Units
ScA 357.253	1715673.6	9563.76	0.56%	99.11	%
ScR 361.383	143367.1	186.48	0.13%	104.7	%
Ag 328.068†	-332.2	40.94	12.33%	[0.00]	mg/L
Al 308.215†	-174.6	4.16	2.38%	[0.00]	mg/L
As 188.979†	25.4	3.76	14.79%	[0.00]	mg/L
B 249.677†	53.3	4.42	8.30%	[0.00]	mg/L
Ba 233.527†	27.4	2.97	10.84%	[0.00]	mg/L
Be 313.042†	1384.6	34.58	2.50%	[0.00]	mg/L
Ca 317.933†	284.5	15.53	5.46%	[0.00]	mg/L
Cd 228.802†	239.9	3.46	1.44%	[0.00]	mg/L
Co 228.616†	159.5	5.45	3.41%	[0.00]	mg/L
Cr 267.716†	-144.2	9.59	6.65%	[0.00]	mg/L
Cu 324.752†	1239.6	23.51	1.90%	[0.00]	mg/L
Fe 273.955†	-27.4	2.76	10.07%	[0.00]	mg/L
K 766.490†	2524.5	13.94	0.55%	[0.00]	mg/L
Mg 279.077†	-298.6	8.06	2.70%	[0.00]	mg/L
Mn 257.610†	253.4	4.63	1.83%	[0.00]	mg/L
Mo 202.031†	2.5	4.34	175.94%	[0.00]	mg/L
Na 589.592†	479.4	36.45	7.60%	[0.00]	mg/L
Na 330.237†	-360.3	4.38	1.22%	[0.00]	mg/L
Ni 231.604†	4.7	1.44	30.46%	[0.00]	mg/L
Pb 220.353†	204.6	2.17	1.06%	[0.00]	mg/L
Sb 206.836†	33.2	2.53	7.60%	[0.00]	mg/L
Se 196.026†	-79.1	5.07	6.41%	[0.00]	mg/L
Si 288.158†	-47.6	5.25	11.04%	[0.00]	mg/L
Sn 189.927†	20.7	2.93	14.15%	[0.00]	mg/L
Sr 421.552†	-786.9	68.53	8.71%	[0.00]	mg/L
Ti 334.903†	-376.0	10.50	2.79%	[0.00]	mg/L
Tl 190.801†	-29.9	1.93	6.44%	[0.00]	mg/L
V 292.402†	-454.2	48.99	10.79%	[0.00]	mg/L
Zn 206.200†	-11.8	0.66	5.66%	[0.00]	mg/L

Sequence No.: 2
Sample ID: STD2
Analyst:
Initial Sample Wt:
Dilution:

Autosampler Location:
Date Collected: 8/5/2005 12:03:50 PM
Data Type: Original
Initial Sample Vol:
Sample Prep Vol:

Nebulizer Parameters: STD2

Analyte	Back Pressure	Flow
All	183.0 kPa	0.50 L/min

Mean Data: STD2

Analyte	Mean Corrected Intensity	Std.Dev.	RSD	Conc.	Calib Units
ScA 357.253	1738515.5	9295.79	0.53%	100.4	%
ScR 361.383	144199.2	508.40	0.35%	105.3	%
Ba 233.527†	52030.5	157.69	0.30%	[10]	mg/L
Cd 228.802†	402963.0	622.06	0.15%	[10]	mg/L
Co 228.616†	430980.6	270.08	0.06%	[10]	mg/L
Cr 267.716†	88059.7	122.79	0.14%	[10]	mg/L
Cu 324.752†	2690586.9	3071.72	0.11%	[10]	mg/L
Mn 257.610†	335503.8	433.26	0.13%	[10]	mg/L
V 292.402†	2992582.8	3753.28	0.13%	[10]	mg/L

Sequence No.: 3
Sample ID: STD3
Analyst:
Initial Sample Wt:
Dilution:

Autosampler Location:
Date Collected: 8/5/2005 12:06:27 PM
Data Type: Original
Initial Sample Vol:
Sample Prep Vol:

Nebulizer Parameters: STD3

Analyte	Back Pressure	Flow
All	183.0 kPa	0.50 L/min

Mean Data: STD3

Analyte	Mean Corrected Intensity	Std.Dev.	RSD	Conc.	Calib Units
ScA 357.253	1709350.6	3395.67	0.20%	98.75	%
ScR 361.383	141262.1	204.56	0.14%	103.1	%
Ag 328.068†	340769.1	314.91	0.09%	[1.0]	mg/L
As 188.979†	11724.8	33.75	0.29%	[10]	mg/L
B 249.677†	50299.2	80.07	0.16%	[10]	mg/L
Be 313.042†	3578277.3	13912.65	0.39%	[5.0]	mg/L
Na 589.592†	329383.5	1932.15	0.59%	[50]	mg/L
Ni 231.604†	34186.3	85.40	0.25%	[10]	mg/L
Pb 220.353†	102571.3	35.43	0.03%	[10]	mg/L
Se 196.026†	17036.2	61.52	0.36%	[10]	mg/L
Sr 421.552†	3328774.3	16266.04	0.49%	[5]	mg/L
Tl 190.801†	13470.2	39.77	0.30%	[10]	mg/L
Zn 206.200†	24214.2	69.54	0.29%	[10]	mg/L

Nebulizer Parameters: Hg_ReAlign

Analyte	Back Pressure	Flow
All	182.0 kPa	0.50 L/min

8/5/2005 12:21:31 PM Hg ReAlign... Actual peak offset (nm): -0.002
Drift (nm): 0.000 Slit adjustment: 2

Analysis Begun

Start Time: 8/5/2005 12:22:40 PM **Plasma On Time: 8/5/2005 9:36:06 AM**
Logged In Analyst: metals **Technique: ICP Continuous**
Spectrometer Model: Optima 4300 DV, S/N 077N0060101 **Autosampler Model: AS-93plus**

Sample Information File: C:\pe\Administrator\Sample Information\RLCRISET.sif
Batch ID:
Results Data Set: PE050805
Results Library: C:\pe\Administrator\Results\Results.mdb

Sequence No.: 1 **Autosampler Location: 7**
Sample ID: CV **Date Collected: 8/5/2005 12:22:40 PM**
Analyst: **Data Type: Original**
Initial Sample Wt: **Initial Sample Vol:**
Dilution: 1X **Sample Prep Vol:**

Nebulizer Parameters: CV

Analyte	Back Pressure	Flow
All	182.0 kPa	0.50 L/min

Mean Data: CV

Analyte	Mean Corrected Intensity	Calib Conc.	Calib Units	Calib Std.Dev.	Sample Conc.	Sample Units	Sample Std.Dev.	RSD
ScA 357.253	1751824.4	101.2	%	0.16				0.16%
ScR 361.383	139588.0	101.9	%	0.71				0.70%
Ag 328.068†	325141.9	0.9543	mg/L	0.00187	0.9543	mg/L	0.00187	0.20%
Al 308.215†	2819.3	1.940	mg/L	0.0107	1.940	mg/L	0.0107	0.55%
As 188.979†	2229.0	1.898	mg/L	0.0050	1.898	mg/L	0.0050	0.27%
B 249.677†	5013.6	0.9997	mg/L	0.00591	0.9997	mg/L	0.00591	0.59%
Ba 233.527†	5196.5	0.9983	mg/L	0.00773	0.9983	mg/L	0.00773	0.77%
Be 313.042†	693653.3	0.9677	mg/L	0.00302	0.9677	mg/L	0.00302	0.31%
Ca 317.933†	39221.6	2.034	mg/L	0.0064	2.034	mg/L	0.0064	0.31%
Cd 228.802†	39710.9	0.9829	mg/L	0.00283	0.9829	mg/L	0.00283	0.29%
Co 228.616†	39051.7	0.9046	mg/L	0.00415	0.9046	mg/L	0.00415	0.46%
Cr 267.716†	8790.4	0.9971	mg/L	0.00517	0.9971	mg/L	0.00517	0.52%
Cu 324.752†	274411.3	1.019	mg/L	0.0020	1.019	mg/L	0.0020	0.19%
Fe 273.955†	2210.7	2.158	mg/L	0.0130	2.158	mg/L	0.0130	0.60%
K 766.490†	24892.7	20.47	mg/L	0.005	20.47	mg/L	0.005	0.02%
Mg 279.077†	2917.8	1.940	mg/L	0.0126	1.940	mg/L	0.0126	0.65%
Mn 257.610†	34371.9	1.025	mg/L	0.0067	1.025	mg/L	0.0067	0.66%
Mo 202.031†	13019.1	0.9629	mg/L	0.00377	0.9629	mg/L	0.00377	0.39%
Na 589.592†	320241.4	48.61	mg/L	0.330	48.61	mg/L	0.330	0.68%
Na 330.237†	1419.8	48.75	mg/L	0.387	48.75	mg/L	0.387	0.79%
Ni 231.604†	3426.0	1.004	mg/L	0.0049	1.004	mg/L	0.0049	0.49%
Pb 220.353†	19962.8	1.948	mg/L	0.0070	1.948	mg/L	0.0070	0.36%
Sb 206.836†	2849.9	2.014	mg/L	0.0049	2.014	mg/L	0.0049	0.24%
Se 196.026†	3157.1	1.853	mg/L	0.0097	1.853	mg/L	0.0097	0.52%
Si 288.158†	3025.6	1.969	mg/L	0.0130	1.969	mg/L	0.0130	0.66%
Sn 189.927†	4827.7	0.8972	mg/L	0.00153	0.8972	mg/L	0.00153	0.17%
Sr 421.552†	659082.7	0.9900	mg/L	0.00473	0.9900	mg/L	0.00473	0.48%
Ti 334.903†	21725.5	0.9803	mg/L	0.00577	0.9803	mg/L	0.00577	0.59%
Tl 190.801†	2537.4	1.881	mg/L	0.0069	1.881	mg/L	0.0069	0.37%
V 292.402†	290654.2	0.9792	mg/L	0.00193	0.9792	mg/L	0.00193	0.20%
Zn 206.200†	2526.6	1.043	mg/L	0.0051	1.043	mg/L	0.0051	0.49%

Sequence No.: 2
Sample ID: CB 2
Analyst:
Initial Sample Wt:
Dilution: 1X

Autosampler Location: 1
Date Collected: 8/5/2005 12:28:52 PM
Data Type: Original
Initial Sample Vol:
Sample Prep Vol:

Nebulizer Parameters: CB

Analyte	Back Pressure	Flow
All	182.0 kPa	0.50 L/min

Mean Data: CB

Analyte	Mean Corrected Intensity	Calib Conc.	Calib Units	Calib Std.Dev.	Sample Conc.	Sample Units	Sample Std.Dev.	RSD
ScA 357.253	1753637.0	101.3	%	0.31				0.31%
ScR 361.383	136482.7	99.65	%	0.315				0.32%
Ag 328.068†	18.9	0.00006	mg/L	0.000124	0.00006	mg/L	0.000124	224.19%
Al 308.215†	4.2	0.00296	mg/L	0.008968	0.00296	mg/L	0.008968	302.96%
As 188.979†	1.8	0.00153	mg/L	0.001621	0.00153	mg/L	0.001621	105.80%
B 249.677†	47.2	0.00938	mg/L	0.000291	0.00938	mg/L	0.000291	3.11%
Ba 233.527†	0.3	0.00006	mg/L	0.000741	0.00006	mg/L	0.000741	>999.9%
Be 313.042†	19.4	0.00003	mg/L	0.000044	0.00003	mg/L	0.000044	163.54%
Ca 317.933†	35.3	0.00183	mg/L	0.001027	0.00183	mg/L	0.001027	56.03%
Cd 228.802†	-17.7	-0.00044	mg/L	0.000061	-0.00044	mg/L	0.000061	13.91%
Co 228.616†	4.9	0.00011	mg/L	0.000176	0.00011	mg/L	0.000176	153.64%
Cr 267.716†	-4.4	-0.00050	mg/L	0.000283	-0.00050	mg/L	0.000283	57.00%
Cu 324.752†	17.5	0.00007	mg/L	0.000281	0.00007	mg/L	0.000281	432.13%
Fe 273.955†	-1.1	-0.00105	mg/L	0.001411	-0.00105	mg/L	0.001411	134.11%
K 766.490†	84.7	0.06966	mg/L	0.021669	0.06966	mg/L	0.021669	31.10%
Mg 279.077†	-5.6	-0.00372	mg/L	0.003704	-0.00372	mg/L	0.003704	99.60%
Mn 257.610†	11.5	0.00034	mg/L	0.000040	0.00034	mg/L	0.000040	11.71%
Mo 202.031†	3.6	0.00027	mg/L	0.000068	0.00027	mg/L	0.000068	25.53%
Na 589.592†	-118.6	-0.01801	mg/L	0.008686	-0.01801	mg/L	0.008686	48.23%
Na 330.237†	-30.6	-1.053	mg/L	0.3498	-1.053	mg/L	0.3498	33.23%
Ni 231.604†	3.0	0.00088	mg/L	0.000707	0.00088	mg/L	0.000707	80.49%
Pb 220.353†	-9.5	-0.00092	mg/L	0.000278	-0.00092	mg/L	0.000278	30.10%
Sb 206.836†	1.5	0.00111	mg/L	0.000331	0.00111	mg/L	0.000331	29.70%
Se 196.026†	10.1	0.00590	mg/L	0.001884	0.00590	mg/L	0.001884	31.94%
Si 288.158†	-2.4	-0.00159	mg/L	0.004874	-0.00159	mg/L	0.004874	306.98%
Sn 189.927†	9.5	0.00176	mg/L	0.000747	0.00176	mg/L	0.000747	42.52%
Sr 421.552†	-3.9	-0.00001	mg/L	0.000133	-0.00001	mg/L	0.000133	>999.9%
Ti 334.903†	-14.6	-0.00066	mg/L	0.000396	-0.00066	mg/L	0.000396	59.98%
Tl 190.801†	3.8	0.00282	mg/L	0.001519	0.00282	mg/L	0.001519	53.90%
V 292.402†	20.5	0.00007	mg/L	0.000063	0.00007	mg/L	0.000063	95.94%
Zn 206.200†	-0.7	-0.00030	mg/L	0.001040	-0.00030	mg/L	0.001040	347.13%

Sequence No.: 3
Sample ID: RLSTD
Analyst:
Initial Sample Wt:
Dilution: 1X

Autosampler Location: 11
Date Collected: 8/5/2005 12:35:14 PM
Data Type: Original
Initial Sample Vol:
Sample Prep Vol:

Nebulizer Parameters: RLSTD

Analyte	Back Pressure	Flow
All	182.0 kPa	0.50 L/min

Mean Data: RLSTD

Analyte	Mean Corrected Intensity	Calib Conc.	Calib Units	Std.Dev.	Sample Conc.	Sample Units	Std.Dev.	RSD
ScA 357.253	1762301.6	101.8	%	0.06				0.06%
ScR 361.383	138503.5	101.1	%	0.28				0.28%
Ag 328.068†	957.7	0.00281	mg/L	0.000106	0.00281	mg/L	0.000106	3.75%
Al 308.215†	80.0	0.05592	mg/L	0.010008	0.05592	mg/L	0.010008	17.90%
As 188.979†	54.6	0.04653	mg/L	0.002346	0.04653	mg/L	0.002346	5.04%
B 249.677†	102.9	0.02047	mg/L	0.001993	0.02047	mg/L	0.001993	9.74%
Ba 233.527†	20.5	0.00393	mg/L	0.000441	0.00393	mg/L	0.000441	11.22%
Be 313.042†	762.2	0.00106	mg/L	0.000037	0.00106	mg/L	0.000037	3.53%
Ca 317.933†	991.8	0.05144	mg/L	0.000606	0.05144	mg/L	0.000606	1.18%
Cd 228.802†	59.6	0.00142	mg/L	0.000046	0.00142	mg/L	0.000046	3.24%
Co 228.616†	124.1	0.00287	mg/L	0.000123	0.00287	mg/L	0.000123	4.27%
Cr 267.716†	42.8	0.00485	mg/L	0.000792	0.00485	mg/L	0.000792	16.33%
Cu 324.752†	466.2	0.00173	mg/L	0.000043	0.00173	mg/L	0.000043	2.47%
Fe 273.955†	56.4	0.05515	mg/L	0.001637	0.05515	mg/L	0.001637	2.97%
K 766.490†	653.3	0.5372	mg/L	0.04483	0.5372	mg/L	0.04483	8.35%
Mg 279.077†	71.8	0.04764	mg/L	0.001996	0.04764	mg/L	0.001996	4.19%
Mn 257.610†	46.3	0.00138	mg/L	0.000042	0.00138	mg/L	0.000042	3.04%
Mo 202.031†	66.5	0.00492	mg/L	0.000135	0.00492	mg/L	0.000135	2.75%
Na 589.592†	3076.9	0.4671	mg/L	0.00766	0.4671	mg/L	0.00766	1.64%
Na 330.237†	-1.6	-0.05524	mg/L	0.171690	-0.05524	mg/L	0.171690	310.82%
Ni 231.604†	40.1	0.01175	mg/L	0.001905	0.01175	mg/L	0.001905	16.21%
Pb 220.353†	190.6	0.01860	mg/L	0.000932	0.01860	mg/L	0.000932	5.01%
Sb 206.836†	72.6	0.05137	mg/L	0.000613	0.05137	mg/L	0.000613	1.19%
Se 196.026†	86.5	0.05080	mg/L	0.003738	0.05080	mg/L	0.003738	7.36%
Si 288.158†	85.0	0.05529	mg/L	0.001855	0.05529	mg/L	0.001855	3.36%
Sn 189.927†	49.7	0.00930	mg/L	0.000982	0.00930	mg/L	0.000982	10.56%
Sr 421.552†	623.8	0.00094	mg/L	0.000068	0.00094	mg/L	0.000068	7.25%
Ti 334.903†	80.1	0.00361	mg/L	0.000309	0.00361	mg/L	0.000309	8.55%
Tl 190.801†	67.9	0.05038	mg/L	0.002134	0.05038	mg/L	0.002134	4.24%
V 292.402†	876.3	0.00297	mg/L	0.000020	0.00297	mg/L	0.000020	0.66%
Zn 206.200†	14.1	0.00582	mg/L	0.000436	0.00582	mg/L	0.000436	7.50%

Sequence No.: 4
Sample ID: CRI
Analyst:
Initial Sample Wt:
Dilution: 1X

Autosampler Location: 8
Date Collected: 8/5/2005 12:41:38 PM
Data Type: Original
Initial Sample Vol:
Sample Prep Vol:

Nebulizer Parameters: CRI

Analyte	Back Pressure	Flow
All	182.0 kPa	0.50 L/min

Mean Data: CRI

Analyte	Mean Corrected Intensity	Calib Conc.	Calib Units	Calib Std.Dev.	Sample Conc.	Sample Units	Sample Std.Dev.	RSD
ScA 357.253	1762869.2	101.8	%	0.54				0.53%
ScR 361.383	139971.0	102.2	%	0.23				0.23%
Ag 328.068†	1885.5	0.00554	mg/L	0.000148	0.00554	mg/L	0.000148	2.67%
Al 308.215†	144.2	0.1007	mg/L	0.00526	0.1007	mg/L	0.00526	5.23%
As 188.979†	111.9	0.09537	mg/L	0.005695	0.09537	mg/L	0.005695	5.97%
B 249.677†	200.7	0.03994	mg/L	0.000543	0.03994	mg/L	0.000543	1.36%
Ba 233.527†	35.2	0.00676	mg/L	0.000337	0.00676	mg/L	0.000337	4.99%
Be 313.042†	1478.8	0.00206	mg/L	0.000005	0.00206	mg/L	0.000005	0.26%
Ca 317.933†	2017.2	0.1046	mg/L	0.00148	0.1046	mg/L	0.00148	1.41%
Cd 228.802†	149.8	0.00359	mg/L	0.000081	0.00359	mg/L	0.000081	2.25%
Co 228.616†	251.7	0.00583	mg/L	0.000158	0.00583	mg/L	0.000158	2.70%
Cr 267.716†	81.1	0.00918	mg/L	0.000656	0.00918	mg/L	0.000656	7.15%
Cu 324.752†	1100.6	0.00409	mg/L	0.000210	0.00409	mg/L	0.000210	5.13%
Fe 273.955†	111.7	0.1091	mg/L	0.00170	0.1091	mg/L	0.00170	1.56%
K 766.490†	1330.5	1.094	mg/L	0.0643	1.094	mg/L	0.0643	5.88%
Mg 279.077†	146.3	0.09706	mg/L	0.006419	0.09706	mg/L	0.006419	6.61%
Mn 257.610†	82.6	0.00247	mg/L	0.000016	0.00247	mg/L	0.000016	0.67%
Mo 202.031†	131.8	0.00974	mg/L	0.000262	0.00974	mg/L	0.000262	2.69%
Na 589.592†	6484.5	0.9843	mg/L	0.00349	0.9843	mg/L	0.00349	0.35%
Na 330.237†	18.2	0.6245	mg/L	0.25727	0.6245	mg/L	0.25727	41.19%
Ni 231.604†	74.0	0.02172	mg/L	0.002442	0.02172	mg/L	0.002442	11.24%
Pb 220.353†	399.3	0.03897	mg/L	0.000313	0.03897	mg/L	0.000313	0.80%
Sb 206.836†	144.5	0.1023	mg/L	0.00208	0.1023	mg/L	0.00208	2.03%
Se 196.026†	169.6	0.09958	mg/L	0.001764	0.09958	mg/L	0.001764	1.77%
Si 288.158†	183.4	0.1193	mg/L	0.00520	0.1193	mg/L	0.00520	4.36%
Sn 189.927†	95.9	0.01794	mg/L	0.000974	0.01794	mg/L	0.000974	5.43%
Sr 421.552†	1388.3	0.00209	mg/L	0.000069	0.00209	mg/L	0.000069	3.31%
Ti 334.903†	212.8	0.00960	mg/L	0.000385	0.00960	mg/L	0.000385	4.01%
Tl 190.801†	134.0	0.09948	mg/L	0.001795	0.09948	mg/L	0.001795	1.80%
V 292.402†	1747.7	0.00591	mg/L	0.000091	0.00591	mg/L	0.000091	1.53%
Zn 206.200†	32.8	0.01355	mg/L	0.001113	0.01355	mg/L	0.001113	8.22%

Sequence No.: 5
Sample ID: ICSA
Analyst:
Initial Sample Wt:
Dilution: 1X

Autosampler Location: 9
Date Collected: 8/5/2005 12:48:00 PM
Data Type: Original
Initial Sample Vol:
Sample Prep Vol:

Nebulizer Parameters: ICSA

Analyte	Back Pressure	Flow
All	183.0 kPa	0.50 L/min

Mean Data: ICSA

Analyte	Mean Corrected Intensity	Calib Conc.	Calib Units	Calib Std.Dev.	Sample Conc.	Sample Units	Sample Std.Dev.	RSD
ScA 357.253	1689212.7	97.58	%	0.362				0.37%
ScR 361.383	137738.0	100.6	%	0.26				0.26%
Ag 328.068†	-3739.1	-0.00125	mg/L	0.000154	-0.00125	mg/L	0.000154	12.33%
Al 308.215†	281895.5	197.5	mg/L	0.53	197.5	mg/L	0.53	0.27%
As 188.979†	48.2	0.01493	mg/L	0.005360	0.01493	mg/L	0.005360	35.91%
B 249.677†	8.4	0.00173	mg/L	0.004220	0.00173	mg/L	0.004220	244.15%
Ba 233.527†	73.1	-0.00017	mg/L	0.001839	-0.00017	mg/L	0.001839	>999.9%
Be 313.042†	56.5	0.00008	mg/L	0.000026	0.00008	mg/L	0.000026	34.57%
Ca 317.933†	1908526.9	98.98	mg/L	0.346	98.98	mg/L	0.346	0.35%
Cd 228.802†	47.4	-0.00048	mg/L	0.000151	-0.00048	mg/L	0.000151	31.63%
Co 228.616†	59.1	0.00071	mg/L	0.000143	0.00071	mg/L	0.000143	20.22%
Cr 267.716†	183.5	0.00760	mg/L	0.000750	0.00760	mg/L	0.000750	9.86%
Cu 324.752†	-4933.8	-0.00026	mg/L	0.000094	-0.00026	mg/L	0.000094	36.05%
Fe 273.955†	212314.5	207.5	mg/L	0.91	207.5	mg/L	0.91	0.44%
K 766.490†	-39.5	-0.03252	mg/L	0.023625	-0.03252	mg/L	0.023625	72.66%
Mg 279.077†	148135.5	98.19	mg/L	0.105	98.19	mg/L	0.105	0.11%
Mn 257.610†	170.4	-0.00013	mg/L	0.000376	-0.00013	mg/L	0.000376	280.20%
Mo 202.031†	37.6	0.00138	mg/L	0.000407	0.00138	mg/L	0.000407	29.43%
Na 589.592†	43.6	0.00662	mg/L	0.004900	0.00662	mg/L	0.004900	74.04%
Na 330.237†	17.9	-0.1000	mg/L	0.58476	-0.1000	mg/L	0.58476	584.61%
Ni 231.604†	-1.0	-0.00027	mg/L	0.001694	-0.00027	mg/L	0.001694	638.54%
Pb 220.353†	-270.6	0.00795	mg/L	0.000121	0.00795	mg/L	0.000121	1.53%
Sb 206.836†	54.1	0.03282	mg/L	0.002996	0.03282	mg/L	0.002996	9.13%
Se 196.026†	-32.3	0.00299	mg/L	0.005093	0.00299	mg/L	0.005093	170.59%
Si 288.158†	24.4	0.01592	mg/L	0.002395	0.01592	mg/L	0.002395	15.05%
Sn 189.927†	-131.7	-0.01398	mg/L	0.000119	-0.01398	mg/L	0.000119	0.85%
Sr 421.552†	803.0	0.00121	mg/L	0.000151	0.00121	mg/L	0.000151	12.53%
Ti 334.903†	101.7	0.00459	mg/L	0.001349	0.00459	mg/L	0.001349	29.42%
Tl 190.801†	-28.6	0.00087	mg/L	0.001387	0.00087	mg/L	0.001387	160.33%
V 292.402†	555.8	0.00201	mg/L	0.000116	0.00201	mg/L	0.000116	5.78%
Zn 206.200†	6.6	0.00121	mg/L	0.000368	0.00121	mg/L	0.000368	30.44%

Sequence No.: 6
Sample ID: ICSAB
Analyst:
Initial Sample Wt:
Dilution: 1X

Autosampler Location: 10
Date Collected: 8/5/2005 12:54:28 PM
Data Type: Original
Initial Sample Vol:
Sample Prep Vol:

Nebulizer Parameters: ICSAB

Analyte	Back Pressure	Flow
All	182.0 kPa	0.50 L/min

Mean Data: ICSAB

Analyte	Mean Corrected Intensity	Calib Conc.	Calib Units	Calib Std.Dev.	Sample Conc.	Sample Units	Sample Std.Dev.	RSD
ScA 357.253	1685830.1	97.39	%	0.529				0.54%
ScR 361.383	139727.4	102.0	%	0.31				0.30%
Ag 328.068†	337759.9	1.001	mg/L	0.0010	1.001	mg/L	0.0010	0.10%
Al 308.215†	290106.5	203.2	mg/L	0.54	203.2	mg/L	0.54	0.27%
As 188.979†	1182.1	0.9812	mg/L	0.00391	0.9812	mg/L	0.00391	0.40%
B 249.677†	-40.5	-0.00642	mg/L	0.000270	-0.00642	mg/L	0.000270	4.20%
Ba 233.527†	5382.9	1.020	mg/L	0.0045	1.020	mg/L	0.0045	0.44%
Be 313.042†	711469.9	0.9925	mg/L	0.00197	0.9925	mg/L	0.00197	0.20%
Ca 317.933†	1923101.3	99.74	mg/L	0.373	99.74	mg/L	0.373	0.37%
Cd 228.802†	39760.2	0.9837	mg/L	0.00254	0.9837	mg/L	0.00254	0.26%
Co 228.616†	38009.4	0.8809	mg/L	0.00299	0.8809	mg/L	0.00299	0.34%
Cr 267.716†	8978.6	1.006	mg/L	0.0016	1.006	mg/L	0.0016	0.16%
Cu 324.752†	274400.4	1.039	mg/L	0.0008	1.039	mg/L	0.0008	0.08%
Fe 273.955†	218143.0	213.2	mg/L	1.95	213.2	mg/L	1.95	0.91%
K 766.490†	-161.1	-0.1324	mg/L	0.04692	-0.1324	mg/L	0.04692	35.43%
Mg 279.077†	151583.9	100.5	mg/L	0.28	100.5	mg/L	0.28	0.28%
Mn 257.610†	34814.3	1.033	mg/L	0.0040	1.033	mg/L	0.0040	0.39%
Mo 202.031†	35.0	0.00109	mg/L	0.000353	0.00109	mg/L	0.000353	32.22%
Na 589.592†	-130.7	-0.01985	mg/L	0.004630	-0.01985	mg/L	0.004630	23.33%
Na 330.237†	38.7	0.3497	mg/L	0.23239	0.3497	mg/L	0.23239	66.46%
Ni 231.604†	3369.3	0.9863	mg/L	0.00567	0.9863	mg/L	0.00567	0.57%
Pb 220.353†	9374.3	0.9504	mg/L	0.00385	0.9504	mg/L	0.00385	0.41%
Sb 206.836†	1490.1	1.037	mg/L	0.0063	1.037	mg/L	0.0063	0.61%
Se 196.026†	1582.2	0.9513	mg/L	0.01073	0.9513	mg/L	0.01073	1.13%
Si 288.158†	-48.6	-0.02954	mg/L	0.004819	-0.02954	mg/L	0.004819	16.31%
Sn 189.927†	-144.4	-0.01451	mg/L	0.002078	-0.01451	mg/L	0.002078	14.32%
Sr 421.552†	1238.6	0.00186	mg/L	0.000054	0.00186	mg/L	0.000054	2.88%
Ti 334.903†	96.7	0.00414	mg/L	0.000497	0.00414	mg/L	0.000497	11.99%
Tl 190.801†	1207.6	0.9127	mg/L	0.00563	0.9127	mg/L	0.00563	0.62%
V 292.402†	294046.3	0.9904	mg/L	0.00113	0.9904	mg/L	0.00113	0.11%
Zn 206.200†	2451.7	1.011	mg/L	0.0039	1.011	mg/L	0.0039	0.39%

Sequence No.: 7
Sample ID: CV 3
Analyst:
Initial Sample Wt:
Dilution: 1X

Autosampler Location: 7
Date Collected: 8/5/2005 1:02:01 PM
Data Type: Original
Initial Sample Vol:
Sample Prep Vol:

Nebulizer Parameters: CV

Analyte	Back Pressure	Flow
All	182.0 kPa	0.50 L/min

Mean Data: CV

Analyte	Mean Corrected Intensity	Calib Conc.	Calib Units	Std.Dev.	Sample Conc.	Sample Units	Std.Dev.	RSD
ScA 357.253	1743213.4	100.7	%	0.44				0.44%
ScR 361.383	138905.4	101.4	%	0.21				0.20%
Ag 328.068†	325185.9	0.9545	mg/L	0.00031	0.9545	mg/L	0.00031	0.03%
Al 308.215†	2813.0	1.936	mg/L	0.0143	1.936	mg/L	0.0143	0.74%
As 188.979†	2228.0	1.897	mg/L	0.0097	1.897	mg/L	0.0097	0.51%
B 249.677†	4868.2	0.9707	mg/L	0.00286	0.9707	mg/L	0.00286	0.29%
Ba 233.527†	5090.6	0.9779	mg/L	0.00113	0.9779	mg/L	0.00113	0.12%
Be 313.042†	690217.6	0.9629	mg/L	0.00052	0.9629	mg/L	0.00052	0.05%
Ca 317.933†	38839.3	2.014	mg/L	0.0006	2.014	mg/L	0.0006	0.03%
Cd 228.802†	39928.1	0.9883	mg/L	0.00177	0.9883	mg/L	0.00177	0.18%
Co 228.616†	39388.0	0.9124	mg/L	0.00135	0.9124	mg/L	0.00135	0.15%
Cr 267.716†	8625.4	0.9783	mg/L	0.00108	0.9783	mg/L	0.00108	0.11%
Cu 324.752†	273143.6	1.015	mg/L	0.0008	1.015	mg/L	0.0008	0.08%
Fe 273.955†	2151.3	2.100	mg/L	0.0029	2.100	mg/L	0.0029	0.14%
K 766.490†	24795.3	20.39	mg/L	0.085	20.39	mg/L	0.085	0.42%
Mg 279.077†	2895.2	1.925	mg/L	0.0064	1.925	mg/L	0.0064	0.33%
Mn 257.610†	33889.7	1.010	mg/L	0.0015	1.010	mg/L	0.0015	0.15%
Mo 202.031†	12935.2	0.9566	mg/L	0.00410	0.9566	mg/L	0.00410	0.43%
Na 589.592†	322007.5	48.88	mg/L	0.027	48.88	mg/L	0.027	0.05%
Na 330.237†	1398.4	48.02	mg/L	0.333	48.02	mg/L	0.333	0.69%
Ni 231.604†	3364.9	0.9856	mg/L	0.00283	0.9856	mg/L	0.00283	0.29%
Pb 220.353†	19802.4	1.932	mg/L	0.0113	1.932	mg/L	0.0113	0.59%
Sb 206.836†	2820.2	1.994	mg/L	0.0078	1.994	mg/L	0.0078	0.39%
Se 196.026†	3156.2	1.853	mg/L	0.0042	1.853	mg/L	0.0042	0.23%
Si 288.158†	2991.2	1.947	mg/L	0.0024	1.947	mg/L	0.0024	0.12%
Sn 189.927†	4807.0	0.8934	mg/L	0.00405	0.8934	mg/L	0.00405	0.45%
Sr 421.552†	656813.7	0.9866	mg/L	0.00027	0.9866	mg/L	0.00027	0.03%
Ti 334.903†	21494.1	0.9699	mg/L	0.00178	0.9699	mg/L	0.00178	0.18%
Tl 190.801†	2530.3	1.876	mg/L	0.0050	1.876	mg/L	0.0050	0.27%
V 292.402†	290513.4	0.9786	mg/L	0.00051	0.9786	mg/L	0.00051	0.05%
Zn 206.200†	2466.1	1.018	mg/L	0.0015	1.018	mg/L	0.0015	0.14%

Sequence No.: 8
Sample ID: CB 3
Analyst:
Initial Sample Wt:
Dilution: 1X

Autosampler Location: 1
Date Collected: 8/5/2005 1:08:14 PM
Data Type: Original
Initial Sample Vol:
Sample Prep Vol:

Nebulizer Parameters: CB

Analyte	Back Pressure	Flow
All	183.0 kPa	0.50 L/min

Mean Data: CB

Analyte	Mean Corrected Intensity	Calib Conc.	Calib Units	Std.Dev.	Sample Conc.	Sample Units	Std.Dev.	RSD
ScA 357.253	1759642.7	101.7	%	0.33				0.32%
ScR 361.383	137277.7	100.2	%	0.52				0.52%
Ag 328.068†	59.1	0.00017	mg/L	0.000198	0.00017	mg/L	0.000198	114.10%
Al 308.215†	4.7	0.00326	mg/L	0.005332	0.00326	mg/L	0.005332	163.67%
As 188.979†	-0.9	-0.00075	mg/L	0.002119	-0.00075	mg/L	0.002119	282.05%
B 249.677†	13.7	0.00272	mg/L	0.000066	0.00272	mg/L	0.000066	2.43%
Ba 233.527†	2.3	0.00043	mg/L	0.000950	0.00043	mg/L	0.000950	218.77%
Be 313.042†	46.4	0.00006	mg/L	0.000032	0.00006	mg/L	0.000032	48.90%
Ca 317.933†	2.4	0.00012	mg/L	0.000456	0.00012	mg/L	0.000456	366.72%
Cd 228.802†	-16.2	-0.00040	mg/L	0.000072	-0.00040	mg/L	0.000072	17.91%
Co 228.616†	-0.7	-0.00001	mg/L	0.000067	-0.00001	mg/L	0.000067	463.03%
Cr 267.716†	-11.5	-0.00131	mg/L	0.000323	-0.00131	mg/L	0.000323	24.62%
Cu 324.752†	-54.0	-0.00020	mg/L	0.000086	-0.00020	mg/L	0.000086	42.99%
Fe 273.955†	2.1	0.00207	mg/L	0.001322	0.00207	mg/L	0.001322	63.81%
K 766.490†	76.6	0.06295	mg/L	0.007826	0.06295	mg/L	0.007826	12.43%
Mg 279.077†	4.4	0.00295	mg/L	0.003113	0.00295	mg/L	0.003113	105.68%
Mn 257.610†	10.3	0.00031	mg/L	0.000135	0.00031	mg/L	0.000135	43.89%
Mo 202.031†	5.6	0.00042	mg/L	0.000151	0.00042	mg/L	0.000151	36.24%
Na 589.592†	-269.8	-0.04095	mg/L	0.003232	-0.04095	mg/L	0.003232	7.89%
Na 330.237†	-19.2	-0.6602	mg/L	0.45217	-0.6602	mg/L	0.45217	68.50%
Ni 231.604†	9.0	0.00263	mg/L	0.001114	0.00263	mg/L	0.001114	42.40%
Pb 220.353†	2.2	0.00022	mg/L	0.000345	0.00022	mg/L	0.000345	160.15%
Sb 206.836†	-1.3	-0.00091	mg/L	0.002425	-0.00091	mg/L	0.002425	267.44%
Se 196.026†	7.4	0.00435	mg/L	0.004187	0.00435	mg/L	0.004187	96.19%
Si 288.158†	0.6	0.00040	mg/L	0.005324	0.00040	mg/L	0.005324	>999.9%
Sn 189.927†	8.8	0.00163	mg/L	0.000955	0.00163	mg/L	0.000955	58.46%
Sr 421.552†	25.1	0.00004	mg/L	0.000035	0.00004	mg/L	0.000035	93.95%
Ti 334.903†	-17.1	-0.00077	mg/L	0.001328	-0.00077	mg/L	0.001328	171.62%
Tl 190.801†	2.4	0.00176	mg/L	0.000906	0.00176	mg/L	0.000906	51.45%
V 292.402†	41.0	0.00013	mg/L	0.000155	0.00013	mg/L	0.000155	120.90%
Zn 206.200†	2.2	0.00091	mg/L	0.000155	0.00091	mg/L	0.000155	17.10%

Analysis Begun

Start Time: 8/5/2005 1:13:21 PM
Logged In Analyst: metals
Spectrometer Model: Optima 4300 DV, S/N 077N0060101
Plasma On Time: 8/5/2005 9:36:06 AM
Technique: ICP Continuous
Autosampler Model: AS-93plus

Sample Information File: C:\pe\Administrator\Sample Information\0805A.sif
Batch ID:
Results Data Set: PE050805
Results Library: C:\pe\Administrator\Results\Results.mdb

Sequence No.: 1
Sample ID: IH97R MB2 SWC
Analyst: BLW
Initial Sample Wt:
Dilution: 2X
Autosampler Location: 21
Date Collected: 8/5/2005 1:13:21 PM
Data Type: Original
Initial Sample Vol:
Sample Prep Vol:

Nebulizer Parameters: IH97R MB2 SWC

Analyte	Back Pressure	Flow
All	183.0 kPa	0.50 L/min

Mean Data: IH97R MB2 SWC

Analyte	Mean Corrected Intensity	Calib Conc.	Calib Units	Std.Dev.	Sample Conc.	Sample Units	Std.Dev.	RSD
ScA 357.253	1779594.3	102.8	%	0.54				0.52%
ScR 361.383	139181.4	101.6	%	0.41				0.40%
Ag 328.068†	40.3	0.00012	mg/L	0.000257	0.00024	mg/L	0.000515	214.16%
Al 308.215†	53.6	0.03757	mg/L	0.001148	0.07515	mg/L	0.002296	3.06%
As 188.979†	3.5	0.00294	mg/L	0.001668	0.00587	mg/L	0.003336	56.80%
B 249.677†	5.6	0.00111	mg/L	0.001591	0.00222	mg/L	0.003183	143.10%
Ba 233.527†	26.1	0.00501	mg/L	0.000582	0.01001	mg/L	0.001165	11.63%
Be 313.042†	-0.1	0.00000	mg/L	0.000038	0.00000	mg/L	0.000076	>999.9%
Ca 317.933†	1173.7	0.06087	mg/L	0.001624	0.1217	mg/L	0.00325	2.67%
Cd 228.802†	-20.7	-0.00052	mg/L	0.000089	-0.00104	mg/L	0.000179	17.27%
Co 228.616†	6.3	0.00014	mg/L	0.000130	0.00029	mg/L	0.000260	90.32%
Cr 267.716†	-5.8	-0.00065	mg/L	0.000573	-0.00130	mg/L	0.001147	88.09%
Cu 324.752†	-34.6	-0.00013	mg/L	0.000195	-0.00025	mg/L	0.000391	155.76%
Fe 273.955†	36.6	0.03580	mg/L	0.002960	0.07160	mg/L	0.005919	8.27%
K 766.490†	24.1	0.01980	mg/L	0.018358	0.03960	mg/L	0.036715	92.72%
Mg 279.077†	-1.7	-0.00113	mg/L	0.005211	-0.00227	mg/L	0.010422	459.77%
Mn 257.610†	18.0	0.00053	mg/L	0.000045	0.00107	mg/L	0.000090	8.41%
Mo 202.031†	1.6	0.00012	mg/L	0.000326	0.00024	mg/L	0.000652	277.18%
Na 589.592†	-409.0	-0.06208	mg/L	0.005236	-0.1242	mg/L	0.01047	8.43%
Na 330.237†	-24.5	-0.8440	mg/L	0.26020	-1.688	mg/L	0.5204	30.83%
Ni 231.604†	2.7	0.00078	mg/L	0.001134	0.00157	mg/L	0.002269	144.69%
Pb 220.353†	-8.4	-0.00082	mg/L	0.000642	-0.00163	mg/L	0.001285	78.75%
Sb 206.836†	-1.9	-0.00135	mg/L	0.000342	-0.00269	mg/L	0.000684	25.42%
Se 196.026†	6.6	0.00389	mg/L	0.002482	0.00778	mg/L	0.004964	63.81%
Si 288.158†	-0.4	-0.00027	mg/L	0.003402	-0.00055	mg/L	0.006804	>999.9%
Sn 189.927†	2.7	0.00050	mg/L	0.000928	0.00099	mg/L	0.001856	187.43%
Sr 421.552†	241.5	0.00036	mg/L	0.000052	0.00073	mg/L	0.000104	14.31%
Ti 334.903†	5.0	0.00023	mg/L	0.000301	0.00045	mg/L	0.000602	132.52%
Tl 190.801†	2.3	0.00169	mg/L	0.003449	0.00337	mg/L	0.006897	204.45%
V 292.402†	5.5	0.00001	mg/L	0.000106	0.00003	mg/L	0.000212	787.23%
Zn 206.200†	3.5	0.00146	mg/L	0.000262	0.00292	mg/L	0.000524	17.94%

Sequence No.: 2
Sample ID: II61 A-L TWC
Analyst: BLW
Initial Sample Wt:
Dilution: 5X serial dilution

Autosampler Location: 22
Date Collected: 8/5/2005 1:19:44 PM
Data Type: Original
Initial Sample Vol:
Sample Prep Vol:

Nebulizer Parameters: II61 A-L TWC

Analyte	Back Pressure	Flow
All	182.0 kPa	0.50 L/min

Mean Data: II61 A-L TWC

Analyte	Mean Corrected Intensity	Calib Conc.	Calib Units	Calib Std.Dev.	Sample Conc.	Sample Units	Sample Std.Dev.	RSD
ScA 357.253	1716946.2	99.19	%	0.311				0.31%
ScR 361.383	140395.4	102.5	%	0.10				0.10%
Ag 328.068†	-204.9	-0.00033	mg/L	0.000119	-0.00163	mg/L	0.000594	36.48%
Al 308.215†	8.9	0.00618	mg/L	0.005438	0.03090	mg/L	0.027192	88.00%
As 188.979†	14.0	0.00936	mg/L	0.003136	0.04678	mg/L	0.015682	33.52%
B 249.677†	123.7	0.02462	mg/L	0.000347	0.1231	mg/L	0.00173	1.41%
Ba 233.527†	124.3	0.02366	mg/L	0.001219	0.1183	mg/L	0.00610	5.15%
Be 313.042†	14.0	0.00002	mg/L	0.000010	0.00010	mg/L	0.000051	54.11%
Ca 317.933†	514099.8	26.66	mg/L	0.017	133.3	mg/L	0.08	0.06%
Cd 228.802†	-18.5	-0.00050	mg/L	0.000086	-0.00250	mg/L	0.000432	17.30%
Co 228.616†	102.4	0.00231	mg/L	0.000136	0.01157	mg/L	0.000680	5.88%
Cr 267.716†	66.2	0.00157	mg/L	0.000791	0.00786	mg/L	0.003953	50.27%
Cu 324.752†	-73.3	-0.00019	mg/L	0.000204	-0.00097	mg/L	0.001020	104.92%
Fe 273.955†	3250.0	3.176	mg/L	0.0083	15.88	mg/L	0.041	0.26%
K 766.490†	11567.3	9.511	mg/L	0.0349	47.56	mg/L	0.175	0.37%
Mg 279.077†	30912.6	20.52	mg/L	0.104	102.6	mg/L	0.52	0.51%
Mn 257.610†	9053.2	0.2694	mg/L	0.00201	1.347	mg/L	0.0100	0.75%
Mo 202.031†	30.7	0.00198	mg/L	0.000008	0.00990	mg/L	0.000040	0.40%
Na 589.592†	792479.6	120.3	mg/L	0.20	601.5	mg/L	1.01	0.17%
Na 330.237†	3555.9	122.0	mg/L	0.21	609.8	mg/L	1.06	0.17%
Ni 231.604†	13.1	0.00383	mg/L	0.000883	0.01914	mg/L	0.004414	23.06%
Pb 220.353†	-5.4	-0.00051	mg/L	0.000648	-0.00254	mg/L	0.003239	127.51%
Sb 206.836†	11.1	0.00628	mg/L	0.000614	0.03140	mg/L	0.003072	9.78%
Se 196.026†	20.0	0.01207	mg/L	0.000875	0.06034	mg/L	0.004376	7.25%
Si 288.158†	934.3	0.6074	mg/L	0.00206	3.037	mg/L	0.0103	0.34%
Sn 189.927†	-60.3	-0.00836	mg/L	0.000584	-0.04179	mg/L	0.002921	6.99%
Sr 421.552†	125121.5	0.1879	mg/L	0.00017	0.9397	mg/L	0.00085	0.09%
Ti 334.903†	15.4	0.00069	mg/L	0.000528	0.00345	mg/L	0.002641	76.47%
Tl 190.801†	4.5	0.00368	mg/L	0.001152	0.01839	mg/L	0.005761	31.33%
V 292.402†	102.2	0.00044	mg/L	0.000048	0.00220	mg/L	0.000239	10.83%
Zn 206.200†	4.6	0.00159	mg/L	0.000917	0.00795	mg/L	0.004584	57.63%

Sequence No.: 3
Sample ID: II61 A TWC
Analyst: BLW
Initial Sample Wt:
Dilution: 1X

Autosampler Location: 23
Date Collected: 8/5/2005 1:26:26 PM
Data Type: Original
Initial Sample Vol:
Sample Prep Vol:

Nebulizer Parameters: II61 A TWC

Analyte	Back Pressure	Flow
All	182.0 kPa	0.50 L/min

Mean Data: II61 A TWC

Analyte	Mean Corrected Intensity	Calib Conc.	Calib Units	Std.Dev.	Sample Conc.	Sample Units	Std.Dev.	RSD
ScA 357.253	1645800.6	95.08	%	0.176				0.19%
ScR 361.383	137105.4	100.1	%	0.85				0.85%
Ag 328.068†	-771.8	-0.00093	mg/L	0.000197	-0.00093	mg/L	0.000197	21.18%
Al 308.215†	23.6	0.01638	mg/L	0.001611	0.01638	mg/L	0.001611	9.83%
As 188.979†	38.9	0.02094	mg/L	0.002743	0.02094	mg/L	0.002743	13.10%
B 249.677†	716.5	0.1425	mg/L	0.00253	0.1425	mg/L	0.00253	1.77%
Ba 233.527†	591.5	0.1126	mg/L	0.00041	0.1126	mg/L	0.00041	0.37%
Be 313.042†	50.7	0.00007	mg/L	0.000009	0.00007	mg/L	0.000009	13.04%
Ca 317.933†	2469198.1	128.1	mg/L	0.38	128.1	mg/L	0.38	0.30%
Cd 228.802†	-22.5	-0.00072	mg/L	0.000051	-0.00072	mg/L	0.000051	7.09%
Co 228.616†	427.5	0.00961	mg/L	0.000304	0.00961	mg/L	0.000304	3.16%
Cr 267.716†	338.7	0.00968	mg/L	0.000431	0.00968	mg/L	0.000431	4.45%
Cu 324.752†	90.5	0.00072	mg/L	0.000095	0.00072	mg/L	0.000095	13.11%
Fe 273.955†	15786.0	15.43	mg/L	0.038	15.43	mg/L	0.038	0.25%
K 766.490†	59270.0	48.73	mg/L	0.092	48.73	mg/L	0.092	0.19%
Mg 279.077†	149732.1	99.40	mg/L	0.134	99.40	mg/L	0.134	0.13%
Mn 257.610†	43322.3	1.289	mg/L	0.0043	1.289	mg/L	0.0043	0.33%
Mo 202.031†	72.0	0.00391	mg/L	0.000167	0.00391	mg/L	0.000167	4.28%
Na 589.592†	3813849.6	578.9	mg/L	3.06	578.9	mg/L	3.06	0.53%
Na 330.237†	17262.5	592.1	mg/L	1.63	592.1	mg/L	1.63	0.27%
Ni 231.604†	54.7	0.01602	mg/L	0.001948	0.01602	mg/L	0.001948	12.16%
Pb 220.353†	10.0	0.00104	mg/L	0.000393	0.00104	mg/L	0.000393	37.81%
Sb 206.836†	28.7	0.01311	mg/L	0.002421	0.01311	mg/L	0.002421	18.47%
Se 196.026†	18.5	0.01247	mg/L	0.003260	0.01247	mg/L	0.003260	26.14%
Si 288.158†	4613.9	3.000	mg/L	0.0132	3.000	mg/L	0.0132	0.44%
Sn 189.927†	-136.6	-0.01188	mg/L	0.001485	-0.01188	mg/L	0.001485	12.50%
Sr 421.552†	612577.8	0.9201	mg/L	0.00341	0.9201	mg/L	0.00341	0.37%
Ti 334.903†	73.9	0.00333	mg/L	0.000271	0.00333	mg/L	0.000271	8.16%
Tl 190.801†	12.3	0.01077	mg/L	0.003327	0.01077	mg/L	0.003327	30.89%
V 292.402†	346.4	0.00165	mg/L	0.000243	0.00165	mg/L	0.000243	14.76%
Zn 206.200†	9.8	0.00250	mg/L	0.000812	0.00250	mg/L	0.000812	32.43%

Sequence No.: 4
Sample ID: II61 B TWC
Analyst: BLW
Initial Sample Wt:
Dilution: 1X

Autosampler Location: 24
Date Collected: 8/5/2005 1:33:29 PM
Data Type: Original
Initial Sample Vol:
Sample Prep Vol:

Nebulizer Parameters: II61 B TWC

Analyte	Back Pressure	Flow
All	183.0 kPa	0.50 L/min

Mean Data: II61 B TWC

Analyte	Mean Corrected Intensity	Calib Conc.	Calib Units	Std.Dev.	Sample Conc.	Sample Units	Std.Dev.	RSD
ScA 357.253	1690509.1	97.66	%	0.469				0.48%
ScR 361.383	138164.7	100.9	%	0.64				0.64%
Ag 328.068†	-1986.1	-0.00133	mg/L	0.000083	-0.00133	mg/L	0.000083	6.25%
Al 308.215†	104.1	0.07278	mg/L	0.004302	0.07278	mg/L	0.004302	5.91%
As 188.979†	41.8	0.01789	mg/L	0.001550	0.01789	mg/L	0.001550	8.66%
B 249.677†	816.1	0.1623	mg/L	0.00116	0.1623	mg/L	0.00116	0.71%
Ba 233.527†	598.5	0.1088	mg/L	0.00050	0.1088	mg/L	0.00050	0.46%
Be 313.042†	76.8	0.00010	mg/L	0.000018	0.00010	mg/L	0.000018	17.73%
Ca 317.933†	3588555.7	186.1	mg/L	1.70	186.1	mg/L	1.70	0.91%
Cd 228.802†	-5.6	-0.00089	mg/L	0.000154	-0.00089	mg/L	0.000154	17.29%
Co 228.616†	197.6	0.00297	mg/L	0.000130	0.00297	mg/L	0.000130	4.37%
Cr 267.716†	247.9	0.00656	mg/L	0.000095	0.00656	mg/L	0.000095	1.45%
Cu 324.752†	-1834.4	0.00060	mg/L	0.000047	0.00060	mg/L	0.000047	7.81%
Fe 273.955†	92960.9	90.85	mg/L	0.404	90.85	mg/L	0.404	0.44%
K 766.490†	30809.8	25.33	mg/L	0.075	25.33	mg/L	0.075	0.30%
Mg 279.077†	136200.4	90.36	mg/L	0.133	90.36	mg/L	0.133	0.15%
Mn 257.610†	159117.0	4.740	mg/L	0.0160	4.740	mg/L	0.0160	0.34%
Mo 202.031†	55.2	0.00279	mg/L	0.000446	0.00279	mg/L	0.000446	15.96%
Na 589.592†	2049510.1	311.1	mg/L	2.56	311.1	mg/L	2.56	0.82%
Na 330.237†	9474.8	324.1	mg/L	1.42	324.1	mg/L	1.42	0.44%
Ni 231.604†	11.8	0.00348	mg/L	0.001295	0.00348	mg/L	0.001295	37.23%
Pb 220.353†	37.8	0.00375	mg/L	0.000593	0.00375	mg/L	0.000593	15.81%
Sb 206.836†	39.4	0.01788	mg/L	0.000611	0.01788	mg/L	0.000611	3.42%
Se 196.026†	21.7	0.02236	mg/L	0.007025	0.02236	mg/L	0.007025	31.42%
Si 288.158†	4470.2	2.906	mg/L	0.0216	2.906	mg/L	0.0216	0.74%
Sn 189.927†	-152.0	-0.00865	mg/L	0.000743	-0.00865	mg/L	0.000743	8.59%
Sr 421.552†	688077.7	1.034	mg/L	0.0098	1.034	mg/L	0.0098	0.94%
Ti 334.903†	131.6	0.00593	mg/L	0.000103	0.00593	mg/L	0.000103	1.74%
Tl 190.801†	0.9	0.01029	mg/L	0.000344	0.01029	mg/L	0.000344	3.34%
V 292.402†	649.8	0.00311	mg/L	0.000031	0.00311	mg/L	0.000031	1.00%
Zn 206.200†	23.2	0.00819	mg/L	0.001017	0.00819	mg/L	0.001017	12.42%

Sequence No.: 5
Sample ID: II61 C TWC
Analyst: BLW
Initial Sample Wt:
Dilution: 1X

Autosampler Location: 25
Date Collected: 8/5/2005 1:39:59 PM
Data Type: Original
Initial Sample Vol:
Sample Prep Vol:

Nebulizer Parameters: II61 C TWC

Analyte	Back Pressure	Flow
All	183.0 kPa	0.50 L/min

Mean Data: II61 C TWC

Analyte	Mean Corrected Intensity	Calib Conc.	Calib Units	Calib Std.Dev.	Sample Conc.	Sample Units	Sample Std.Dev.	RSD
ScA 357.253	1663628.3	96.11	%	0.031				0.03%
ScR 361.383	141533.6	103.3	%	0.46				0.44%
Ag 328.068†	-3140.5	-0.00264	mg/L	0.000060	-0.00264	mg/L	0.000060	2.28%
Al 308.215†	68156.2	47.74	mg/L	0.115	47.74	mg/L	0.115	0.24%
As 188.979†	55.9	0.01995	mg/L	0.003804	0.01995	mg/L	0.003804	19.07%
B 249.677†	430.1	0.08556	mg/L	0.001441	0.08556	mg/L	0.001441	1.68%
Ba 233.527†	1940.6	0.3639	mg/L	0.00249	0.3639	mg/L	0.00249	0.68%
Be 313.042†	3078.0	0.00427	mg/L	0.000061	0.00427	mg/L	0.000061	1.43%
Ca 317.933†	4791408.7	248.5	mg/L	0.75	248.5	mg/L	0.75	0.30%
Cd 228.802†	36.6	-0.00018	mg/L	0.000014	-0.00018	mg/L	0.000014	7.89%
Co 228.616†	3055.9	0.06919	mg/L	0.000076	0.06919	mg/L	0.000076	0.11%
Cr 267.716†	479.3	0.02489	mg/L	0.000463	0.02489	mg/L	0.000463	1.86%
Cu 324.752†	44755.4	0.1773	mg/L	0.00013	0.1773	mg/L	0.00013	0.07%
Fe 273.955†	135886.4	132.8	mg/L	0.62	132.8	mg/L	0.62	0.46%
K 766.490†	40706.1	33.47	mg/L	0.060	33.47	mg/L	0.060	0.18%
Mg 279.077†	190803.6	126.6	mg/L	0.39	126.6	mg/L	0.39	0.31%
Mn 257.610†	197260.4	5.875	mg/L	0.0165	5.875	mg/L	0.0165	0.28%
Mo 202.031†	53.5	0.00215	mg/L	0.000260	0.00215	mg/L	0.000260	12.08%
Na 589.592†	2803909.0	425.6	mg/L	3.75	425.6	mg/L	3.75	0.88%
Na 330.237†	13044.0	446.2	mg/L	2.91	446.2	mg/L	2.91	0.65%
Ni 231.604†	438.8	0.1284	mg/L	0.00124	0.1284	mg/L	0.00124	0.97%
Pb 220.353†	-4.3	0.00788	mg/L	0.000380	0.00788	mg/L	0.000380	4.83%
Sb 206.836†	44.9	0.01833	mg/L	0.002972	0.01833	mg/L	0.002972	16.22%
Se 196.026†	3.1	0.01585	mg/L	0.007398	0.01585	mg/L	0.007398	46.66%
Si 288.158†	1509.1	0.9812	mg/L	0.00404	0.9812	mg/L	0.00404	0.41%
Sn 189.927†	-170.9	-0.00563	mg/L	0.000923	-0.00563	mg/L	0.000923	16.41%
Sr 421.552†	1002114.1	1.505	mg/L	0.0030	1.505	mg/L	0.0030	0.20%
Ti 334.903†	255.9	0.01155	mg/L	0.000601	0.01155	mg/L	0.000601	5.20%
Tl 190.801†	-6.2	0.00918	mg/L	0.002675	0.00918	mg/L	0.002675	29.15%
V 292.402†	5794.1	0.02067	mg/L	0.000021	0.02067	mg/L	0.000021	0.10%
Zn 206.200†	1203.4	0.4950	mg/L	0.00320	0.4950	mg/L	0.00320	0.65%

Sequence No.: 6
Sample ID: II61 D TWC
Analyst: BLW
Initial Sample Wt:
Dilution: 1X

Autosampler Location: 26
Date Collected: 8/5/2005 1:46:35 PM
Data Type: Original
Initial Sample Vol:
Sample Prep Vol:

Nebulizer Parameters: II61 D TWC

Analyte	Back Pressure	Flow
All	183.0 kPa	0.50 L/min

Mean Data: II61 D TWC

Analyte	Mean Corrected Intensity	Calib Conc.	Calib Units	Std.Dev.	Sample Conc.	Sample Units	Std.Dev.	RSD
ScA 357.253	1653603.5	95.53	%	0.439				0.46%
ScR 361.383	137052.7	100.1	%	0.35				0.35%
Ag 328.068†	-3071.1	-0.00255	mg/L	0.000148	-0.00255	mg/L	0.000148	5.81%
Al 308.215†	65842.0	46.12	mg/L	0.130	46.12	mg/L	0.130	0.28%
As 188.979†	53.8	0.01877	mg/L	0.004417	0.01877	mg/L	0.004417	23.54%
B 249.677†	380.0	0.07560	mg/L	0.001269	0.07560	mg/L	0.001269	1.68%
Ba 233.527†	1883.5	0.3531	mg/L	0.00227	0.3531	mg/L	0.00227	0.64%
Be 313.042†	3052.3	0.00423	mg/L	0.000053	0.00423	mg/L	0.000053	1.25%
Ca 317.933†	4694976.9	243.5	mg/L	0.71	243.5	mg/L	0.71	0.29%
Cd 228.802†	36.5	-0.00016	mg/L	0.000073	-0.00016	mg/L	0.000073	45.63%
Co 228.616†	2956.4	0.06690	mg/L	0.000575	0.06690	mg/L	0.000575	0.86%
Cr 267.716†	474.9	0.02565	mg/L	0.000704	0.02565	mg/L	0.000704	2.74%
Cu 324.752†	43593.2	0.1728	mg/L	0.00043	0.1728	mg/L	0.00043	0.25%
Fe 273.955†	133238.8	130.2	mg/L	0.48	130.2	mg/L	0.48	0.37%
K 766.490†	40285.6	33.12	mg/L	0.075	33.12	mg/L	0.075	0.23%
Mg 279.077†	183712.9	121.9	mg/L	0.37	121.9	mg/L	0.37	0.30%
Mn 257.610†	190907.1	5.686	mg/L	0.0182	5.686	mg/L	0.0182	0.32%
Mo 202.031†	59.1	0.00264	mg/L	0.000330	0.00264	mg/L	0.000330	12.52%
Na 589.592†	2768783.8	420.3	mg/L	1.08	420.3	mg/L	1.08	0.26%
Na 330.237†	12644.9	432.5	mg/L	2.87	432.5	mg/L	2.87	0.66%
Ni 231.604†	422.3	0.1236	mg/L	0.00131	0.1236	mg/L	0.00131	1.06%
Pb 220.353†	-0.3	0.00799	mg/L	0.000649	0.00799	mg/L	0.000649	8.12%
Sb 206.836†	48.4	0.02106	mg/L	0.005770	0.02106	mg/L	0.005770	27.39%
Se 196.026†	9.1	0.01908	mg/L	0.004251	0.01908	mg/L	0.004251	22.28%
Si 288.158†	2634.5	1.713	mg/L	0.0129	1.713	mg/L	0.0129	0.75%
Sn 189.927†	-176.7	-0.00722	mg/L	0.000498	-0.00722	mg/L	0.000498	6.90%
Sr 421.552†	985420.6	1.480	mg/L	0.0038	1.480	mg/L	0.0038	0.25%
Ti 334.903†	324.5	0.01464	mg/L	0.000301	0.01464	mg/L	0.000301	2.05%
Tl 190.801†	-0.3	0.01330	mg/L	0.002905	0.01330	mg/L	0.002905	21.85%
V 292.402†	5751.7	0.02049	mg/L	0.000073	0.02049	mg/L	0.000073	0.35%
Zn 206.200†	1169.8	0.4812	mg/L	0.00241	0.4812	mg/L	0.00241	0.50%

Sequence No.: 7
Sample ID: IH97R ADUP SWC
Analyst: BLW
Initial Sample Wt:
Dilution: 2X

Autosampler Location: 27
Date Collected: 8/5/2005 1:53:11 PM
Data Type: Original
Initial Sample Vol:
Sample Prep Vol:

Nebulizer Parameters: IH97R ADUP SWC

Analyte	Back Pressure	Flow
All	184.0 kPa	0.50 L/min

Mean Data: IH97R ADUP SWC

Analyte	Mean Corrected Intensity	Calib Conc.	Calib Units	Std.Dev.	Sample Conc.	Sample Units	Std.Dev.	RSD
ScA 357.253	1785984.5	103.2	%	0.70				0.68%
ScR 361.383	142103.2	103.8	%	0.89				0.86%
Ag 328.068†	-1717.3	-0.00046	mg/L	0.000135	-0.00092	mg/L	0.000270	29.40%
Al 308.215†	91911.8	64.37	mg/L	0.387	128.7	mg/L	0.77	0.60%
As 188.979†	57.9	0.02957	mg/L	0.003067	0.05915	mg/L	0.006134	10.37%
B 249.677†	498.7	0.09814	mg/L	0.001897	0.1963	mg/L	0.00379	1.93%
Ba 233.527†	2571.0	0.4869	mg/L	0.00211	0.9738	mg/L	0.00422	0.43%
Be 313.042†	788.7	0.00078	mg/L	0.000041	0.00156	mg/L	0.000081	5.20%
Ca 317.933†	621317.4	32.22	mg/L	0.166	64.45	mg/L	0.332	0.51%
Cd 228.802†	66.1	0.00079	mg/L	0.000046	0.00157	mg/L	0.000092	5.86%
Co 228.616†	1477.9	0.02425	mg/L	0.000307	0.04850	mg/L	0.000614	1.27%
Cr 267.716†	2088.1	0.2319	mg/L	0.00069	0.4637	mg/L	0.00138	0.30%
Cu 324.752†	169011.3	0.6357	mg/L	0.00579	1.271	mg/L	0.0116	0.91%
Fe 273.955†	106653.0	104.2	mg/L	0.83	208.5	mg/L	1.65	0.79%
K 766.490†	10628.8	8.739	mg/L	0.1194	17.48	mg/L	0.239	1.37%
Mg 279.077†	61553.1	40.79	mg/L	0.137	81.57	mg/L	0.274	0.34%
Mn 257.610†	55571.7	1.654	mg/L	0.0120	3.309	mg/L	0.0240	0.73%
Mo 202.031†	542.6	0.03954	mg/L	0.000464	0.07908	mg/L	0.000927	1.17%
Na 589.592†	265848.9	40.36	mg/L	0.305	80.71	mg/L	0.610	0.76%
Na 330.237†	1135.0	40.12	mg/L	0.444	80.25	mg/L	0.888	1.11%
Ni 231.604†	683.9	0.2001	mg/L	0.00100	0.4001	mg/L	0.00201	0.50%
Pb 220.353†	4177.7	0.4185	mg/L	0.00179	0.8371	mg/L	0.00357	0.43%
Sb 206.836†	23.2	0.01706	mg/L	0.000606	0.03413	mg/L	0.001213	3.55%
Se 196.026†	-1.6	0.01008	mg/L	0.002544	0.02017	mg/L	0.005088	25.23%
Si 288.158†	4389.2	2.854	mg/L	0.0105	5.708	mg/L	0.0209	0.37%
Sn 189.927†	216.6	0.04258	mg/L	0.000979	0.08515	mg/L	0.001958	2.30%
Sr 421.552†	201025.0	0.3020	mg/L	0.00198	0.6039	mg/L	0.00395	0.65%
Ti 334.903†	122371.4	5.529	mg/L	0.0393	11.06	mg/L	0.079	0.71%
Tl 190.801†	-6.0	0.00280	mg/L	0.002373	0.00560	mg/L	0.004746	84.71%
V 292.402†	58404.4	0.1944	mg/L	0.00180	0.3888	mg/L	0.00360	0.93%
Zn 206.200†	1105.2	0.4558	mg/L	0.00088	0.9115	mg/L	0.00175	0.19%

Sequence No.: 8
Sample ID: IH97R A SWC
Analyst: BLW
Initial Sample Wt:
Dilution: 2X

Autosampler Location: 28
Date Collected: 8/5/2005 1:59:38 PM
Data Type: Original
Initial Sample Vol:
Sample Prep Vol:

Nebulizer Parameters: IH97R A SWC

Analyte	Back Pressure	Flow
All	184.0 kPa	0.50 L/min

Mean Data: IH97R A SWC

Analyte	Mean Corrected Intensity	Calib Conc.	Calib Units	Std.Dev.	Sample Conc.	Sample Units	Std.Dev.	RSD
ScA 357.253	1799672.3	104.0	%	0.95				0.91%
ScR 361.383	145008.1	105.9	%	0.14				0.13%
Ag 328.068†	-1545.5	0.00004	mg/L	0.000189	0.00008	mg/L	0.000378	491.73%
Al 308.215†	95406.5	66.82	mg/L	0.109	133.6	mg/L	0.22	0.16%
As 188.979†	67.8	0.03562	mg/L	0.000009	0.07123	mg/L	0.000018	0.03%
B 249.677†	429.1	0.08436	mg/L	0.001141	0.1687	mg/L	0.00228	1.35%
Ba 233.527†	2025.1	0.3821	mg/L	0.00144	0.7642	mg/L	0.00288	0.38%
Be 313.042†	820.2	0.00082	mg/L	0.000012	0.00163	mg/L	0.000024	1.47%
Ca 317.933†	903374.6	46.85	mg/L	0.103	93.70	mg/L	0.206	0.22%
Cd 228.802†	87.8	0.00133	mg/L	0.000208	0.00266	mg/L	0.000416	15.64%
Co 228.616†	1398.9	0.02186	mg/L	0.000342	0.04372	mg/L	0.000684	1.56%
Cr 267.716†	2649.3	0.2952	mg/L	0.00063	0.5903	mg/L	0.00126	0.21%
Cu 324.752†	132538.0	0.4999	mg/L	0.00492	0.9997	mg/L	0.00984	0.98%
Fe 273.955†	104329.6	102.0	mg/L	0.49	203.9	mg/L	0.98	0.48%
K 766.490†	10947.4	9.001	mg/L	0.0679	18.00	mg/L	0.136	0.75%
Mg 279.077†	62488.1	41.41	mg/L	0.146	82.82	mg/L	0.291	0.35%
Mn 257.610†	57057.0	1.698	mg/L	0.0054	3.397	mg/L	0.0108	0.32%
Mo 202.031†	539.4	0.03929	mg/L	0.000642	0.07857	mg/L	0.001284	1.63%
Na 589.592†	252112.1	38.27	mg/L	0.118	76.54	mg/L	0.236	0.31%
Na 330.237†	1104.3	39.07	mg/L	0.261	78.15	mg/L	0.523	0.67%
Ni 231.604†	576.2	0.1686	mg/L	0.00084	0.3371	mg/L	0.00168	0.50%
Pb 220.353†	3860.2	0.3882	mg/L	0.00402	0.7764	mg/L	0.00804	1.04%
Sb 206.836†	28.7	0.01935	mg/L	0.002371	0.03871	mg/L	0.004743	12.25%
Se 196.026†	3.4	0.01280	mg/L	0.000300	0.02560	mg/L	0.000600	2.34%
Si 288.158†	4002.7	2.603	mg/L	0.0094	5.206	mg/L	0.0187	0.36%
Sn 189.927†	71.5	0.01718	mg/L	0.000371	0.03436	mg/L	0.000742	2.16%
Sr 421.552†	257751.2	0.3872	mg/L	0.00086	0.7743	mg/L	0.00172	0.22%
Ti 334.903†	131328.6	5.934	mg/L	0.0101	11.87	mg/L	0.020	0.17%
Tl 190.801†	-2.0	0.00523	mg/L	0.001482	0.01046	mg/L	0.002963	28.32%
V 292.402†	59953.2	0.1999	mg/L	0.00195	0.3998	mg/L	0.00390	0.98%
Zn 206.200†	1081.8	0.4460	mg/L	0.00079	0.8921	mg/L	0.00158	0.18%

Sequence No.: 9
Sample ID: IH97R ASPK SWC
Analyst: BLW
Initial Sample Wt:
Dilution: 2X

Autosampler Location: 29
Date Collected: 8/5/2005 2:06:05 PM
Data Type: Original
Initial Sample Vol:
Sample Prep Vol:

Nebulizer Parameters: IH97R ASPK SWC

Analyte	Back Pressure	Flow
All	184.0 kPa	0.50 L/min

Mean Data: IH97R ASPK SWC

Analyte	Mean Corrected Intensity	Calib Conc.	Calib Units	Std.Dev.	Sample Conc.	Sample Units	Std.Dev.	RSD
ScA 357.253	1791887.5	103.5	%	0.51				0.50%
ScR 361.383	143251.5	104.6	%	0.62				0.59%
Ag 328.068†	150164.6	0.4455	mg/L	0.00084	0.8909	mg/L	0.00168	0.19%
Al 308.215†	100944.6	70.69	mg/L	0.345	141.4	mg/L	0.69	0.49%
As 188.979†	2271.8	1.916	mg/L	0.0144	3.833	mg/L	0.0289	0.75%
B 249.677†	445.0	0.08824	mg/L	0.002861	0.1765	mg/L	0.00572	3.24%
Ba 233.527†	12133.6	2.324	mg/L	0.0135	4.649	mg/L	0.0271	0.58%
Be 313.042†	349023.2	0.4866	mg/L	0.00234	0.9732	mg/L	0.00468	0.48%
Ca 317.933†	822406.6	42.65	mg/L	0.197	85.30	mg/L	0.394	0.46%
Cd 228.802†	18803.1	0.4632	mg/L	0.00258	0.9263	mg/L	0.00515	0.56%
Co 228.616†	19319.7	0.4378	mg/L	0.00308	0.8757	mg/L	0.00617	0.70%
Cr 267.716†	6322.3	0.7094	mg/L	0.00482	1.419	mg/L	0.0096	0.68%
Cu 324.752†	280188.3	1.049	mg/L	0.0012	2.098	mg/L	0.0024	0.12%
Fe 273.955†	108575.3	106.1	mg/L	0.90	212.2	mg/L	1.80	0.85%
K 766.490†	21977.6	18.07	mg/L	0.080	36.14	mg/L	0.159	0.44%
Mg 279.077†	77257.8	51.21	mg/L	0.144	102.4	mg/L	0.29	0.28%
Mn 257.610†	76785.0	2.287	mg/L	0.0149	4.573	mg/L	0.0298	0.65%
Mo 202.031†	488.6	0.03537	mg/L	0.000364	0.07073	mg/L	0.000728	1.03%
Na 589.592†	304232.9	46.18	mg/L	0.284	92.36	mg/L	0.568	0.62%
Na 330.237†	1341.0	46.96	mg/L	0.061	93.91	mg/L	0.122	0.13%
Ni 231.604†	2282.4	0.6680	mg/L	0.00141	1.336	mg/L	0.0028	0.21%
Pb 220.353†	22236.3	2.181	mg/L	0.0143	4.362	mg/L	0.0286	0.66%
Sb 206.836†	761.4	0.5331	mg/L	0.00453	1.066	mg/L	0.0091	0.85%
Se 196.026†	3113.1	1.839	mg/L	0.0123	3.677	mg/L	0.0245	0.67%
Si 288.158†	3860.7	2.511	mg/L	0.0143	5.023	mg/L	0.0287	0.57%
Sn 189.927†	169.7	0.03597	mg/L	0.002039	0.07193	mg/L	0.004077	5.67%
Sr 421.552†	489723.9	0.7356	mg/L	0.00366	1.471	mg/L	0.0073	0.50%
Ti 334.903†	120924.3	5.464	mg/L	0.0318	10.93	mg/L	0.064	0.58%
Tl 190.801†	2361.1	1.757	mg/L	0.0086	3.514	mg/L	0.0171	0.49%
V 292.402†	199487.5	0.6696	mg/L	0.00225	1.339	mg/L	0.0045	0.34%
Zn 206.200†	2562.1	1.057	mg/L	0.0064	2.114	mg/L	0.0127	0.60%

Sequence No.: 10
Sample ID: IH97R REF2 SWC
Analyst: BLW
Initial Sample Wt:
Dilution: 2X

Autosampler Location: 30
Date Collected: 8/5/2005 2:12:19 PM
Data Type: Original
Initial Sample Vol:
Sample Prep Vol:

Nebulizer Parameters: IH97R REF2 SWC

Analyte	Back Pressure	Flow
All	184.0 kPa	0.50 L/min

Mean Data: IH97R REF2 SWC

Analyte	Mean Corrected Intensity	Calib Conc.	Calib Units	Std.Dev.	Sample Conc.	Sample Units	Std.Dev.	RSD
ScA 357.253	1797268.5	103.8	%	0.71				0.68%
ScR 361.383	141383.1	103.2	%	0.23				0.23%
Ag 328.068†	355390.2	1.048	mg/L	0.0013	2.097	mg/L	0.0027	0.13%
Al 308.215†	122480.4	85.77	mg/L	0.071	171.5	mg/L	0.14	0.08%
As 188.979†	1123.6	0.9411	mg/L	0.01002	1.882	mg/L	0.0200	1.07%
B 249.677†	3403.3	0.6770	mg/L	0.00354	1.354	mg/L	0.0071	0.52%
Ba 233.527†	8369.7	1.599	mg/L	0.0055	3.199	mg/L	0.0110	0.34%
Be 313.042†	368774.3	0.5134	mg/L	0.00045	1.027	mg/L	0.0009	0.09%
Ca 317.933†	757671.2	39.29	mg/L	0.020	78.59	mg/L	0.041	0.05%
Cd 228.802†	21907.5	0.5413	mg/L	0.00623	1.083	mg/L	0.0125	1.15%
Co 228.616†	30622.7	0.7044	mg/L	0.00058	1.409	mg/L	0.0012	0.08%
Cr 267.716†	6201.1	0.7035	mg/L	0.00141	1.407	mg/L	0.0028	0.20%
Cu 324.752†	228073.5	0.8586	mg/L	0.00155	1.717	mg/L	0.0031	0.18%
Fe 273.955†	133666.8	130.6	mg/L	0.36	261.3	mg/L	0.72	0.28%
K 766.490†	29253.9	24.05	mg/L	0.032	48.11	mg/L	0.064	0.13%
Mg 279.077†	42660.9	28.23	mg/L	0.072	56.45	mg/L	0.144	0.25%
Mn 257.610†	167153.2	4.980	mg/L	0.0043	9.960	mg/L	0.0086	0.09%
Mo 202.031†	2870.3	0.2119	mg/L	0.00165	0.4237	mg/L	0.00329	0.78%
Na 589.592†	16103.4	2.444	mg/L	0.0038	4.889	mg/L	0.0075	0.15%
Na 330.237†	79.6	2.582	mg/L	0.0757	5.163	mg/L	0.1514	2.93%
Ni 231.604†	1881.0	0.5505	mg/L	0.00091	1.101	mg/L	0.0018	0.17%
Pb 220.353†	12062.7	1.192	mg/L	0.0118	2.383	mg/L	0.0237	0.99%
Sb 206.836†	523.3	0.3728	mg/L	0.00453	0.7455	mg/L	0.00906	1.22%
Se 196.026†	1638.7	0.9757	mg/L	0.00790	1.951	mg/L	0.0158	0.81%
Si 288.158†	7939.0	5.163	mg/L	0.0212	10.33	mg/L	0.042	0.41%
Sn 189.927†	4642.1	0.8637	mg/L	0.01104	1.727	mg/L	0.0221	1.28%
Sr 421.552†	370586.1	0.5566	mg/L	0.00029	1.113	mg/L	0.0006	0.05%
Ti 334.903†	64203.3	2.901	mg/L	0.0026	5.801	mg/L	0.0052	0.09%
Tl 190.801†	2331.6	1.738	mg/L	0.0201	3.476	mg/L	0.0402	1.16%
V 292.402†	341792.3	1.147	mg/L	0.0010	2.294	mg/L	0.0020	0.09%
Zn 206.200†	6140.8	2.535	mg/L	0.0024	5.071	mg/L	0.0047	0.09%

Sequence No.: 11
Sample ID: CV 4
Analyst: BLW
Initial Sample Wt:
Dilution: 1X

Autosampler Location: 7
Date Collected: 8/5/2005 2:18:31 PM
Data Type: Original
Initial Sample Vol:
Sample Prep Vol:

Nebulizer Parameters: CV

Analyte	Back Pressure	Flow
All	184.0 kPa	0.50 L/min

Mean Data: CV

Analyte	Mean Corrected Intensity	Calib Conc.	Calib Units	Std.Dev.	Sample Conc.	Sample Units	Std.Dev.	RSD
ScA 357.253	1758152.9	101.6	%	0.38				0.38%
ScR 361.383	143730.3	104.9	%	0.39				0.37%
Ag 328.068†	323376.8	0.9491	mg/L	0.00162	0.9491	mg/L	0.00162	0.17%
Al 308.215†	2952.6	2.034	mg/L	0.0078	2.034	mg/L	0.0078	0.38%
As 188.979†	2230.3	1.899	mg/L	0.0057	1.899	mg/L	0.0057	0.30%
B 249.677†	5067.8	1.010	mg/L	0.0056	1.010	mg/L	0.0056	0.56%
Ba 233.527†	5496.9	1.056	mg/L	0.0070	1.056	mg/L	0.0070	0.66%
Be 313.042†	678207.9	0.9461	mg/L	0.00148	0.9461	mg/L	0.00148	0.16%
Ca 317.933†	38040.5	1.973	mg/L	0.0128	1.973	mg/L	0.0128	0.65%
Cd 228.802†	39575.9	0.9795	mg/L	0.00328	0.9795	mg/L	0.00328	0.33%
Co 228.616†	38937.0	0.9018	mg/L	0.00217	0.9018	mg/L	0.00217	0.24%
Cr 267.716†	8926.0	1.012	mg/L	0.0066	1.012	mg/L	0.0066	0.65%
Cu 324.752†	272638.5	1.013	mg/L	0.0008	1.013	mg/L	0.0008	0.08%
Fe 273.955†	2311.4	2.257	mg/L	0.0093	2.257	mg/L	0.0093	0.41%
K 766.490†	23750.4	19.53	mg/L	0.051	19.53	mg/L	0.051	0.26%
Mg 279.077†	3078.4	2.046	mg/L	0.0229	2.046	mg/L	0.0229	1.12%
Mn 257.610†	35782.0	1.067	mg/L	0.0049	1.067	mg/L	0.0049	0.46%
Mo 202.031†	13009.4	0.9621	mg/L	0.00684	0.9621	mg/L	0.00684	0.71%
Na 589.592†	317518.7	48.20	mg/L	0.113	48.20	mg/L	0.113	0.24%
Na 330.237†	1462.0	50.20	mg/L	0.475	50.20	mg/L	0.475	0.95%
Ni 231.604†	3598.1	1.054	mg/L	0.0034	1.054	mg/L	0.0034	0.32%
Pb 220.353†	20022.3	1.954	mg/L	0.0125	1.954	mg/L	0.0125	0.64%
Sb 206.836†	2843.6	2.010	mg/L	0.0048	2.010	mg/L	0.0048	0.24%
Se 196.026†	3136.9	1.842	mg/L	0.0070	1.842	mg/L	0.0070	0.38%
Si 288.158†	3146.6	2.048	mg/L	0.0167	2.048	mg/L	0.0167	0.81%
Sn 189.927†	4761.3	0.8849	mg/L	0.00339	0.8849	mg/L	0.00339	0.38%
Sr 421.552†	655768.4	0.9850	mg/L	0.00229	0.9850	mg/L	0.00229	0.23%
Ti 334.903†	22703.9	1.025	mg/L	0.0015	1.025	mg/L	0.0015	0.15%
Tl 190.801†	2533.0	1.878	mg/L	0.0078	1.878	mg/L	0.0078	0.41%
V 292.402†	289467.0	0.9753	mg/L	0.00122	0.9753	mg/L	0.00122	0.13%
Zn 206.200†	2707.8	1.118	mg/L	0.0029	1.118	mg/L	0.0029	0.26%

Sequence No.: 12
Sample ID: CB
Analyst: BLW
Initial Sample Wt:
Dilution: 1X

Autosampler Location: 1
Date Collected: 8/5/2005 2:23:57 PM
Data Type: Original
Initial Sample Vol:
Sample Prep Vol:

Nebulizer Parameters: CB

Analyte	Back Pressure	Flow
All	184.0 kPa	0.50 L/min

Mean Data: CB

Analyte	Mean Corrected Intensity	Calib Conc.	Calib Units	Std.Dev.	Sample Conc.	Sample Units	Std.Dev.	RSD
ScA 357.253	1787806.6	103.3	%	0.55				0.53%
ScR 361.383	137681.7	100.5	%	0.67				0.67%
Ag 328.068†	41.7	0.00012	mg/L	0.000090	0.00012	mg/L	0.000090	73.11%
Al 308.215†	4.5	0.00315	mg/L	0.008330	0.00315	mg/L	0.008330	264.20%
As 188.979†	-1.5	-0.00131	mg/L	0.001124	-0.00131	mg/L	0.001124	85.52%
B 249.677†	-5.1	-0.00101	mg/L	0.000637	-0.00101	mg/L	0.000637	62.86%
Ba 233.527†	3.6	0.00069	mg/L	0.000300	0.00069	mg/L	0.000300	43.31%
Be 313.042†	32.9	0.00005	mg/L	0.000035	0.00005	mg/L	0.000035	75.66%
Ca 317.933†	69.6	0.00361	mg/L	0.001913	0.00361	mg/L	0.001913	52.99%
Cd 228.802†	-19.6	-0.00048	mg/L	0.000001	-0.00048	mg/L	0.000001	0.16%
Co 228.616†	6.5	0.00015	mg/L	0.000150	0.00015	mg/L	0.000150	99.09%
Cr 267.716†	-3.7	-0.00042	mg/L	0.000988	-0.00042	mg/L	0.000988	233.47%
Cu 324.752†	-177.5	-0.00066	mg/L	0.000163	-0.00066	mg/L	0.000163	24.68%
Fe 273.955†	1.6	0.00161	mg/L	0.004063	0.00161	mg/L	0.004063	252.82%
K 766.490†	104.2	0.08571	mg/L	0.036616	0.08571	mg/L	0.036616	42.72%
Mg 279.077†	-6.0	-0.00396	mg/L	0.001180	-0.00396	mg/L	0.001180	29.81%
Mn 257.610†	16.5	0.00049	mg/L	0.000076	0.00049	mg/L	0.000076	15.44%
Mo 202.031†	4.1	0.00030	mg/L	0.000244	0.00030	mg/L	0.000244	80.53%
Na 589.592†	622.0	0.09443	mg/L	0.008889	0.09443	mg/L	0.008889	9.41%
Na 330.237†	-21.3	-0.7305	mg/L	0.63609	-0.7305	mg/L	0.63609	87.07%
Ni 231.604†	7.7	0.00224	mg/L	0.001817	0.00224	mg/L	0.001817	81.16%
Pb 220.353†	-7.3	-0.00071	mg/L	0.000498	-0.00071	mg/L	0.000498	69.95%
Sb 206.836†	-1.6	-0.00109	mg/L	0.001646	-0.00109	mg/L	0.001646	150.49%
Se 196.026†	4.0	0.00233	mg/L	0.002430	0.00233	mg/L	0.002430	104.32%
Si 288.158†	1.0	0.00062	mg/L	0.003454	0.00062	mg/L	0.003454	553.79%
Sn 189.927†	-0.3	-0.00006	mg/L	0.000159	-0.00006	mg/L	0.000159	247.87%
Sr 421.552†	-23.4	-0.00004	mg/L	0.000082	-0.00004	mg/L	0.000082	233.52%
Ti 334.903†	-21.2	-0.00096	mg/L	0.000382	-0.00096	mg/L	0.000382	39.98%
Tl 190.801†	2.4	0.00180	mg/L	0.003372	0.00180	mg/L	0.003372	187.77%
V 292.402†	9.7	0.00003	mg/L	0.000206	0.00003	mg/L	0.000206	685.78%
Zn 206.200†	0.7	0.00031	mg/L	0.000525	0.00031	mg/L	0.000525	170.69%

User canceled analysis.

Nebulizer Parameters: Hg_ReAlign

Analyte	Back Pressure	Flow
All	184.0 kPa	0.50 L/min

==========

8/5/2005 2:30:35 PM Hg ReAlign... Actual peak offset (nm): -0.001
Drift (nm): -0.000 Slit adjustment: 2

==========

Analysis Begun

Start Time: 8/5/2005 2:31:23 PM **Plasma On Time: 8/5/2005 9:36:06 AM**
Logged In Analyst: metals **Technique: ICP Continuous**
Spectrometer Model: Optima 4300 DV, S/N 077N0060101Autosampler Model: AS-93plus

Sample Information File: C:\pe\Administrator\Sample Information\0805A.sif
Batch ID:
Results Data Set: PE050805
Results Library: C:\pe\Administrator\Results\Results.mdb

==========

Sequence No.: 1 **Autosampler Location:**
Sample ID: STD3 **Date Collected: 8/5/2005 2:31:23 PM**
Analyst: **Data Type: Original**
Initial Sample Wt: **Initial Sample Vol:**
Dilution: **Sample Prep Vol:**

Nebulizer Parameters: STD3

Analyte	Back Pressure	Flow
All	184.0 kPa	0.50 L/min

Mean Data: STD3

Analyte	Mean Corrected Intensity	Std.Dev.	RSD	Conc.	Calib Units
ScA 357.253	1775919.3	16035.57	0.90%	102.6	%
ScR 361.383	141625.2	640.89	0.45%	103.4	%
Ag 328.068†	329651.8	1006.32	0.31%	[1.0]	mg/L
As 188.979†	11122.9	131.32	1.18%	[10]	mg/L
B 249.677†	53560.0	425.56	0.79%	[10]	mg/L
Be 313.042†	3624861.8	4437.87	0.12%	[5.0]	mg/L
Na 589.592†	332529.2	482.27	0.15%	[50]	mg/L
Ni 231.604†	37145.1	151.45	0.41%	[10]	mg/L
Pb 220.353†	102680.2	256.79	0.25%	[10]	mg/L
Se 196.026†	16005.3	171.75	1.07%	[10]	mg/L
Sr 421.552†	3433511.7	5203.04	0.15%	[5]	mg/L
Tl 190.801†	12963.3	142.38	1.10%	[10]	mg/L
Zn 206.200†	27699.9	204.47	0.74%	[10]	mg/L

Sequence No.: 2 **Autosampler Location:**
Sample ID: STD5 **Date Collected: 8/5/2005 2:34:50 PM**
Analyst: **Data Type: Original**
Initial Sample Wt: **Initial Sample Vol:**
Dilution: **Sample Prep Vol:**

Nebulizer Parameters: STD5

Analyte	Back Pressure	Flow
All	184.0 kPa	0.50 L/min

Mean Data: STD5

Analyte	Mean Corrected Intensity	Std.Dev.	RSD	Conc.	Calib Units
ScA 357.253	1743767.6	4314.36	0.25%	100.7	%
ScR 361.383	135522.0	1092.45	0.81%	98.95	%
Al 308.215†	43210.2	397.48	0.92%	[30]	mg/L
Ca 317.933†	597202.5	1627.70	0.27%	[30]	mg/L
Fe 273.955†	111994.8	747.19	0.67%	[100]	mg/L
K 766.490†	129388.5	753.50	0.58%	[100]	mg/L
Mg 279.077†	43994.9	412.98	0.94%	[30]	mg/L
Na 330.237†	2927.0	18.72	0.64%	[100]	mg/L

Calibration Summary

Analyte	Stds.	Equation	Intercept	Slope	Curvature	Corr. Coef.	Reslope
Ag 328.068	1	Lin Thru 0	0.0	329700	0.00000	1.000000	
Al 308.215	1	Lin Thru 0	0.0	1440	0.00000	1.000000	
As 188.979	1	Lin Thru 0	0.0	1112	0.00000	1.000000	
B 249.677	1	Lin Thru 0	0.0	5356	0.00000	1.000000	
Ba 233.527	1	Lin Thru 0	0.0	5203	0.00000	1.000000	
Be 313.042	1	Lin Thru 0	0.0	725000	0.00000	1.000000	
Ca 317.933	1	Lin Thru 0	0.0	19910	0.00000	1.000000	
Cd 228.802	1	Lin Thru 0	0.0	40300	0.00000	1.000000	
Co 228.616	1	Lin Thru 0	0.0	43100	0.00000	1.000000	
Cr 267.716	1	Lin Thru 0	0.0	8806	0.00000	1.000000	
Cu 324.752	1	Lin Thru 0	0.0	269100	0.00000	1.000000	
Fe 273.955	1	Lin Thru 0	0.0	1120	0.00000	1.000000	
K 766.490	1	Lin Thru 0	0.0	1294	0.00000	1.000000	
Mg 279.077	1	Lin Thru 0	0.0	1466	0.00000	1.000000	
Mn 257.610	1	Lin Thru 0	0.0	33550	0.00000	1.000000	
Mo 202.031	1	Lin Thru 0	0.0	13520	0.00000	1.000000	
Na 589.592	1	Lin Thru 0	0.0	6651	0.00000	1.000000	
Na 330.237	1	Lin Thru 0	0.0	29.27	0.00000	1.000000	
Ni 231.604	1	Lin Thru 0	0.0	3715	0.00000	1.000000	
Pb 220.353	1	Lin Thru 0	0.0	10270	0.00000	1.000000	
Sb 206.836	1	Lin Thru 0	0.0	1414	0.00000	1.000000	
Se 196.026	1	Lin Thru 0	0.0	1601	0.00000	1.000000	
Si 288.158	1	Lin Thru 0	0.0	1538	0.00000	1.000000	
Sn 189.927	1	Lin Thru 0	0.0	5402	0.00000	1.000000	
Sr 421.552	1	Lin Thru 0	0.0	686700	0.00000	1.000000	
Ti 334.903	1	Lin Thru 0	0.0	22130	0.00000	1.000000	
Tl 190.801	1	Lin Thru 0	0.0	1296	0.00000	1.000000	
V 292.402	1	Lin Thru 0	0.0	299300	0.00000	1.000000	
Zn 206.200	1	Lin Thru 0	0.0	2770	0.00000	1.000000	

Nebulizer Parameters: Hg_ReAlign

Analyte	Back Pressure	Flow
All	184.0 kPa	0.50 L/min

8/5/2005 2:49:30 PM Hg ReAlign... Actual peak offset (nm): -0.001
Drift (nm): -0.000 Slit adjustment: -2

Analysis Begun

Start Time: 8/5/2005 2:51:13 PM
Logged In Analyst: metals
Spectrometer Model: Optima 4300 DV, S/N 077N0060101
Plasma On Time: 8/5/2005 9:36:06 AM
Technique: ICP Continuous
Autosampler Model: AS-93plus

Sample Information File: C:\pe\Administrator\Sample Information\0805B.sif
Batch ID:
Results Data Set: PE050805
Results Library: C:\pe\Administrator\Results\Results.mdb

Sequence No.: 1
Sample ID: CV
Analyst: BLW
Initial Sample Wt:
Dilution: 1X
Autosampler Location: 7
Date Collected: 8/5/2005 2:51:13 PM
Data Type: Original
Initial Sample Vol:
Sample Prep Vol:

Nebulizer Parameters: CV

Analyte	Back Pressure	Flow
All	184.0 kPa	0.50 L/min

Mean Data: CV

Analyte	Mean Corrected Intensity	Calib Conc.	Calib Units	Std.Dev.	Sample Conc.	Sample Units	Std.Dev.	RSD
ScA 357.253	1776113.3	102.6	%	0.68				0.67%
ScR 361.383	140795.4	102.8	%	0.07				0.07%
Ag 328.068†	322139.6	0.9774	mg/L	0.00058	0.9774	mg/L	0.00058	0.06%
Al 308.215†	2789.4	1.902	mg/L	0.0045	1.902	mg/L	0.0045	0.24%
As 188.979†	2227.1	1.999	mg/L	0.0233	1.999	mg/L	0.0233	1.17%
B 249.677†	4892.9	0.9164	mg/L	0.00429	0.9164	mg/L	0.00429	0.47%
Ba 233.527†	5135.0	0.9865	mg/L	0.00352	0.9865	mg/L	0.00352	0.36%
Be 313.042†	692230.1	0.9532	mg/L	0.00068	0.9532	mg/L	0.00068	0.07%
Ca 317.933†	39285.4	1.973	mg/L	0.0015	1.973	mg/L	0.0015	0.07%
Cd 228.802†	39711.3	0.9827	mg/L	0.00148	0.9827	mg/L	0.00148	0.15%
Co 228.616†	39259.6	0.9094	mg/L	0.00241	0.9094	mg/L	0.00241	0.27%
Cr 267.716†	8781.7	0.9961	mg/L	0.00221	0.9961	mg/L	0.00221	0.22%
Cu 324.752†	271153.5	1.007	mg/L	0.0012	1.007	mg/L	0.0012	0.12%
Fe 273.955†	2160.1	1.926	mg/L	0.0068	1.926	mg/L	0.0068	0.35%
K 766.490†	25011.3	19.33	mg/L	0.021	19.33	mg/L	0.021	0.11%
Mg 279.077†	2889.5	1.973	mg/L	0.0188	1.973	mg/L	0.0188	0.95%
Mn 257.610†	33706.0	1.005	mg/L	0.0021	1.005	mg/L	0.0021	0.21%
Mo 202.031†	12888.2	0.9532	mg/L	0.00745	0.9532	mg/L	0.00745	0.78%
Na 589.592†	319007.8	47.97	mg/L	0.198	47.97	mg/L	0.198	0.41%
Na 330.237†	1401.8	47.91	mg/L	0.477	47.91	mg/L	0.477	1.00%
Ni 231.604†	3414.1	0.9205	mg/L	0.00260	0.9205	mg/L	0.00260	0.28%
Pb 220.353†	19812.8	1.931	mg/L	0.0147	1.931	mg/L	0.0147	0.76%
Sb 206.836†	2815.3	1.990	mg/L	0.0162	1.990	mg/L	0.0162	0.82%
Se 196.026†	3168.7	1.980	mg/L	0.0189	1.980	mg/L	0.0189	0.95%
Si 288.158†	2978.1	1.938	mg/L	0.0086	1.938	mg/L	0.0086	0.45%
Sn 189.927†	4741.4	0.8812	mg/L	0.00704	0.8812	mg/L	0.00704	0.80%
Sr 421.552†	654523.4	0.9531	mg/L	0.00091	0.9531	mg/L	0.00091	0.10%
Ti 334.903†	21320.7	0.9621	mg/L	0.00099	0.9621	mg/L	0.00099	0.10%
Tl 190.801†	2524.2	1.945	mg/L	0.0121	1.945	mg/L	0.0121	0.62%
V 292.402†	288789.7	0.9729	mg/L	0.00166	0.9729	mg/L	0.00166	0.17%
Zn 206.200†	2500.6	0.9024	mg/L	0.00340	0.9024	mg/L	0.00340	0.38%

Sequence No.: 2
Sample ID: CB 5
Analyst: BLW
Initial Sample Wt:
Dilution: 1X

Autosampler Location: 1
Date Collected: 8/5/2005 2:57:25 PM
Data Type: Original
Initial Sample Vol:
Sample Prep Vol:

Nebulizer Parameters: CB

Analyte	Back Pressure	Flow
All	185.0 kPa	0.50 L/min

Mean Data: CB

Analyte	Mean Corrected Intensity	Calib Conc.	Calib Units	Std.Dev.	Sample Conc.	Sample Units	Std.Dev.	RSD
ScA 357.253	1795282.1	103.7	%	0.33				0.32%
ScR 361.383	140520.5	102.6	%	0.52				0.51%
Ag 328.068†	103.5	0.00031	mg/L	0.000141	0.00031	mg/L	0.000141	44.81%
Al 308.215†	-2.2	-0.00153	mg/L	0.004627	-0.00153	mg/L	0.004627	302.85%
As 188.979†	-1.5	-0.00138	mg/L	0.001722	-0.00138	mg/L	0.001722	124.37%
B 249.677†	8.0	0.00149	mg/L	0.001758	0.00149	mg/L	0.001758	117.72%
Ba 233.527†	3.9	0.00075	mg/L	0.000370	0.00075	mg/L	0.000370	49.07%
Be 313.042†	31.7	0.00004	mg/L	0.000037	0.00004	mg/L	0.000037	84.15%
Ca 317.933†	7.8	0.00039	mg/L	0.000903	0.00039	mg/L	0.000903	229.75%
Cd 228.802†	-19.4	-0.00048	mg/L	0.000050	-0.00048	mg/L	0.000050	10.49%
Co 228.616†	5.7	0.00013	mg/L	0.000095	0.00013	mg/L	0.000095	71.46%
Cr 267.716†	-3.4	-0.00039	mg/L	0.001094	-0.00039	mg/L	0.001094	283.97%
Cu 324.752†	-187.7	-0.00070	mg/L	0.000080	-0.00070	mg/L	0.000080	11.51%
Fe 273.955†	2.0	0.00177	mg/L	0.001528	0.00177	mg/L	0.001528	86.43%
K 766.490†	88.3	0.06824	mg/L	0.013646	0.06824	mg/L	0.013646	20.00%
Mg 279.077†	-11.2	-0.00764	mg/L	0.002398	-0.00764	mg/L	0.002398	31.37%
Mn 257.610†	13.6	0.00041	mg/L	0.000042	0.00041	mg/L	0.000042	10.29%
Mo 202.031†	2.9	0.00021	mg/L	0.000110	0.00021	mg/L	0.000110	51.26%
Na 589.592†	383.3	0.05763	mg/L	0.007437	0.05763	mg/L	0.007437	12.90%
Na 330.237†	-7.4	-0.2515	mg/L	0.06918	-0.2515	mg/L	0.06918	27.51%
Ni 231.604†	4.8	0.00129	mg/L	0.002819	0.00129	mg/L	0.002819	219.28%
Pb 220.353†	-11.5	-0.00112	mg/L	0.000337	-0.00112	mg/L	0.000337	30.09%
Sb 206.836†	-1.6	-0.00112	mg/L	0.001404	-0.00112	mg/L	0.001404	125.20%
Se 196.026†	5.8	0.00363	mg/L	0.005459	0.00363	mg/L	0.005459	150.41%
Si 288.158†	-5.8	-0.00380	mg/L	0.003015	-0.00380	mg/L	0.003015	79.30%
Sn 189.927†	-1.2	-0.00022	mg/L	0.000082	-0.00022	mg/L	0.000082	37.80%
Sr 421.552†	-18.8	-0.00003	mg/L	0.000034	-0.00003	mg/L	0.000034	124.81%
Ti 334.903†	-15.3	-0.00069	mg/L	0.001026	-0.00069	mg/L	0.001026	148.48%
Tl 190.801†	3.9	0.00303	mg/L	0.000801	0.00303	mg/L	0.000801	26.41%
V 292.402†	26.8	0.00009	mg/L	0.000078	0.00009	mg/L	0.000078	89.62%
Zn 206.200†	1.7	0.00061	mg/L	0.001164	0.00061	mg/L	0.001164	190.92%

Sequence No.: 3
Sample ID: IH97R MB2 SWC
Analyst: BLW
Initial Sample Wt:
Dilution: 2X

Autosampler Location: 21
Date Collected: 8/5/2005 3:03:47 PM
Data Type: Original
Initial Sample Vol:
Sample Prep Vol:

Nebulizer Parameters: IH97R MB2 SWC

Analyte	Back Pressure	Flow
All	184.0 kPa	0.50 L/min

Mean Data: IH97R MB2 SWC

Analyte	Mean Corrected Intensity	Calib Conc.	Calib Units	Std.Dev.	Sample Conc.	Sample Units	Std.Dev.	RSD
ScA 357.253	1811738.9	104.7	%	0.19				0.19%
ScR 361.383	141104.8	103.0	%	0.75				0.73%
Ag 328.068†	44.3	0.00014	mg/L	0.000064	0.00027	mg/L	0.000127	46.71%
Al 308.215†	54.2	0.03764	mg/L	0.005175	0.07528	mg/L	0.010351	13.75%
As 188.979†	-0.6	-0.00056	mg/L	0.002537	-0.00113	mg/L	0.005074	449.33%
B 249.677†	-8.4	-0.00157	mg/L	0.000957	-0.00313	mg/L	0.001914	61.12%
Ba 233.527†	25.9	0.00498	mg/L	0.000409	0.00996	mg/L	0.000818	8.21%
Be 313.042†	5.1	0.00001	mg/L	0.000020	0.00001	mg/L	0.000040	287.80%
Ca 317.933†	1200.6	0.06031	mg/L	0.000777	0.1206	mg/L	0.00155	1.29%
Cd 228.802†	-19.2	-0.00048	mg/L	0.000088	-0.00095	mg/L	0.000175	18.45%
Co 228.616†	-0.3	-0.00001	mg/L	0.000160	-0.00002	mg/L	0.000320	>999.9%
Cr 267.716†	-1.4	-0.00015	mg/L	0.000518	-0.00031	mg/L	0.001036	339.66%
Cu 324.752†	-94.8	-0.00035	mg/L	0.000039	-0.00070	mg/L	0.000079	11.26%
Fe 273.955†	37.4	0.03342	mg/L	0.000768	0.06684	mg/L	0.001537	2.30%
K 766.490†	64.6	0.04990	mg/L	0.032397	0.09981	mg/L	0.064793	64.92%
Mg 279.077†	6.0	0.00409	mg/L	0.003713	0.00817	mg/L	0.007427	90.86%
Mn 257.610†	15.3	0.00046	mg/L	0.000050	0.00091	mg/L	0.000101	11.04%
Mo 202.031†	0.2	0.00001	mg/L	0.000144	0.00002	mg/L	0.000289	>999.9%
Na 589.592†	321.9	0.04841	mg/L	0.001598	0.09681	mg/L	0.003196	3.30%
Na 330.237†	1.5	0.05168	mg/L	0.417344	0.1034	mg/L	0.83469	807.61%
Ni 231.604†	1.0	0.00026	mg/L	0.001093	0.00052	mg/L	0.002186	419.78%
Pb 220.353†	-14.3	-0.00139	mg/L	0.000611	-0.00277	mg/L	0.001223	44.10%
Sb 206.836†	-0.9	-0.00065	mg/L	0.000400	-0.00129	mg/L	0.000799	61.97%
Se 196.026†	10.0	0.00626	mg/L	0.003113	0.01252	mg/L	0.006227	49.75%
Si 288.158†	-2.4	-0.00156	mg/L	0.007042	-0.00313	mg/L	0.014085	450.12%
Sn 189.927†	-3.2	-0.00059	mg/L	0.000900	-0.00119	mg/L	0.001800	151.86%
Sr 421.552†	290.2	0.00042	mg/L	0.000113	0.00085	mg/L	0.000227	26.84%
Ti 334.903†	25.5	0.00115	mg/L	0.000757	0.00231	mg/L	0.001514	65.68%
Tl 190.801†	2.1	0.00160	mg/L	0.000936	0.00320	mg/L	0.001872	58.42%
V 292.402†	31.8	0.00010	mg/L	0.000143	0.00021	mg/L	0.000286	136.57%
Zn 206.200†	5.7	0.00205	mg/L	0.000488	0.00409	mg/L	0.000976	23.84%

Sequence No.: 4
Sample ID: IH97R ADUP SWC
Analyst: BLW
Initial Sample Wt:
Dilution: 2X

Autosampler Location: 22
Date Collected: 8/5/2005 3:10:10 PM
Data Type: Original
Initial Sample Vol:
Sample Prep Vol:

Nebulizer Parameters: IH97R ADUP SWC

Analyte	Back Pressure	Flow
All	184.0 kPa	0.50 L/min

Mean Data: IH97R ADUP SWC

Analyte	Mean Corrected Intensity	Calib Conc.	Calib Units	Std.Dev.	Sample Conc.	Sample Units	Std.Dev.	RSD
ScA 357.253	1819323.0	105.1	%	0.77				0.73%
ScR 361.383	147436.0	107.6	%	0.22				0.21%
Ag 328.068†	-1482.0	-0.00038	mg/L	0.000107	-0.00075	mg/L	0.000214	28.46%
Al 308.215†	91490.0	63.51	mg/L	0.201	127.0	mg/L	0.40	0.32%
As 188.979†	62.1	0.03619	mg/L	0.002140	0.07237	mg/L	0.004281	5.92%
B 249.677†	499.9	0.09233	mg/L	0.001112	0.1847	mg/L	0.00222	1.20%
Ba 233.527†	2576.2	0.4886	mg/L	0.00261	0.9772	mg/L	0.00521	0.53%
Be 313.042†	760.3	0.00073	mg/L	0.000024	0.00146	mg/L	0.000048	3.28%
Ca 317.933†	627169.8	31.51	mg/L	0.122	63.01	mg/L	0.244	0.39%
Cd 228.802†	65.8	0.00085	mg/L	0.000060	0.00170	mg/L	0.000121	7.10%
Co 228.616†	1474.9	0.02435	mg/L	0.000333	0.04871	mg/L	0.000666	1.37%
Cr 267.716†	2095.9	0.2314	mg/L	0.00149	0.4629	mg/L	0.00298	0.64%
Cu 324.752†	165700.5	0.6225	mg/L	0.00794	1.245	mg/L	0.0159	1.28%
Fe 273.955†	105024.2	93.78	mg/L	0.760	187.6	mg/L	1.52	0.81%
K 766.490†	10296.7	7.958	mg/L	0.0355	15.92	mg/L	0.071	0.45%
Mg 279.077†	62488.5	42.54	mg/L	0.076	85.08	mg/L	0.152	0.18%
Mn 257.610†	55331.7	1.647	mg/L	0.0103	3.294	mg/L	0.0206	0.62%
Mo 202.031†	530.5	0.03862	mg/L	0.000487	0.07723	mg/L	0.000975	1.26%
Na 589.592†	259631.0	39.04	mg/L	0.176	78.08	mg/L	0.352	0.45%
Na 330.237†	1128.1	39.69	mg/L	0.278	79.39	mg/L	0.556	0.70%
Ni 231.604†	686.9	0.1849	mg/L	0.00114	0.3699	mg/L	0.00228	0.62%
Pb 220.353†	4111.9	0.4115	mg/L	0.00542	0.8231	mg/L	0.01083	1.32%
Sb 206.836†	23.5	0.01728	mg/L	0.001856	0.03456	mg/L	0.003711	10.74%
Se 196.026†	-2.4	0.00840	mg/L	0.007646	0.01680	mg/L	0.015292	91.05%
Si 288.158†	4600.6	2.991	mg/L	0.0156	5.983	mg/L	0.0313	0.52%
Sn 189.927†	210.9	0.04145	mg/L	0.000950	0.08290	mg/L	0.001900	2.29%
Sr 421.552†	199100.9	0.2899	mg/L	0.00084	0.5799	mg/L	0.00167	0.29%
Ti 334.903†	122274.3	5.525	mg/L	0.0224	11.05	mg/L	0.045	0.41%
Tl 190.801†	-8.1	-0.00013	mg/L	0.003860	-0.00026	mg/L	0.007719	>999.9%
V 292.402†	57734.6	0.1922	mg/L	0.00298	0.3844	mg/L	0.00597	1.55%
Zn 206.200†	1117.0	0.4025	mg/L	0.00397	0.8051	mg/L	0.00794	0.99%

Sequence No.: 5
Sample ID: IH97R A SWC
Analyst: BLW
Initial Sample Wt:
Dilution: 2X

Autosampler Location: 23
Date Collected: 8/5/2005 3:16:37 PM
Data Type: Original
Initial Sample Vol:
Sample Prep Vol:

Nebulizer Parameters: IH97R A SWC

Analyte	Back Pressure	Flow
All	185.0 kPa	0.50 L/min

Mean Data: IH97R A SWC

Analyte	Mean Corrected Intensity	Calib Conc.	Calib Units	Calib Std.Dev.	Sample Conc.	Sample Units	Sample Std.Dev.	RSD
ScA 357.253	1823561.2	105.3	%	0.87				0.83%
ScR 361.383	146402.8	106.9	%	1.79				1.67%
Ag 328.068†	-1429.6	-0.00038	mg/L	0.000157	-0.00076	mg/L	0.000315	41.47%
Al 308.215†	90957.6	63.14	mg/L	1.170	126.3	mg/L	2.34	1.85%
As 188.979†	69.2	0.04107	mg/L	0.005412	0.08214	mg/L	0.010824	13.18%
B 249.677†	405.5	0.07485	mg/L	0.000868	0.1497	mg/L	0.00174	1.16%
Ba 233.527†	1924.5	0.3638	mg/L	0.00751	0.7275	mg/L	0.01502	2.06%
Be 313.042†	797.8	0.00077	mg/L	0.000045	0.00154	mg/L	0.000091	5.89%
Ca 317.933†	896678.6	45.04	mg/L	0.852	90.09	mg/L	1.705	1.89%
Cd 228.802†	95.2	0.00161	mg/L	0.000052	0.00323	mg/L	0.000104	3.22%
Co 228.616†	1421.0	0.02304	mg/L	0.000493	0.04608	mg/L	0.000986	2.14%
Cr 267.716†	2587.3	0.2873	mg/L	0.00582	0.5745	mg/L	0.01163	2.02%
Cu 324.752†	130814.6	0.4922	mg/L	0.00405	0.9845	mg/L	0.00810	0.82%
Fe 273.955†	98327.9	87.80	mg/L	2.048	175.6	mg/L	4.10	2.33%
K 766.490†	11003.3	8.504	mg/L	0.2214	17.01	mg/L	0.443	2.60%
Mg 279.077†	60132.6	40.94	mg/L	0.714	81.88	mg/L	1.427	1.74%
Mn 257.610†	53819.6	1.602	mg/L	0.0331	3.204	mg/L	0.0663	2.07%
Mo 202.031†	535.5	0.03901	mg/L	0.000406	0.07802	mg/L	0.000812	1.04%
Na 589.592†	248212.0	37.32	mg/L	0.780	74.64	mg/L	1.560	2.09%
Na 330.237†	1068.8	37.61	mg/L	0.495	75.22	mg/L	0.990	1.32%
Ni 231.604†	552.2	0.1487	mg/L	0.00453	0.2974	mg/L	0.00906	3.05%
Pb 220.353†	3851.2	0.3863	mg/L	0.00290	0.7725	mg/L	0.00581	0.75%
Sb 206.836†	27.3	0.01830	mg/L	0.002759	0.03661	mg/L	0.005518	15.07%
Se 196.026†	-2.7	0.00757	mg/L	0.002856	0.01513	mg/L	0.005711	37.74%
Si 288.158†	4163.2	2.707	mg/L	0.0579	5.414	mg/L	0.1158	2.14%
Sn 189.927†	65.9	0.01600	mg/L	0.000645	0.03200	mg/L	0.001291	4.03%
Sr 421.552†	252111.9	0.3671	mg/L	0.00697	0.7343	mg/L	0.01394	1.90%
Ti 334.903†	124925.1	5.645	mg/L	0.1104	11.29	mg/L	0.221	1.96%
Tl 190.801†	-2.1	0.00378	mg/L	0.005201	0.00757	mg/L	0.010402	137.50%
V 292.402†	59758.9	0.1993	mg/L	0.00182	0.3986	mg/L	0.00364	0.91%
Zn 206.200†	1034.2	0.3727	mg/L	0.00868	0.7453	mg/L	0.01737	2.33%

Sequence No.: 6
Sample ID: IH97R ASPK SWC
Analyst: BLW
Initial Sample Wt:
Dilution: 2X

Autosampler Location: 24
Date Collected: 8/5/2005 3:23:04 PM
Data Type: Original
Initial Sample Vol:
Sample Prep Vol:

Nebulizer Parameters: IH97R ASPK SWC

Analyte	Back Pressure	Flow
All	185.0 kPa	0.50 L/min

Mean Data: IH97R ASPK SWC

Analyte	Mean Corrected Intensity	Calib Conc.	Calib Units	Calib Std.Dev.	Sample Conc.	Sample Units	Sample Std.Dev.	RSD
ScA 357.253	1819694.3	105.1	%	0.44				0.42%
ScR 361.383	147961.2	108.0	%	0.55				0.51%
Ag 328.068†	146821.5	0.4496	mg/L	0.00106	0.8992	mg/L	0.00213	0.24%
Al 308.215†	97470.7	67.66	mg/L	0.119	135.3	mg/L	0.24	0.18%
As 188.979†	2255.7	2.007	mg/L	0.0078	4.015	mg/L	0.0156	0.39%
B 249.677†	428.6	0.07980	mg/L	0.000534	0.1596	mg/L	0.00107	0.67%
Ba 233.527†	11672.2	2.237	mg/L	0.0188	4.473	mg/L	0.0377	0.84%
Be 313.042†	341166.2	0.4695	mg/L	0.00116	0.9390	mg/L	0.00231	0.25%
Ca 317.933†	806988.6	40.54	mg/L	0.123	81.08	mg/L	0.246	0.30%
Cd 228.802†	18605.5	0.4582	mg/L	0.00098	0.9164	mg/L	0.00195	0.21%
Co 228.616†	19309.8	0.4381	mg/L	0.00128	0.8762	mg/L	0.00255	0.29%
Cr 267.716†	6131.7	0.6868	mg/L	0.00560	1.374	mg/L	0.0112	0.82%
Cu 324.752†	272685.3	1.020	mg/L	0.0021	2.040	mg/L	0.0043	0.21%
Fe 273.955†	103710.0	92.60	mg/L	0.541	185.2	mg/L	1.08	0.58%
K 766.490†	21188.0	16.38	mg/L	0.054	32.75	mg/L	0.108	0.33%
Mg 279.077†	75583.1	51.47	mg/L	0.162	102.9	mg/L	0.32	0.31%
Mn 257.610†	73763.8	2.197	mg/L	0.0057	4.394	mg/L	0.0114	0.26%
Mo 202.031†	477.9	0.03457	mg/L	0.000445	0.06914	mg/L	0.000889	1.29%
Na 589.592†	295448.1	44.42	mg/L	0.122	88.85	mg/L	0.244	0.28%
Na 330.237†	1303.9	45.45	mg/L	0.400	90.89	mg/L	0.800	0.88%
Ni 231.604†	2212.7	0.5961	mg/L	0.00552	1.192	mg/L	0.0110	0.93%
Pb 220.353†	21776.8	2.133	mg/L	0.0041	4.266	mg/L	0.0081	0.19%
Sb 206.836†	738.9	0.5174	mg/L	0.00147	1.035	mg/L	0.0029	0.28%
Se 196.026†	3111.5	1.954	mg/L	0.0072	3.908	mg/L	0.0144	0.37%
Si 288.158†	3996.1	2.599	mg/L	0.0261	5.199	mg/L	0.0522	1.00%
Sn 189.927†	162.6	0.03442	mg/L	0.001375	0.06885	mg/L	0.002750	3.99%
Sr 421.552†	474515.6	0.6910	mg/L	0.00121	1.382	mg/L	0.0024	0.17%
Ti 334.903†	116836.0	5.279	mg/L	0.0132	10.56	mg/L	0.026	0.25%
Tl 190.801†	2328.8	1.800	mg/L	0.0069	3.599	mg/L	0.0138	0.38%
V 292.402†	195338.6	0.6557	mg/L	0.00165	1.311	mg/L	0.0033	0.25%
Zn 206.200†	2460.9	0.8876	mg/L	0.00534	1.775	mg/L	0.0107	0.60%

Sequence No.: 7
Sample ID: IH97R REF2 SWC
Analyst: BLW
Initial Sample Wt:
Dilution: 2X

Autosampler Location: 25
Date Collected: 8/5/2005 3:29:18 PM
Data Type: Original
Initial Sample Vol:
Sample Prep Vol:

Nebulizer Parameters: IH97R REF2 SWC

Analyte	Back Pressure	Flow
All	185.0 kPa	0.50 L/min

Mean Data: IH97R REF2 SWC

Analyte	Mean Corrected Intensity	Calib Conc.	Calib Units	Std.Dev.	Sample Conc.	Sample Units	Std.Dev.	RSD
ScA 357.253	1819437.6	105.1	%	1.14				1.08%
ScR 361.383	145063.7	105.9	%	0.69				0.65%
Ag 328.068†	346724.2	1.057	mg/L	0.0178	2.113	mg/L	0.0356	1.68%
Al 308.215†	117126.7	81.29	mg/L	0.569	162.6	mg/L	1.14	0.70%
As 188.979†	1118.6	0.9894	mg/L	0.02599	1.979	mg/L	0.0520	2.63%
B 249.677†	3253.3	0.6078	mg/L	0.00525	1.216	mg/L	0.0105	0.86%
Ba 233.527†	8030.2	1.535	mg/L	0.0114	3.071	mg/L	0.0228	0.74%
Be 313.042†	355219.9	0.4881	mg/L	0.00263	0.9763	mg/L	0.00527	0.54%
Ca 317.933†	731903.9	36.77	mg/L	0.184	73.53	mg/L	0.369	0.50%
Cd 228.802†	21688.0	0.5359	mg/L	0.01119	1.072	mg/L	0.0224	2.09%
Co 228.616†	30406.8	0.6999	mg/L	0.01347	1.400	mg/L	0.0269	1.92%
Cr 267.716†	5994.8	0.6789	mg/L	0.00524	1.358	mg/L	0.0105	0.77%
Cu 324.752†	221538.5	0.8327	mg/L	0.01454	1.665	mg/L	0.0291	1.75%
Fe 273.955†	125645.3	112.2	mg/L	0.68	224.4	mg/L	1.36	0.61%
K 766.490†	28138.2	21.75	mg/L	0.205	43.49	mg/L	0.409	0.94%
Mg 279.077†	41164.7	27.99	mg/L	0.146	55.97	mg/L	0.291	0.52%
Mn 257.610†	158612.2	4.726	mg/L	0.0303	9.451	mg/L	0.0607	0.64%
Mo 202.031†	2823.2	0.2084	mg/L	0.00412	0.4167	mg/L	0.00824	1.98%
Na 589.592†	14910.2	2.242	mg/L	0.0117	4.484	mg/L	0.0233	0.52%
Na 330.237†	78.8	2.633	mg/L	0.1501	5.265	mg/L	0.3003	5.70%
Ni 231.604†	1814.3	0.4887	mg/L	0.00378	0.9775	mg/L	0.00757	0.77%
Pb 220.353†	11872.7	1.171	mg/L	0.0243	2.342	mg/L	0.0485	2.07%
Sb 206.836†	511.2	0.3644	mg/L	0.00986	0.7288	mg/L	0.01973	2.71%
Se 196.026†	1636.4	1.034	mg/L	0.0198	2.069	mg/L	0.0396	1.91%
Si 288.158†	8127.8	5.285	mg/L	0.0343	10.57	mg/L	0.069	0.65%
Sn 189.927†	4598.6	0.8554	mg/L	0.01754	1.711	mg/L	0.0351	2.05%
Sr 421.552†	355012.3	0.5170	mg/L	0.00321	1.034	mg/L	0.0064	0.62%
Ti 334.903†	61399.9	2.774	mg/L	0.0177	5.548	mg/L	0.0354	0.64%
Tl 190.801†	2303.3	1.782	mg/L	0.0374	3.564	mg/L	0.0749	2.10%
V 292.402†	333387.0	1.119	mg/L	0.0200	2.237	mg/L	0.0400	1.79%
Zn 206.200†	5857.1	2.114	mg/L	0.0140	4.228	mg/L	0.0281	0.66%

Sequence No.: 8
Sample ID: CV
Analyst: BLW
Initial Sample Wt:
Dilution: 1X

Autosampler Location: 7
Date Collected: 8/5/2005 3:35:30 PM
Data Type: Original
Initial Sample Vol:
Sample Prep Vol:

Nebulizer Parameters: CV

Analyte	Back Pressure	Flow
All	185.0 kPa	0.50 L/min

Mean Data: CV

Analyte	Mean Corrected Intensity	Calib Conc.	Calib Units	Std.Dev.	Sample Conc.	Sample Units	Std.Dev.	RSD
ScA 357.253	1801196.4	104.1	%	0.45				0.43%
ScR 361.383	143621.0	104.9	%	0.40				0.38%
Ag 328.068†	321504.2	0.9755	mg/L	0.00050	0.9755	mg/L	0.00050	0.05%
Al 308.215†	2787.8	1.901	mg/L	0.0057	1.901	mg/L	0.0057	0.30%
As 188.979†	2231.7	2.003	mg/L	0.0107	2.003	mg/L	0.0107	0.54%
B 249.677†	4862.0	0.9106	mg/L	0.00272	0.9106	mg/L	0.00272	0.30%
Ba 233.527†	5139.1	0.9873	mg/L	0.00120	0.9873	mg/L	0.00120	0.12%
Be 313.042†	682002.0	0.9391	mg/L	0.00249	0.9391	mg/L	0.00249	0.27%
Ca 317.933†	38583.8	1.938	mg/L	0.0067	1.938	mg/L	0.0067	0.35%
Cd 228.802†	39750.8	0.9837	mg/L	0.00285	0.9837	mg/L	0.00285	0.29%
Co 228.616†	39383.5	0.9123	mg/L	0.00147	0.9123	mg/L	0.00147	0.16%
Cr 267.716†	8646.8	0.9807	mg/L	0.00069	0.9807	mg/L	0.00069	0.07%
Cu 324.752†	269968.5	1.003	mg/L	0.0011	1.003	mg/L	0.0011	0.11%
Fe 273.955†	2157.0	1.924	mg/L	0.0049	1.924	mg/L	0.0049	0.26%
K 766.490†	24111.9	18.64	mg/L	0.057	18.64	mg/L	0.057	0.30%
Mg 279.077†	2922.1	1.995	mg/L	0.0112	1.995	mg/L	0.0112	0.56%
Mn 257.610†	33632.7	1.003	mg/L	0.0031	1.003	mg/L	0.0031	0.31%
Mo 202.031†	12839.1	0.9495	mg/L	0.00320	0.9495	mg/L	0.00320	0.34%
Na 589.592†	317038.2	47.67	mg/L	0.135	47.67	mg/L	0.135	0.28%
Na 330.237†	1399.2	47.82	mg/L	0.209	47.82	mg/L	0.209	0.44%
Ni 231.604†	3402.4	0.9173	mg/L	0.00143	0.9173	mg/L	0.00143	0.16%
Pb 220.353†	19801.8	1.930	mg/L	0.0065	1.930	mg/L	0.0065	0.33%
Sb 206.836†	2805.4	1.983	mg/L	0.0098	1.983	mg/L	0.0098	0.49%
Se 196.026†	3179.8	1.987	mg/L	0.0067	1.987	mg/L	0.0067	0.34%
Si 288.158†	2980.5	1.940	mg/L	0.0043	1.940	mg/L	0.0043	0.22%
Sn 189.927†	4768.6	0.8862	mg/L	0.00396	0.8862	mg/L	0.00396	0.45%
Sr 421.552†	646338.6	0.9412	mg/L	0.00304	0.9412	mg/L	0.00304	0.32%
Ti 334.903†	21273.8	0.9599	mg/L	0.00389	0.9599	mg/L	0.00389	0.41%
Tl 190.801†	2525.2	1.945	mg/L	0.0145	1.945	mg/L	0.0145	0.75%
V 292.402†	288860.5	0.9731	mg/L	0.00057	0.9731	mg/L	0.00057	0.06%
Zn 206.200†	2516.2	0.9080	mg/L	0.00096	0.9080	mg/L	0.00096	0.11%

Sequence No.: 9
Sample ID: CB 6
Analyst: BLW
Initial Sample Wt:
Dilution: 1X

Autosampler Location: 1
Date Collected: 8/5/2005 3:41:42 PM
Data Type: Original
Initial Sample Vol:
Sample Prep Vol:

Nebulizer Parameters: CB

Analyte	Back Pressure	Flow
All	185.0 kPa	0.50 L/min

Mean Data: CB

Analyte	Mean Corrected Intensity	Calib Conc.	Calib Units	Calib Std.Dev.	Sample Conc.	Sample Units	Sample Std.Dev.	RSD
ScA 357.253	1807887.8	104.4	%	0.75				0.72%
ScR 361.383	140334.5	102.5	%	0.66				0.65%
Ag 328.068†	108.0	0.00033	mg/L	0.000128	0.00033	mg/L	0.000128	39.00%
Al 308.215†	4.5	0.00310	mg/L	0.004438	0.00310	mg/L	0.004438	143.07%
As 188.979†	1.3	0.00113	mg/L	0.004571	0.00113	mg/L	0.004571	403.55%
B 249.677†	-4.0	-0.00074	mg/L	0.001569	-0.00074	mg/L	0.001569	210.58%
Ba 233.527†	6.2	0.00119	mg/L	0.000588	0.00119	mg/L	0.000588	49.60%
Be 313.042†	56.0	0.00008	mg/L	0.000019	0.00008	mg/L	0.000019	24.30%
Ca 317.933†	19.9	0.00100	mg/L	0.000400	0.00100	mg/L	0.000400	40.09%
Cd 228.802†	-17.5	-0.00044	mg/L	0.000067	-0.00044	mg/L	0.000067	15.49%
Co 228.616†	4.8	0.00011	mg/L	0.000047	0.00011	mg/L	0.000047	42.56%
Cr 267.716†	-5.4	-0.00061	mg/L	0.001328	-0.00061	mg/L	0.001328	216.23%
Cu 324.752†	-29.1	-0.00011	mg/L	0.000023	-0.00011	mg/L	0.000023	21.56%
Fe 273.955†	2.4	0.00215	mg/L	0.000407	0.00215	mg/L	0.000407	18.96%
K 766.490†	125.7	0.09716	mg/L	0.035021	0.09716	mg/L	0.035021	36.04%
Mg 279.077†	0.7	0.00047	mg/L	0.009269	0.00047	mg/L	0.009269	>999.9%
Mn 257.610†	14.1	0.00042	mg/L	0.000179	0.00042	mg/L	0.000179	42.77%
Mo 202.031†	4.9	0.00036	mg/L	0.000314	0.00036	mg/L	0.000314	86.27%
Na 589.592†	235.6	0.03542	mg/L	0.002697	0.03542	mg/L	0.002697	7.61%
Na 330.237†	-20.8	-0.7113	mg/L	0.10351	-0.7113	mg/L	0.10351	14.55%
Ni 231.604†	2.7	0.00071	mg/L	0.001812	0.00071	mg/L	0.001812	253.60%
Pb 220.353†	-8.3	-0.00081	mg/L	0.000559	-0.00081	mg/L	0.000559	69.24%
Sb 206.836†	1.3	0.00094	mg/L	0.002461	0.00094	mg/L	0.002461	261.78%
Se 196.026†	10.3	0.00641	mg/L	0.002327	0.00641	mg/L	0.002327	36.28%
Si 288.158†	-3.6	-0.00232	mg/L	0.002583	-0.00232	mg/L	0.002583	111.33%
Sn 189.927†	2.5	0.00047	mg/L	0.001000	0.00047	mg/L	0.001000	212.61%
Sr 421.552†	-37.3	-0.00005	mg/L	0.000061	-0.00005	mg/L	0.000061	112.42%
Ti 334.903†	-8.4	-0.00038	mg/L	0.000527	-0.00038	mg/L	0.000527	138.46%
Tl 190.801†	3.3	0.00254	mg/L	0.001168	0.00254	mg/L	0.001168	46.00%
V 292.402†	19.6	0.00006	mg/L	0.000182	0.00006	mg/L	0.000182	295.70%
Zn 206.200†	-0.7	-0.00027	mg/L	0.001070	-0.00027	mg/L	0.001070	397.93%

end package

OPTIMA ICP SAMPLE RUN LOG

IEC Date: 7.26.05 Analysis Date: 8.1.05 Analyst: MB

LR Date: 7.26.05 Page 1 of 4

All corrections made by analyst unless otherwise noted.

Edit Label	Delete Data	ARI Sample ID	Prep. Code	Dilution	Comments
		STD0			2182-12
		2			2183-2
		3			-3
		4			-4
		5			-5
		ICV			2183-1
		ICB			
		PLGTD			
		CRI			
		ICSA			
		ICSAB			
		CCV1			
		CCB1			
		ICHECK		✓	
	✓	IH35 MB	TWC		Confirm Sorg 7x
		IH66 MB	〃	✓	
	✓	IH29 MB1	NMW	✓	RE Blank
A		IH35 A	SWC	10	
		IH66 A	TWC		
		〃 B	〃		
		SPEX21		✓	
		SPEX7A		✓	
		IH66 MBSA	TWC	✓	
		CCV2			
		CCB2			
		IH69 MB	TWC	✓	

000375

OPTIMA ICP SAMPLE RUN LOG

IEC Date: — Analysis Date: 6/01/06 Analyst: JMB

LR Date: — Page 2 of 4

All corrections made by analyst unless otherwise noted. 8.1.5 JMB

Edit Label	Delete Data	ARI Sample ID	Prep. Code	Dilution	Comments
		IH99 MB1	TWC	✓	
		IH99 A	↓		
		IH99 A			
		B			
		C			
		D	↓		
		E	DMN		
		↓ MB1SPK	TWC	✓	
		IH99 MB2SPK	TWC	✓	
		CCV3			
		CCB3			
		IH99 MB2	DMN	✓	
		II15 MB	TWC	✓	
		↓ A	↓	✓	
		IH99 F	DMN		
		↓ G	↓		
		↓ H			
II01	✓	II01 B	SWC	2	rerun 5X (Fe)
↓		↓ C	↓	↓	
		II15 MBSPK	TWC	✓	
		IH99MB2SPK	DMN	✓	0.08mL ICPSPK /8mLs
		CCV4			
		CCB4			
		II59 MB	SWC	2 ✓	
		II01 MB2	TWC	✓	
		II59 A	SWC	2	

OPTIMA ICP SAMPLE RUN LOG

IEC Date: — Analysis Date: 8.01.05 Analyst: JAB

LR Date: — Page 3 of 4

All corrections made by analyst unless otherwise noted. 8/1/05 JAB

Edit Label	Delete Data	ARI Sample ID	Prep. Code	Dilution	Comments
		IH01 E	TWC		
		J			
		DDUP		✓	
		D			
		DSPK		✓	
MB2SPL		MB2SPK		✓	
		IH59 MB3PK	SWC	2	✓
		CCV5			
		CCB5			
		IH01 MB1	SWC	2	Al 0.062 Ca 0.078 Mn 0.015
		K	TWC		
		F	SWC	2	
	✓	G			Fe SPK (Fe)
	✓	H			
	✓	I			
		ADUP			
		A			
		APK			Al, Ca, Fe, Mg SPL Sb 200
		Ref1			✓
		CCV6			
		CCB6			
		IH97 MB1	SWC	2	✓
		IH01 B		5	
		L			
		IH97 B		2	
		ADUP	P		Ag 200

OPTIMA ICP SAMPLE RUN LOG

IEC Date: — Analysis Date: 8-1-05 Analyst: JB

LR Date: — Page 4 of 4

All corrections made by analyst unless otherwise noted.

Edit Label	Delete Data	ARI Sample ID	Prep. Code	Dilution	Comments
		IH97 A	SWC	2	
		↓ ASPK	↓	↓	Cu 35% Sb 3% CAF
		↓ REF1	↓	↓	✓
		CCV7			
		CCB7			

JB 8/2/05

ANALYTICAL RESOURCES INCORPORATED

Metals Data Review Checklist

Method: ICP/ICP-MS GFA CVA **Analysis Date:** 8/01.05

	Analyst SMB 8/2/5	Peer BWB 8.2	Comment
Logbook:			
Analyst, Date, Method info	✓	✓	
Sample ID's	✓	✓	
Standard/QC solution ID's recorded	✓	✓	
Prep codes	✓	✓	
Dilution factors	✓	✓	
Crossouts/Corrections/Deletions	✓	✓	
Calibration:			
Blank & Standard intensities	✓	✓	
Standard deviations	✓	✓	
Curve fit	✓	✓	
Calibration Verification:			
ICV/CCV	✓	✓	
ICB/CCB	✓	✓	
Samples:			
RSD's & SD's	✓	✓	
Internal Standards	✓	✓	
Carry-over	✓	✓	
Method QC:			
CRI/CRA	✓	✓	
ICSA/ICSAB	✓	✓	
Post Spikes/Serial Dilutions	—	—	
Analytic Spikes	—	—	
Matrix QC:			
SRM/LCS	✓	✓	
Matrix Spikes	✓	✓	IH97 CAF
Matrix Duplicates	✓	✓	"
Method Blanks	✓	✓	IE01 AN
Data Distribution:			
Requested elements/isotope identified	✓	✓	
Correct samples identified for distribution	✓	✓	
Raw data match distributed data	✓	✓	
Data filename correct	✓	✓	
Necessary Analysts Notes and CAF's	✓	✓	IH97CAF IE01

Nebulizer Parameters: Hg_ReAlign

Analyte	Back Pressure	Flow
All	174.0 kPa	0.50 L/min

8/1/2005 9:27:19 AM Hg ReAlign... Actual peak offset (nm): -0.002
Drift (nm): 0.000 Slit adjustment: 0

Align View XY Axial for analyte Mn 257.610

X-position	Y-position	Intensity
-2.0	15.0	293246.6
-1.6	15.0	404029.4
-1.2	15.0	514617.1
-0.8	15.0	616339.8
-0.4	15.0	667481.3
0.0	15.0	646168.6
0.4	15.0	601480.6
0.8	15.0	510075.3
1.2	15.0	412676.4
1.6	15.0	317630.7
2.0	15.0	244530.5
-0.4	10.0	7516.3
-0.4	10.5	8792.5
-0.4	11.0	18634.7
-0.4	11.5	36318.0
-0.4	12.0	64171.3
-0.4	12.5	152802.6
-0.4	13.0	219647.2
-0.4	13.5	308987.5
-0.4	14.0	405789.2
-0.4	14.5	608133.3
-0.4	15.0	683611.1
-0.4	15.5	692451.9
-0.4	16.0	653832.0
-0.4	16.5	459144.3
-0.4	17.0	348524.6
-0.4	17.5	255581.6
-0.4	18.0	183363.3
-0.4	18.5	119070.3
-0.4	19.0	50278.9
-0.4	19.5	30135.1
-0.4	20.0	15361.0
-1.2	15.5	547412.4
-0.8	15.5	642054.7
-0.4	15.5	683273.6
0.0	15.5	685700.1
0.4	15.5	617819.5
0.0	13.5	314305.3
0.0	14.0	405717.6
0.0	14.5	599534.9
0.0	15.0	666588.7
0.0	15.5	674775.5
0.0	16.0	639451.0
0.0	16.5	441132.1
0.0	17.0	346163.6
0.0	17.5	251072.1

8/1/2005 9:30:57 AM aligned for analyte Mn 257.610
X viewing position set to 0.0 mm having Peak intensity 674775.5 for Axial viewing
Y viewing position set to 15.5 mm having Peak intensity 674775.5 for Axial viewing

Align View XY Axial for analyte Mn 257.610

X-position	Y-position	Intensity
-2.0	15.0	310811.7
-1.6	15.0	413103.6
-1.2	15.0	538959.3
-0.8	15.0	643503.4
-0.4	15.0	705249.5
0.0	15.0	683476.4

0.4	15.0	620231.2
0.8	15.0	520478.9
1.2	15.0	418697.8
1.6	15.0	324665.0
2.0	15.0	243219.9
-0.4	10.0	6319.8
-0.4	10.5	18262.1
-0.4	11.0	37696.7
-0.4	11.5	65555.8
-0.4	12.0	105865.1
-0.4	12.5	202772.1
-0.4	13.0	295845.2
-0.4	13.5	400151.9
-0.4	14.0	516168.1
-0.4	14.5	663579.5
-0.4	15.0	697006.1
-0.4	15.5	640674.0
-0.4	16.0	575895.2
-0.4	16.5	354316.2
-0.4	17.0	252449.9
-0.4	17.5	180735.6
-0.4	18.0	119096.0
-0.4	18.5	77278.8
-0.4	19.0	31401.5
-0.4	19.5	16197.6
-0.4	20.0	7904.5
-1.2	15.0	548223.8
-0.8	15.0	639683.1
-0.4	15.0	686401.2
0.0	15.0	677050.1
0.4	15.0	601682.9
-0.4	13.0	315650.3
-0.4	13.5	408695.2
-0.4	14.0	510116.6
-0.4	14.5	672279.3
-0.4	15.0	693303.8
-0.4	15.5	656791.1
-0.4	16.0	562610.6
-0.4	16.5	353925.7
-0.4	17.0	244828.9

8/1/2005 9:32:46 AM aligned for analyte Mn 257.610
X viewing position set to -0.4 mm having Peak intensity 693303.8 for Axial viewing
Y viewing position set to 15.0 mm having Peak intensity 693303.8 for Axial viewing

==========

==========

Align View X Radial for analyte Mn 257.610

X-position	Y-position	Intensity
-7.0	15.0	11421.3
-6.5	15.0	15391.3
-6.0	15.0	20785.9
-5.5	15.0	27598.4
-5.0	15.0	34869.5
-4.5	15.0	41740.2
-4.0	15.0	50262.6
-3.5	15.0	62750.4
-3.0	15.0	75225.7
-2.5	15.0	94565.5
-2.0	15.0	109316.9
-1.5	15.0	149288.6
-1.0	15.0	214683.3
-0.5	15.0	297577.2
0.0	15.0	406723.9
0.5	15.0	351233.6
1.0	15.0	253951.6
1.5	15.0	160080.5
2.0	15.0	79867.2
2.5	15.0	31504.1
3.0	15.0	15631.0
3.5	15.0	18196.3
4.0	15.0	20300.4
4.5	15.0	19513.5

5.0	15.0	21104.0
5.5	15.0	21249.1
6.0	15.0	16197.8
6.5	15.0	9381.4
7.0	15.0	5798.4

8/1/2005 9:35:38 AM aligned for analyte Mn 257.610
X viewing position set to 0.0 mm having Peak intensity 406723.9 for Radial viewing

Nebulizer Parameters: Hg_ReAlign

Analyte	**Back Pressure**	**Flow**
All	175.0 kPa	0.50 L/min

8/1/2005 9:50:48 AM Hg ReAlign... Actual peak offset (nm): -0.001
Drift (nm): 0.000 Slit adjustment: 0

Analysis Begun

Start Time: 8/1/2005 9:51:21 AM **Plasma On Time:** 8/1/2005 8:40:30 AM
Logged In Analyst: metals **Technique:** ICP Continuous
Spectrometer Model: Optima 4300 DV, S/N 077N0060101 **Autosampler Model:** AS-93plus

Sample Information File: C:\pe\Administrator\Sample Information\RLCRISET.sif
Batch ID:
Results Data Set: PE050801
Results Library: C:\pe\Administrator\Results\Results.mdb

Method Loaded
Method Name: ARIIEC5 **Method Last Saved:** 7/25/2005 4:57:40 PM
IEC File: IEC25.iec **MSF File:**
Method Description: 12Axial Elements

Analyte	Calibration Equation	Processing	View	Internal Standard	IEC
Ag 328.068	Lin Thru 0	Peak Area	Axial	ScA 357.253	Yes
Al 308.215	Lin Thru 0	Peak Area	Radial	ScR 361.383	Yes
As 188.979	Lin Thru 0	Peak Area	Axial	ScA 357.253	Yes
B 249.677	Lin Thru 0	Peak Area	Radial	ScR 361.383	Yes
Ba 233.527	Lin Thru 0	Peak Area	Radial	ScR 361.383	Yes
Be 313.042	Lin Thru 0	Peak Area	Radial	ScR 361.383	Yes
Ca 317.933	Lin Thru 0	Peak Area	Radial	ScR 361.383	No
Cd 228.802	Lin Thru 0	Peak Area	Axial	ScA 357.253	Yes
Co 228.616	Lin Thru 0	Peak Area	Axial	ScA 357.253	Yes
Cr 267.716	Lin Thru 0	Peak Area	Radial	ScR 361.383	Yes
Cu 324.752	Lin Thru 0	Peak Area	Axial	ScA 357.253	Yes
Fe 273.955	Lin Thru 0	Peak Area	Radial	ScR 361.383	Yes
K 766.490	Lin Thru 0	Peak Area	Radial	ScR 361.383	No
Mg 279.077	Lin Thru 0	Peak Area	Radial	ScR 361.383	Yes
Mn 257.610	Lin Thru 0	Peak Area	Radial	ScR 361.383	Yes
Mo 202.031	Lin Thru 0	Peak Area	Axial	ScA 357.253	Yes
Na 589.592	Lin Thru 0	Peak Area	Radial	ScR 361.383	No
Na 330.237	Lin Thru 0	Peak Area	Radial	ScR 361.383	Yes
Ni 231.604	Lin Thru 0	Peak Area	Radial	ScR 361.383	Yes
Pb 220.353	Lin Thru 0	Peak Area	Axial	ScA 357.253	Yes
Sb 206.836	Lin Thru 0	Peak Area	Axial	ScA 357.253	Yes
Se 196.026	Lin Thru 0	Peak Area	Axial	ScA 357.253	Yes
Si 288.158	Lin Thru 0	Peak Area	Radial	ScR 361.383	Yes
Sn 189.927	Lin Thru 0	Peak Area	Axial	ScA 357.253	Yes
Sr 421.552	Lin Thru 0	Peak Area	Radial	ScR 361.383	No
Ti 334.903	Lin Thru 0	Peak Area	Radial	ScR 361.383	Yes
Tl 190.801	Lin Thru 0	Peak Area	Axial	ScA 357.253	Yes
V 292.402	Lin Thru 0	Peak Area	Axial	ScA 357.253	Yes
Zn 206.200	Lin Thru 0	Peak Area	Radial	ScR 361.383	Yes
ScA 357.253	Lin, Calc Int	Peak Area	Axial	n/a	n/a
ScR 361.383	Lin, Calc Int	Peak Area	Radial	n/a	n/a

Sequence No.: 1 **Autosampler Location:** 1
Sample ID: Calib Blank 1 **Date Collected:** 8/1/2005 9:51:21 AM
Analyst: **Data Type:** Original
Initial Sample Wt: **Initial Sample Vol:**
Dilution: **Sample Prep Vol:**

Nebulizer Parameters: Calib Blank 1

Analyte	Back Pressure	Flow
All	175.0 kPa	0.50 L/min

Mean Data: Calib Blank 1

Analyte	Mean Corrected Intensity	Std.Dev.	RSD	Conc.	Calib Units
ScA 357.253	1498863.2	7293.48	0.49%	100.0	%
ScR 361.383	132648.3	1129.94	0.85%	100.0	%
Ag 328.068†	-553.8	19.51	3.52%	[0.00]	mg/L
Al 308.215†	-192.3	9.47	4.93%	[0.00]	mg/L

As 188.979†	22.8	1.66	7.27%	[0.00]	mg/L
B 249.677†	-9.8	4.10	41.96%	[0.00]	mg/L
Ba 233.527†	38.6	4.36	11.29%	[0.00]	mg/L
Be 313.042†	1582.5	42.00	2.65%	[0.00]	mg/L
Ca 317.933†	332.7	59.43	17.86%	[0.00]	mg/L
Cd 228.802†	212.7	3.51	1.65%	[0.00]	mg/L
Co 228.616†	152.5	6.08	3.98%	[0.00]	mg/L
Cr 267.716†	-166.0	9.61	5.79%	[0.00]	mg/L
Cu 324.752†	1530.9	70.33	4.59%	[0.00]	mg/L
Fe 273.955†	-19.1	3.45	18.06%	[0.00]	mg/L
K 766.490†	2481.4	6.41	0.26%	[0.00]	mg/L
Mg 279.077†	-382.2	5.29	1.39%	[0.00]	mg/L
Mn 257.610†	349.3	3.43	0.98%	[0.00]	mg/L
Mo 202.031†	-3.2	3.47	109.34%	[0.00]	mg/L
Na 589.592†	-1307.0	17.21	1.32%	[0.00]	mg/L
Na 330.237†	-437.4	9.38	2.14%	[0.00]	mg/L
Ni 231.604†	9.2	6.48	70.10%	[0.00]	mg/L
Pb 220.353†	198.4	1.15	0.58%	[0.00]	mg/L
Sb 206.836†	26.5	2.00	7.54%	[0.00]	mg/L
Se 196.026†	-69.0	4.60	6.66%	[0.00]	mg/L
Si 288.158†	-69.8	7.94	11.38%	[0.00]	mg/L
Sn 189.927†	9.2	5.99	65.40%	[0.00]	mg/L
Sr 421.552†	-1171.5	59.33	5.06%	[0.00]	mg/L
Ti 334.903†	-473.3	9.90	2.09%	[0.00]	mg/L
Tl 190.801†	-24.0	2.65	11.05%	[0.00]	mg/L
V 292.402†	-478.9	28.07	5.86%	[0.00]	mg/L
Zn 206.200†	-17.9	0.89	4.97%	[0.00]	mg/L

Sequence No.: 2
Sample ID: STD2
Analyst:
Initial Sample Wt:
Dilution:

Autosampler Location: 2
Date Collected: 8/1/2005 9:57:42 AM
Data Type: Original
Initial Sample Vol:
Sample Prep Vol:

Nebulizer Parameters: STD2

Analyte	Back Pressure	Flow
All	174.0 kPa	0.50 L/min

Mean Data: STD2

Analyte	Mean Corrected Intensity	Std.Dev.	RSD	Conc.	Calib Units
ScA 357.253	1500297.9	2263.21	0.15%	100.1	%
ScR 361.383	132761.6	595.26	0.45%	100.1	%
Ba 233.527†	56087.3	231.33	0.41%	[10]	mg/L
Cd 228.802†	396330.5	263.16	0.07%	[10]	mg/L
Co 228.616†	408859.9	533.28	0.13%	[10]	mg/L
Cr 267.716†	95321.3	300.92	0.32%	[10]	mg/L
Cu 324.752†	2675521.8	1159.93	0.04%	[10]	mg/L
Mn 257.610†	396669.8	2338.01	0.59%	[10]	mg/L
V 292.402†	2869219.8	1697.47	0.06%	[10]	mg/L

Sequence No.: 3 **Autosampler Location: 3**
Sample ID: STD3 **Date Collected: 8/1/2005 10:01:55 AM**
Analyst: **Data Type: Original**
Initial Sample Wt: **Initial Sample Vol:**
Dilution: **Sample Prep Vol:**

Nebulizer Parameters: STD3

Analyte	Back Pressure	Flow
All	175.0 kPa	0.50 L/min

Mean Data: STD3

Analyte	Mean Corrected Intensity	Std.Dev.	RSD	Conc.	Calib Units
ScA 357.253	1487673.4	7112.12	0.48%	99.25	%
ScR 361.383	132944.5	146.65	0.11%	100.2	%
Ag 328.068†	332260.9	547.77	0.16%	[1.0]	mg/L
As 188.979†	11205.2	60.20	0.54%	[10]	mg/L
B 249.677†	56589.3	309.32	0.55%	[10]	mg/L
Be 313.042†	3929226.8	3594.85	0.09%	[5.0]	mg/L
Na 589.592†	336105.0	1117.47	0.33%	[50]	mg/L
Ni 231.604†	37400.7	172.07	0.46%	[10]	mg/L
Pb 220.353†	100280.5	417.08	0.42%	[10]	mg/L
Se 196.026†	16109.1	142.06	0.88%	[10]	mg/L
Sr 421.552†	3469899.2	11202.43	0.32%	[5]	mg/L
Tl 190.801†	12800.4	70.96	0.55%	[10]	mg/L
Zn 206.200†	27166.3	106.98	0.39%	[10]	mg/L

Sequence No.: 4
Sample ID: STD4
Analyst:
Initial Sample Wt:
Dilution:

Autosampler Location: 4
Date Collected: 8/1/2005 10:06:39 AM
Data Type: Original
Initial Sample Vol:
Sample Prep Vol:

Nebulizer Parameters: STD4

Analyte	Back Pressure	Flow
All	175.0 kPa	0.50 L/min

Mean Data: STD4

Analyte	Mean Corrected Intensity	Std.Dev.	RSD	Conc.	Calib Units
ScA 357.253	1505025.9	10598.00	0.70%	100.4	%
ScR 361.383	133748.5	371.16	0.28%	100.8	%
Mo 202.031†	134214.4	1630.51	1.21%	[10]	mg/L
Sb 206.836†	13506.1	138.76	1.03%	[10]	mg/L
Si 288.158†	16577.3	21.11	0.13%	[10]	mg/L
Sn 189.927†	50942.5	687.00	1.35%	[10]	mg/L
Ti 334.903†	243615.3	245.08	0.10%	[10]	mg/L

Sequence No.: 5
Sample ID: STD5
Analyst:
Initial Sample Wt:
Dilution:

Autosampler Location: 5
Date Collected: 8/1/2005 10:11:16 AM
Data Type: Original
Initial Sample Vol:
Sample Prep Vol:

Nebulizer Parameters: STD5

Analyte	Back Pressure	Flow
All	175.0 kPa	0.50 L/min

Mean Data: STD5

Analyte	Mean Corrected Intensity	Std.Dev.	RSD	Conc.	Calib Units
ScA 357.253	1455644.0	6284.07	0.43%	97.12	%
ScR 361.383	131069.1	503.03	0.38%	98.81	%
Al 308.215†	48117.8	122.17	0.25%	[30]	mg/L
Ca 317.933†	618698.0	4160.65	0.67%	[30]	mg/L
Fe 273.955†	118041.8	488.02	0.41%	[100]	mg/L
K 766.490†	124765.1	569.07	0.46%	[100]	mg/L
Mg 279.077†	48912.7	83.45	0.17%	[30]	mg/L
Na 330.237†	3252.8	26.02	0.80%	[100]	mg/L

Calibration Summary

Analyte	Stds.	Equation	Intercept	Slope	Curvature	Corr. Coef.	Reslope
Ag 328.068	1	Lin Thru 0	0.0	332300	0.00000	1.000000	
Al 308.215	1	Lin Thru 0	0.0	1604	0.00000	1.000000	
As 188.979	1	Lin Thru 0	0.0	1121	0.00000	1.000000	
B 249.677	1	Lin Thru 0	0.0	5659	0.00000	1.000000	
Ba 233.527	1	Lin Thru 0	0.0	5609	0.00000	1.000000	
Be 313.042	1	Lin Thru 0	0.0	785800	0.00000	1.000000	
Ca 317.933	1	Lin Thru 0	0.0	20620	0.00000	1.000000	
Cd 228.802	1	Lin Thru 0	0.0	39630	0.00000	1.000000	
Co 228.616	1	Lin Thru 0	0.0	40890	0.00000	1.000000	
Cr 267.716	1	Lin Thru 0	0.0	9532	0.00000	1.000000	
Cu 324.752	1	Lin Thru 0	0.0	267600	0.00000	1.000000	
Fe 273.955	1	Lin Thru 0	0.0	1180	0.00000	1.000000	
K 766.490	1	Lin Thru 0	0.0	1248	0.00000	1.000000	
Mg 279.077	1	Lin Thru 0	0.0	1630	0.00000	1.000000	
Mn 257.610	1	Lin Thru 0	0.0	39670	0.00000	1.000000	
Mo 202.031	1	Lin Thru 0	0.0	13420	0.00000	1.000000	
Na 589.592	1	Lin Thru 0	0.0	6722	0.00000	1.000000	
Na 330.237	1	Lin Thru 0	0.0	32.53	0.00000	1.000000	
Ni 231.604	1	Lin Thru 0	0.0	3740	0.00000	1.000000	
Pb 220.353	1	Lin Thru 0	0.0	10030	0.00000	1.000000	
Sb 206.836	1	Lin Thru 0	0.0	1351	0.00000	1.000000	
Se 196.026	1	Lin Thru 0	0.0	1611	0.00000	1.000000	
Si 288.158	1	Lin Thru 0	0.0	1658	0.00000	1.000000	
Sn 189.927	1	Lin Thru 0	0.0	5094	0.00000	1.000000	
Sr 421.552	1	Lin Thru 0	0.0	694000	0.00000	1.000000	
Ti 334.903	1	Lin Thru 0	0.0	24360	0.00000	1.000000	
Tl 190.801	1	Lin Thru 0	0.0	1280	0.00000	1.000000	
V 292.402	1	Lin Thru 0	0.0	286900	0.00000	1.000000	
Zn 206.200	1	Lin Thru 0	0.0	2717	0.00000	1.000000	

Analysis Begun

Start Time: 8/1/2005 10:29:51 AM
Logged In Analyst: metals
Spectrometer Model: Optima 4300 DV, S/N 077N0060101
Plasma On Time: 8/1/2005 8:40:30 AM
Technique: ICP Continuous
Autosampler Model: AS-93plus

Sample Information File: C:\pe\Administrator\Sample Information\RLCRISET.sif
Batch ID:
Results Data Set: PE050801
Results Library: C:\pe\Administrator\Results\Results.mdb

Sequence No.: 1
Sample ID: ICV
Analyst:
Initial Sample Wt:
Dilution: 1X
Autosampler Location: 7
Date Collected: 8/1/2005 10:29:51 AM
Data Type: Original
Initial Sample Vol:
Sample Prep Vol:

Nebulizer Parameters: CV

Analyte	Back Pressure	Flow
All	174.0 kPa	0.50 L/min

Mean Data: CV

Analyte	Mean Corrected Intensity	Calib Conc.	Calib Units	Std.Dev.	Sample Conc.	Sample Units	Std.Dev.	RSD
ScA 357.253	1469400.0	98.03	%	0.252				0.26%
ScR 361.383	133638.6	100.7	%	0.23				0.23%
Ag 328.068†	330389.5	0.9946	mg/L	0.00062	0.9946	mg/L	0.00062	0.06%
Al 308.215†	3133.1	1.918	mg/L	0.0022	1.918	mg/L	0.0022	0.11%
As 188.979†	2287.9	2.039	mg/L	0.0151	2.039	mg/L	0.0151	0.74%
B 249.677†	5332.7	0.9450	mg/L	0.00870	0.9450	mg/L	0.00870	0.92%
Ba 233.527†	5363.3	0.9558	mg/L	0.00520	0.9558	mg/L	0.00520	0.54%
Be 313.042†	751459.8	0.9546	mg/L	0.00325	0.9546	mg/L	0.00325	0.34%
Ca 317.933†	41089.3	1.992	mg/L	0.0085	1.992	mg/L	0.0085	0.43%
Cd 228.802†	41205.6	1.037	mg/L	0.0009	1.037	mg/L	0.0009	0.09%
Co 228.616†	40495.2	0.9890	mg/L	0.00200	0.9890	mg/L	0.00200	0.20%
Cr 267.716†	9064.5	0.9498	mg/L	0.00669	0.9498	mg/L	0.00669	0.70%
Cu 324.752†	278937.8	1.042	mg/L	0.0005	1.042	mg/L	0.0005	0.05%
Fe 273.955†	2360.3	1.997	mg/L	0.0019	1.997	mg/L	0.0019	0.10%
K 766.490†	24657.7	19.76	mg/L	0.103	19.76	mg/L	0.103	0.52%
Mg 279.077†	3199.6	1.965	mg/L	0.0093	1.965	mg/L	0.0093	0.47%
Mn 257.610†	37992.3	0.9581	mg/L	0.00408	0.9581	mg/L	0.00408	0.43%
Mo 202.031†	13071.9	0.9739	mg/L	0.00109	0.9739	mg/L	0.00109	0.11%
Na 589.592†	326014.4	48.50	mg/L	0.160	48.50	mg/L	0.160	0.33%
Na 330.237†	1579.5	48.55	mg/L	0.255	48.55	mg/L	0.255	0.53%
Ni 231.604†	3590.7	0.9615	mg/L	0.00450	0.9615	mg/L	0.00450	0.47%
Pb 220.353†	19611.8	1.957	mg/L	0.0053	1.957	mg/L	0.0053	0.27%
Sb 206.836†	2799.6	2.072	mg/L	0.0104	2.072	mg/L	0.0104	0.50%
Se 196.026†	3232.1	2.007	mg/L	0.0072	2.007	mg/L	0.0072	0.36%
Si 288.158†	3342.8	2.018	mg/L	0.0063	2.018	mg/L	0.0063	0.31%
Sn 189.927†	4626.6	0.9118	mg/L	0.00360	0.9118	mg/L	0.00360	0.39%
Sr 421.552†	675616.9	0.9735	mg/L	0.00328	0.9735	mg/L	0.00328	0.34%
Ti 334.903†	23251.8	0.9531	mg/L	0.00349	0.9531	mg/L	0.00349	0.37%
Tl 190.801†	2540.6	1.982	mg/L	0.0119	1.982	mg/L	0.0119	0.60%
V 292.402†	287362.1	1.009	mg/L	0.0004	1.009	mg/L	0.0004	0.04%
Zn 206.200†	2612.8	0.9614	mg/L	0.00775	0.9614	mg/L	0.00775	0.81%

Sequence No.: 2
Sample ID: CB
Analyst:
Initial Sample Wt:
Dilution: 1X

Autosampler Location: 1
Date Collected: 8/1/2005 10:36:03 AM
Data Type: Original
Initial Sample Vol:
Sample Prep Vol:

Nebulizer Parameters: CB

Analyte	Back Pressure	Flow
All	175.0 kPa	0.50 L/min

Mean Data: CB

Analyte	Mean Corrected Intensity	Calib Conc.	Calib Units	Std.Dev.	Sample Conc.	Sample Units	Std.Dev.	RSD
ScA 357.253	1477321.6	98.56	%	0.485				0.49%
ScR 361.383	132012.2	99.52	%	0.202				0.20%
Ag 328.068†	68.2	0.00021	mg/L	0.000151	0.00021	mg/L	0.000151	73.67%
Al 308.215†	5.3	0.00330	mg/L	0.007462	0.00330	mg/L	0.007462	226.33%
As 188.979†	3.2	0.00282	mg/L	0.002394	0.00282	mg/L	0.002394	84.92%
B 249.677†	39.4	0.00697	mg/L	0.000703	0.00697	mg/L	0.000703	10.09%
Ba 233.527†	-1.9	-0.00034	mg/L	0.000745	-0.00034	mg/L	0.000745	217.33%
Be 313.042†	3.0	0.00000	mg/L	0.000020	0.00000	mg/L	0.000020	517.25%
Ca 317.933†	12.6	0.00061	mg/L	0.001285	0.00061	mg/L	0.001285	210.95%
Cd 228.802†	5.3	0.00013	mg/L	0.000092	0.00013	mg/L	0.000092	71.07%
Co 228.616†	-2.1	-0.00005	mg/L	0.000036	-0.00005	mg/L	0.000036	70.89%
Cr 267.716†	-4.1	-0.00043	mg/L	0.000646	-0.00043	mg/L	0.000646	150.73%
Cu 324.752†	109.7	0.00041	mg/L	0.000084	0.00041	mg/L	0.000084	20.45%
Fe 273.955†	-0.6	-0.00055	mg/L	0.002459	-0.00055	mg/L	0.002459	449.99%
K 766.490†	58.4	0.04677	mg/L	0.015404	0.04677	mg/L	0.015404	32.93%
Mg 279.077†	6.1	0.00373	mg/L	0.002169	0.00373	mg/L	0.002169	58.21%
Mn 257.610†	-3.3	-0.00008	mg/L	0.000097	-0.00008	mg/L	0.000097	116.46%
Mo 202.031†	13.0	0.00097	mg/L	0.000113	0.00097	mg/L	0.000113	11.70%
Na 589.592†	339.5	0.05051	mg/L	0.007984	0.05051	mg/L	0.007984	15.81%
Na 330.237†	17.5	0.5375	mg/L	0.07252	0.5375	mg/L	0.07252	13.49%
Ni 231.604†	-2.0	-0.00053	mg/L	0.001460	-0.00053	mg/L	0.001460	274.38%
Pb 220.353†	13.0	0.00130	mg/L	0.000378	0.00130	mg/L	0.000378	29.18%
Sb 206.836†	0.7	0.00055	mg/L	0.001011	0.00055	mg/L	0.001011	184.63%
Se 196.026†	2.8	0.00173	mg/L	0.001431	0.00173	mg/L	0.001431	82.83%
Si 288.158†	17.5	0.01055	mg/L	0.007117	0.01055	mg/L	0.007117	67.45%
Sn 189.927†	13.0	0.00255	mg/L	0.000569	0.00255	mg/L	0.000569	22.30%
Sr 421.552†	14.9	0.00002	mg/L	0.000023	0.00002	mg/L	0.000023	107.15%
Ti 334.903†	25.0	0.00103	mg/L	0.000092	0.00103	mg/L	0.000092	9.01%
Tl 190.801†	-1.6	-0.00126	mg/L	0.003265	-0.00126	mg/L	0.003265	258.10%
V 292.402†	0.2	0.00000	mg/L	0.000104	0.00000	mg/L	0.000104	>999.9%
Zn 206.200†	1.8	0.00065	mg/L	0.000564	0.00065	mg/L	0.000564	86.21%

Sequence No.: 3
Sample ID: RLSTD
Analyst:
Initial Sample Wt:
Dilution: 1X

Autosampler Location: 11
Date Collected: 8/1/2005 10:42:25 AM
Data Type: Original
Initial Sample Vol:
Sample Prep Vol:

Nebulizer Parameters: RLSTD

Analyte	Back Pressure	Flow
All	174.0 kPa	0.50 L/min

Mean Data: RLSTD

Analyte	Mean Corrected Intensity	Calib Conc.	Calib Units	Std.Dev.	Sample Conc.	Sample Units	Std.Dev.	RSD
ScA 357.253	1489997.5	99.41	%	0.315				0.32%
ScR 361.383	131495.8	99.13	%	0.263				0.27%
Ag 328.068†	953.6	0.00287	mg/L	0.000054	0.00287	mg/L	0.000054	1.89%
Al 308.215†	92.9	0.05779	mg/L	0.003175	0.05779	mg/L	0.003175	5.49%
As 188.979†	56.2	0.05013	mg/L	0.002502	0.05013	mg/L	0.002502	4.99%
B 249.677†	122.4	0.02164	mg/L	0.001219	0.02164	mg/L	0.001219	5.63%
Ba 233.527†	12.9	0.00230	mg/L	0.000100	0.00230	mg/L	0.000100	4.33%
Be 313.042†	757.1	0.00096	mg/L	0.000045	0.00096	mg/L	0.000045	4.69%
Ca 317.933†	1057.8	0.05129	mg/L	0.000683	0.05129	mg/L	0.000683	1.33%
Cd 228.802†	86.6	0.00212	mg/L	0.000010	0.00212	mg/L	0.000010	0.45%
Co 228.616†	115.5	0.00282	mg/L	0.000161	0.00282	mg/L	0.000161	5.71%
Cr 267.716†	42.9	0.00448	mg/L	0.000086	0.00448	mg/L	0.000086	1.93%
Cu 324.752†	582.9	0.00218	mg/L	0.000092	0.00218	mg/L	0.000092	4.20%
Fe 273.955†	61.1	0.05176	mg/L	0.000663	0.05176	mg/L	0.000663	1.28%
K 766.490†	659.9	0.5289	mg/L	0.01988	0.5289	mg/L	0.01988	3.76%
Mg 279.077†	83.8	0.05138	mg/L	0.004453	0.05138	mg/L	0.004453	8.67%
Mn 257.610†	38.4	0.00097	mg/L	0.000061	0.00097	mg/L	0.000061	6.28%
Mo 202.031†	68.9	0.00513	mg/L	0.000081	0.00513	mg/L	0.000081	1.59%
Na 589.592†	3542.2	0.5270	mg/L	0.00142	0.5270	mg/L	0.00142	0.27%
Na 330.237†	15.7	0.4815	mg/L	0.36712	0.4815	mg/L	0.36712	76.25%
Ni 231.604†	39.0	0.01046	mg/L	0.000934	0.01046	mg/L	0.000934	8.93%
Pb 220.353†	199.7	0.01994	mg/L	0.000244	0.01994	mg/L	0.000244	1.23%
Sb 206.836†	69.7	0.05169	mg/L	0.001192	0.05169	mg/L	0.001192	2.31%
Se 196.026†	84.6	0.05252	mg/L	0.000851	0.05252	mg/L	0.000851	1.62%
Si 288.158†	126.6	0.07640	mg/L	0.001770	0.07640	mg/L	0.001770	2.32%
Sn 189.927†	58.2	0.01151	mg/L	0.000815	0.01151	mg/L	0.000815	7.08%
Sr 421.552†	738.4	0.00106	mg/L	0.000097	0.00106	mg/L	0.000097	9.09%
Ti 334.903†	126.3	0.00518	mg/L	0.000906	0.00518	mg/L	0.000906	17.51%
Tl 190.801†	61.0	0.04765	mg/L	0.000987	0.04765	mg/L	0.000987	2.07%
V 292.402†	836.7	0.00295	mg/L	0.000174	0.00295	mg/L	0.000174	5.89%
Zn 206.200†	20.5	0.00755	mg/L	0.000277	0.00755	mg/L	0.000277	3.68%

Sequence No.: 4
Sample ID: CRI
Analyst:
Initial Sample Wt:
Dilution: 1X

Autosampler Location: 8
Date Collected: 8/1/2005 10:48:49 AM
Data Type: Original
Initial Sample Vol:
Sample Prep Vol:

Nebulizer Parameters: CRI

Analyte	Back Pressure	Flow
All	175.0 kPa	0.50 L/min

Mean Data: CRI

Analyte	Mean Corrected Intensity	Calib Conc.	Calib Units	Calib Std.Dev.	Sample Conc.	Sample Units	Sample Std.Dev.	RSD
ScA 357.253	1472122.7	98.22	%	0.348				0.35%
ScR 361.383	131738.4	99.31	%	0.121				0.12%
Ag 328.068†	2016.6	0.00608	mg/L	0.000143	0.00608	mg/L	0.000143	2.36%
Al 308.215†	166.2	0.1033	mg/L	0.00430	0.1033	mg/L	0.00430	4.16%
As 188.979†	117.0	0.1043	mg/L	0.00227	0.1043	mg/L	0.00227	2.17%
B 249.677†	237.7	0.04203	mg/L	0.000390	0.04203	mg/L	0.000390	0.93%
Ba 233.527†	29.8	0.00529	mg/L	0.000181	0.00529	mg/L	0.000181	3.42%
Be 313.042†	1625.1	0.00206	mg/L	0.000027	0.00206	mg/L	0.000027	1.32%
Ca 317.933†	2210.1	0.1072	mg/L	0.00169	0.1072	mg/L	0.00169	1.58%
Cd 228.802†	169.9	0.00415	mg/L	0.000083	0.00415	mg/L	0.000083	1.99%
Co 228.616†	242.9	0.00593	mg/L	0.000159	0.00593	mg/L	0.000159	2.68%
Cr 267.716†	85.8	0.00898	mg/L	0.000616	0.00898	mg/L	0.000616	6.86%
Cu 324.752†	1174.1	0.00439	mg/L	0.000075	0.00439	mg/L	0.000075	1.70%
Fe 273.955†	128.3	0.1086	mg/L	0.00315	0.1086	mg/L	0.00315	2.90%
K 766.490†	1287.7	1.032	mg/L	0.0421	1.032	mg/L	0.0421	4.08%
Mg 279.077†	174.3	0.1068	mg/L	0.00192	0.1068	mg/L	0.00192	1.80%
Mn 257.610†	75.8	0.00191	mg/L	0.000019	0.00191	mg/L	0.000019	0.99%
Mo 202.031†	138.3	0.01031	mg/L	0.000233	0.01031	mg/L	0.000233	2.26%
Na 589.592†	7090.6	1.055	mg/L	0.0047	1.055	mg/L	0.0047	0.45%
Na 330.237†	36.0	1.105	mg/L	0.3094	1.105	mg/L	0.3094	28.00%
Ni 231.604†	82.0	0.02200	mg/L	0.000362	0.02200	mg/L	0.000362	1.64%
Pb 220.353†	412.7	0.04119	mg/L	0.000649	0.04119	mg/L	0.000649	1.58%
Sb 206.836†	146.7	0.1087	mg/L	0.00183	0.1087	mg/L	0.00183	1.68%
Se 196.026†	175.1	0.1087	mg/L	0.00403	0.1087	mg/L	0.00403	3.71%
Si 288.158†	239.7	0.1446	mg/L	0.00050	0.1446	mg/L	0.00050	0.34%
Sn 189.927†	99.2	0.01967	mg/L	0.000848	0.01967	mg/L	0.000848	4.31%
Sr 421.552†	1398.8	0.00202	mg/L	0.000023	0.00202	mg/L	0.000023	1.15%
Ti 334.903†	254.1	0.01042	mg/L	0.000274	0.01042	mg/L	0.000274	2.63%
Tl 190.801†	128.8	0.1007	mg/L	0.00124	0.1007	mg/L	0.00124	1.23%
V 292.402†	1753.4	0.00618	mg/L	0.000042	0.00618	mg/L	0.000042	0.67%
Zn 206.200†	39.6	0.01458	mg/L	0.001511	0.01458	mg/L	0.001511	10.36%

Sequence No.: 5
Sample ID: ICSA
Analyst:
Initial Sample Wt:
Dilution: 1X

Autosampler Location: 9
Date Collected: 8/1/2005 10:55:11 AM
Data Type: Original
Initial Sample Vol:
Sample Prep Vol:

Nebulizer Parameters: ICSA

Analyte	Back Pressure	Flow
All	174.0 kPa	0.50 L/min

Mean Data: ICSA

Analyte	Mean Corrected Intensity	Calib Conc.	Calib Units	Calib Std.Dev.	Sample Conc.	Sample Units	Sample Std.Dev.	RSD
ScA 357.253	1417942.5	94.60	%	0.681				0.72%
ScR 361.383	132039.9	99.54	%	0.303				0.30%
Ag 328.068†	-3328.5	-0.00073	mg/L	0.000071	-0.00073	mg/L	0.000071	9.65%
Al 308.215†	315472.7	196.7	mg/L	0.20	196.7	mg/L	0.20	0.10%
As 188.979†	55.8	0.02376	mg/L	0.000883	0.02376	mg/L	0.000883	3.72%
B 249.677†	30.0	0.00537	mg/L	0.001064	0.00537	mg/L	0.001064	19.81%
Ba 233.527†	67.4	-0.00153	mg/L	0.000632	-0.00153	mg/L	0.000632	41.44%
Be 313.042†	24.1	0.00003	mg/L	0.000031	0.00003	mg/L	0.000031	112.48%
Ca 317.933†	2024412.3	98.16	mg/L	0.342	98.16	mg/L	0.342	0.35%
Cd 228.802†	62.6	-0.00001	mg/L	0.000109	-0.00001	mg/L	0.000109	>999.9%
Co 228.616†	46.5	0.00063	mg/L	0.000222	0.00063	mg/L	0.000222	35.02%
Cr 267.716†	199.4	0.00642	mg/L	0.001345	0.00642	mg/L	0.001345	20.94%
Cu 324.752†	-4839.7	-0.00095	mg/L	0.000157	-0.00095	mg/L	0.000157	16.55%
Fe 273.955†	233189.1	197.5	mg/L	0.74	197.5	mg/L	0.74	0.38%
K 766.490†	-85.0	-0.06811	mg/L	0.014973	-0.06811	mg/L	0.014973	21.98%
Mg 279.077†	163083.6	99.88	mg/L	0.145	99.88	mg/L	0.145	0.15%
Mn 257.610†	163.4	-0.00100	mg/L	0.000095	-0.00100	mg/L	0.000095	9.47%
Mo 202.031†	33.4	0.00107	mg/L	0.000276	0.00107	mg/L	0.000276	25.87%
Na 589.592†	295.8	0.04400	mg/L	0.002264	0.04400	mg/L	0.002264	5.14%
Na 330.237†	69.5	1.427	mg/L	0.2376	1.427	mg/L	0.2376	16.65%
Ni 231.604†	-3.9	-0.00102	mg/L	0.001028	-0.00102	mg/L	0.001028	100.48%
Pb 220.353†	-231.8	0.01109	mg/L	0.000320	0.01109	mg/L	0.000320	2.89%
Sb 206.836†	56.1	0.03611	mg/L	0.000446	0.03611	mg/L	0.000446	1.24%
Se 196.026†	-40.2	-0.00405	mg/L	0.007898	-0.00405	mg/L	0.007898	194.83%
Si 288.158†	59.0	0.03562	mg/L	0.001460	0.03562	mg/L	0.001460	4.10%
Sn 189.927†	-125.5	-0.01432	mg/L	0.002949	-0.01432	mg/L	0.002949	20.60%
Sr 421.552†	909.7	0.00131	mg/L	0.000017	0.00131	mg/L	0.000017	1.27%
Ti 334.903†	130.0	0.00533	mg/L	0.000078	0.00533	mg/L	0.000078	1.46%
Tl 190.801†	-43.4	-0.01292	mg/L	0.002814	-0.01292	mg/L	0.002814	21.78%
V 292.402†	507.2	0.00192	mg/L	0.000072	0.00192	mg/L	0.000072	3.74%
Zn 206.200†	12.7	0.00313	mg/L	0.001264	0.00313	mg/L	0.001264	40.35%

Sequence No.: 6
Sample ID: ICSAB
Analyst:
Initial Sample Wt:
Dilution: 1X

Autosampler Location: 10
Date Collected: 8/1/2005 11:01:37 AM
Data Type: Original
Initial Sample Vol:
Sample Prep Vol:

Nebulizer Parameters: ICSAB

Analyte	Back Pressure	Flow
All	174.0 kPa	0.50 L/min

Mean Data: ICSAB

Analyte	Mean Corrected Intensity	Calib Conc.	Calib Units	Calib Std.Dev.	Sample Conc.	Sample Units	Sample Std.Dev.	RSD
ScA 357.253	1421110.0	94.81	%	0.080				0.08%
ScR 361.383	134656.8	101.5	%	0.45				0.44%
Ag 328.068†	345405.7	1.049	mg/L	0.0027	1.049	mg/L	0.0027	0.26%
Al 308.215†	326492.9	203.5	mg/L	0.44	203.5	mg/L	0.44	0.21%
As 188.979†	1207.0	1.050	mg/L	0.0076	1.050	mg/L	0.0076	0.72%
B 249.677†	-17.8	-0.00174	mg/L	0.001414	-0.00174	mg/L	0.001414	81.38%
Ba 233.527†	5706.5	1.003	mg/L	0.0043	1.003	mg/L	0.0043	0.43%
Be 313.042†	784180.1	0.9962	mg/L	0.00353	0.9962	mg/L	0.00353	0.35%
Ca 317.933†	2035064.5	98.68	mg/L	0.315	98.68	mg/L	0.315	0.32%
Cd 228.802†	41222.3	1.037	mg/L	0.0031	1.037	mg/L	0.0031	0.30%
Co 228.616†	39330.5	0.9611	mg/L	0.00498	0.9611	mg/L	0.00498	0.52%
Cr 267.716†	9409.1	0.9718	mg/L	0.00617	0.9718	mg/L	0.00617	0.64%
Cu 324.752†	281153.3	1.069	mg/L	0.0032	1.069	mg/L	0.0032	0.30%
Fe 273.955†	242273.5	205.2	mg/L	1.15	205.2	mg/L	1.15	0.56%
K 766.490†	-257.1	-0.2061	mg/L	0.03826	-0.2061	mg/L	0.03826	18.57%
Mg 279.077†	168053.6	102.9	mg/L	0.12	102.9	mg/L	0.12	0.12%
Mn 257.610†	39463.1	0.9898	mg/L	0.00316	0.9898	mg/L	0.00316	0.32%
Mo 202.031†	44.5	0.00179	mg/L	0.000673	0.00179	mg/L	0.000673	37.55%
Na 589.592†	311.6	0.04636	mg/L	0.002973	0.04636	mg/L	0.002973	6.41%
Na 330.237†	71.5	1.241	mg/L	0.2523	1.241	mg/L	0.2523	20.33%
Ni 231.604†	3615.7	0.9675	mg/L	0.00712	0.9675	mg/L	0.00712	0.74%
Pb 220.353†	9294.5	0.9633	mg/L	0.00530	0.9633	mg/L	0.00530	0.55%
Sb 206.836†	1473.6	1.075	mg/L	0.0026	1.075	mg/L	0.0026	0.24%
Se 196.026†	1627.0	1.032	mg/L	0.0056	1.032	mg/L	0.0056	0.54%
Si 288.158†	-28.9	-0.01541	mg/L	0.005776	-0.01541	mg/L	0.005776	37.48%
Sn 189.927†	-128.3	-0.01302	mg/L	0.000532	-0.01302	mg/L	0.000532	4.09%
Sr 421.552†	1408.4	0.00203	mg/L	0.000039	0.00203	mg/L	0.000039	1.93%
Ti 334.903†	174.6	0.00695	mg/L	0.000997	0.00695	mg/L	0.000997	14.35%
Tl 190.801†	1196.7	0.9499	mg/L	0.00486	0.9499	mg/L	0.00486	0.51%
V 292.402†	291097.8	1.022	mg/L	0.0034	1.022	mg/L	0.0034	0.33%
Zn 206.200†	2613.9	0.9603	mg/L	0.00662	0.9603	mg/L	0.00662	0.69%

Sequence No.: 7
Sample ID: CV
Analyst:
Initial Sample Wt:
Dilution: 1X

Autosampler Location: 7
Date Collected: 8/1/2005 11:09:16 AM
Data Type: Original
Initial Sample Vol:
Sample Prep Vol:

Nebulizer Parameters: CV

Analyte	Back Pressure	Flow
All	175.0 kPa	0.50 L/min

Mean Data: CV

Analyte	Mean Corrected Intensity	Calib Conc.	Calib Units	Std.Dev.	Sample Conc.	Sample Units	Std.Dev.	RSD
ScA 357.253	1463036.0	97.61	%	0.191				0.20%
ScR 361.383	133084.2	100.3	%	1.21				1.20%
Ag 328.068†	331629.7	0.9983	mg/L	0.00341	0.9983	mg/L	0.00341	0.34%
Al 308.215†	3165.5	1.938	mg/L	0.0274	1.938	mg/L	0.0274	1.41%
As 188.979†	2289.5	2.040	mg/L	0.0058	2.040	mg/L	0.0058	0.28%
B 249.677†	5345.7	0.9473	mg/L	0.01037	0.9473	mg/L	0.01037	1.10%
Ba 233.527†	5421.9	0.9662	mg/L	0.01441	0.9662	mg/L	0.01441	1.49%
Be 313.042†	752285.6	0.9556	mg/L	0.00212	0.9556	mg/L	0.00212	0.22%
Ca 317.933†	41138.9	1.995	mg/L	0.0034	1.995	mg/L	0.0034	0.17%
Cd 228.802†	41397.7	1.042	mg/L	0.0017	1.042	mg/L	0.0017	0.16%
Co 228.616†	40845.1	0.9975	mg/L	0.00435	0.9975	mg/L	0.00435	0.44%
Cr 267.716†	9107.2	0.9542	mg/L	0.01366	0.9542	mg/L	0.01366	1.43%
Cu 324.752†	279455.0	1.044	mg/L	0.0028	1.044	mg/L	0.0028	0.27%
Fe 273.955†	2383.4	2.017	mg/L	0.0275	2.017	mg/L	0.0275	1.37%
K 766.490†	24471.4	19.61	mg/L	0.099	19.61	mg/L	0.099	0.50%
Mg 279.077†	3230.5	1.984	mg/L	0.0304	1.984	mg/L	0.0304	1.53%
Mn 257.610†	38216.3	0.9638	mg/L	0.00274	0.9638	mg/L	0.00274	0.28%
Mo 202.031†	13024.5	0.9703	mg/L	0.00558	0.9703	mg/L	0.00558	0.58%
Na 589.592†	326872.7	48.63	mg/L	0.101	48.63	mg/L	0.101	0.21%
Na 330.237†	1590.2	48.88	mg/L	0.623	48.88	mg/L	0.623	1.27%
Ni 231.604†	3629.2	0.9718	mg/L	0.01671	0.9718	mg/L	0.01671	1.72%
Pb 220.353†	19519.7	1.948	mg/L	0.0091	1.948	mg/L	0.0091	0.47%
Sb 206.836†	2797.5	2.070	mg/L	0.0073	2.070	mg/L	0.0073	0.35%
Se 196.026†	3245.6	2.015	mg/L	0.0085	2.015	mg/L	0.0085	0.42%
Si 288.158†	3385.9	2.044	mg/L	0.0283	2.044	mg/L	0.0283	1.38%
Sn 189.927†	4648.1	0.9160	mg/L	0.00170	0.9160	mg/L	0.00170	0.19%
Sr 421.552†	677594.8	0.9764	mg/L	0.00273	0.9764	mg/L	0.00273	0.28%
Ti 334.903†	23323.0	0.9560	mg/L	0.00247	0.9560	mg/L	0.00247	0.26%
Tl 190.801†	2538.7	1.980	mg/L	0.0034	1.980	mg/L	0.0034	0.17%
V 292.402†	288240.3	1.012	mg/L	0.0035	1.012	mg/L	0.0035	0.34%
Zn 206.200†	2645.8	0.9735	mg/L	0.01419	0.9735	mg/L	0.01419	1.46%

Sequence No.: 8
Sample ID: CB
Analyst:
Initial Sample Wt:
Dilution: 1X

Autosampler Location: 1
Date Collected: 8/1/2005 11:15:29 AM
Data Type: Original
Initial Sample Vol:
Sample Prep Vol:

Nebulizer Parameters: CB

Analyte	Back Pressure	Flow
All	174.0 kPa	0.50 L/min

Mean Data: CB

Analyte	Mean Corrected Intensity	Calib Conc.	Calib Units	Calib Std.Dev.	Sample Conc.	Sample Units	Sample Std.Dev.	RSD
ScA 357.253	1474967.9	98.41	%	0.207				0.21%
ScR 361.383	131647.9	99.25	%	0.735				0.74%
Ag 328.068†	25.3	0.00008	mg/L	0.000096	0.00008	mg/L	0.000096	126.17%
Al 308.215†	7.4	0.00459	mg/L	0.002534	0.00459	mg/L	0.002534	55.24%
As 188.979†	3.8	0.00338	mg/L	0.005380	0.00338	mg/L	0.005380	159.10%
B 249.677†	22.7	0.00401	mg/L	0.001399	0.00401	mg/L	0.001399	34.91%
Ba 233.527†	-1.6	-0.00028	mg/L	0.000291	-0.00028	mg/L	0.000291	103.42%
Be 313.042†	25.7	0.00003	mg/L	0.000035	0.00003	mg/L	0.000035	107.07%
Ca 317.933†	11.2	0.00055	mg/L	0.001383	0.00055	mg/L	0.001383	253.50%
Cd 228.802†	7.5	0.00018	mg/L	0.000066	0.00018	mg/L	0.000066	35.68%
Co 228.616†	-3.5	-0.00009	mg/L	0.000274	-0.00009	mg/L	0.000274	310.20%
Cr 267.716†	-2.7	-0.00028	mg/L	0.000668	-0.00028	mg/L	0.000668	239.51%
Cu 324.752†	201.2	0.00075	mg/L	0.000076	0.00075	mg/L	0.000076	10.09%
Fe 273.955†	4.5	0.00379	mg/L	0.000691	0.00379	mg/L	0.000691	18.26%
K 766.490†	50.5	0.04045	mg/L	0.054248	0.04045	mg/L	0.054248	134.10%
Mg 279.077†	2.0	0.00123	mg/L	0.002211	0.00123	mg/L	0.002211	179.18%
Mn 257.610†	1.3	0.00003	mg/L	0.000049	0.00003	mg/L	0.000049	145.82%
Mo 202.031†	10.9	0.00081	mg/L	0.000122	0.00081	mg/L	0.000122	15.04%
Na 589.592†	266.2	0.03960	mg/L	0.007924	0.03960	mg/L	0.007924	20.01%
Na 330.237†	5.1	0.1577	mg/L	0.37164	0.1577	mg/L	0.37164	235.70%
Ni 231.604†	3.0	0.00080	mg/L	0.001201	0.00080	mg/L	0.001201	150.05%
Pb 220.353†	12.2	0.00122	mg/L	0.000549	0.00122	mg/L	0.000549	44.96%
Sb 206.836†	-0.7	-0.00050	mg/L	0.001662	-0.00050	mg/L	0.001662	331.27%
Se 196.026†	4.2	0.00260	mg/L	0.000799	0.00260	mg/L	0.000799	30.75%
Si 288.158†	22.7	0.01368	mg/L	0.002663	0.01368	mg/L	0.002663	19.47%
Sn 189.927†	15.0	0.00294	mg/L	0.000454	0.00294	mg/L	0.000454	15.47%
Sr 421.552†	-7.2	-0.00001	mg/L	0.000071	-0.00001	mg/L	0.000071	684.80%
Ti 334.903†	44.6	0.00183	mg/L	0.000185	0.00183	mg/L	0.000185	10.11%
Tl 190.801†	-3.8	-0.00295	mg/L	0.001272	-0.00295	mg/L	0.001272	43.14%
V 292.402†	7.9	0.00003	mg/L	0.000052	0.00003	mg/L	0.000052	206.05%
Zn 206.200†	4.3	0.00159	mg/L	0.000361	0.00159	mg/L	0.000361	22.79%

==========

Analysis Begun

Start Time: 8/1/2005 11:25:47 AM **Plasma On Time: 8/1/2005 8:40:30 AM**
Logged In Analyst: metals **Technique: ICP Continuous**
Spectrometer Model: Optima 4300 DV, S/N 077N0060101 **Autosampler Model: AS-93plus**

Sample Information File: C:\pe\Administrator\Sample Information\0801.sif
Batch ID:
Results Data Set: PE050801
Results Library: C:\pe\Administrator\Results\Results.mdb

==========

Sequence No.: 1 **Autosampler Location: 21**
Sample ID: DI CHECK **Date Collected: 8/1/2005 11:25:47 AM**
Analyst: JLB **Data Type: Original**
Initial Sample Wt: **Initial Sample Vol:**
Dilution: 1X **Sample Prep Vol:**

Nebulizer Parameters: DI CHECK

Analyte	Back Pressure	Flow
All	175.0 kPa	0.50 L/min

Mean Data: DI CHECK

Analyte	Mean Corrected Intensity	Calib Conc.	Calib Units	Calib Std.Dev.	Sample Conc.	Sample Units	Sample Std.Dev.	RSD
ScA 357.253	1504440.0	100.4	%	0.53				0.53%
ScR 361.383	134078.7	101.1	%	0.74				0.73%
Ag 328.068†	-16.2	-0.00005	mg/L	0.000060	-0.00005	mg/L	0.000060	122.23%
Al 308.215†	16.8	0.01050	mg/L	0.002803	0.01050	mg/L	0.002803	26.70%
As 188.979†	1.2	0.00108	mg/L	0.001187	0.00108	mg/L	0.001187	110.05%
B 249.677†	5.0	0.00089	mg/L	0.000852	0.00089	mg/L	0.000852	95.68%
Ba 233.527†	-2.7	-0.00049	mg/L	0.000493	-0.00049	mg/L	0.000493	101.20%
Be 313.042†	-4.0	-0.00001	mg/L	0.000054	-0.00001	mg/L	0.000054	>999.9%
Ca 317.933†	-10.8	-0.00053	mg/L	0.000535	-0.00053	mg/L	0.000535	101.75%
Cd 228.802†	0.4	0.00001	mg/L	0.000154	0.00001	mg/L	0.000154	>999.9%
Co 228.616†	-6.6	-0.00016	mg/L	0.000115	-0.00016	mg/L	0.000115	69.68%
Cr 267.716†	-0.4	-0.00004	mg/L	0.000453	-0.00004	mg/L	0.000453	>999.9%
Cu 324.752†	-539.6	-0.00202	mg/L	0.000176	-0.00202	mg/L	0.000176	8.75%
Fe 273.955†	2.0	0.00166	mg/L	0.001103	0.00166	mg/L	0.001103	66.62%
K 766.490†	-53.8	-0.04311	mg/L	0.041170	-0.04311	mg/L	0.041170	95.50%
Mg 279.077†	19.5	0.01198	mg/L	0.004744	0.01198	mg/L	0.004744	39.61%
Mn 257.610†	-14.9	-0.00038	mg/L	0.000033	-0.00038	mg/L	0.000033	8.79%
Mo 202.031†	1.3	0.00009	mg/L	0.000206	0.00009	mg/L	0.000206	218.45%
Na 589.592†	15.7	0.00233	mg/L	0.005187	0.00233	mg/L	0.005187	222.28%
Na 330.237†	11.5	0.3538	mg/L	0.48991	0.3538	mg/L	0.48991	138.47%
Ni 231.604†	2.1	0.00057	mg/L	0.001235	0.00057	mg/L	0.001235	215.54%
Pb 220.353†	1.1	0.00011	mg/L	0.000285	0.00011	mg/L	0.000285	262.52%
Sb 206.836†	-1.8	-0.00134	mg/L	0.000223	-0.00134	mg/L	0.000223	16.63%
Se 196.026†	7.6	0.00470	mg/L	0.003466	0.00470	mg/L	0.003466	73.71%
Si 288.158†	14.5	0.00877	mg/L	0.004430	0.00877	mg/L	0.004430	50.49%
Sn 189.927†	6.0	0.00118	mg/L	0.000059	0.00118	mg/L	0.000059	5.05%
Sr 421.552†	-3.2	0.00000	mg/L	0.000052	0.00000	mg/L	0.000052	>999.9%
Ti 334.903†	43.5	0.00178	mg/L	0.000678	0.00178	mg/L	0.000678	38.01%
Tl 190.801†	-2.9	-0.00227	mg/L	0.001698	-0.00227	mg/L	0.001698	74.95%
V 292.402†	25.2	0.00009	mg/L	0.000066	0.00009	mg/L	0.000066	76.13%
Zn 206.200†	-0.1	-0.00005	mg/L	0.000721	-0.00005	mg/L	0.000721	>999.9%

Sequence No.: 2
Sample ID: IH35 MB TWC
Analyst: JLB
Initial Sample Wt:
Dilution: 1X

Autosampler Location: 22
Date Collected: 8/1/2005 11:32:11 AM
Data Type: Original
Initial Sample Vol:
Sample Prep Vol:

DEV

Nebulizer Parameters: IH35 MB TWC

Analyte	Back Pressure	Flow
All	174.0 kPa	0.50 L/min

Mean Data: IH35 MB TWC

Analyte	Mean Corrected Intensity	Calib Conc.	Calib Units	Std.Dev.	Sample Conc.	Sample Units	Std.Dev.	RSD
ScA 357.253	1486443.0	99.17	%	0.287				0.29%
ScR 361.383	131706.8	99.29	%	0.467				0.47%
Ag 328.068†	10.6	0.00003	mg/L	0.000093	0.00003	mg/L	0.000093	288.73%
Al 308.215†	8.9	0.00554	mg/L	0.001232	0.00554	mg/L	0.001232	22.23%
As 188.979†	1.1	0.00099	mg/L	0.001780	0.00099	mg/L	0.001780	179.09%
B 249.677†	1.6	0.00028	mg/L	0.000965	0.00028	mg/L	0.000965	345.89%
Ba 233.527†	-3.8	-0.00068	mg/L	0.000241	-0.00068	mg/L	0.000241	35.29%
Be 313.042†	1.0	0.00000	mg/L	0.000055	0.00000	mg/L	0.000055	>999.9%
Ca 317.933†	136.3	0.00661	mg/L	0.001270	0.00661	mg/L	0.001270	19.22%
Cd 228.802†	0.2	0.00000	mg/L	0.000040	0.00000	mg/L	0.000040	964.59%
Co 228.616†	-10.3	-0.00025	mg/L	0.000117	-0.00025	mg/L	0.000117	46.25%
Cr 267.716†	7.5	0.00078	mg/L	0.000353	0.00078	mg/L	0.000353	45.17%
Cu 324.752†	-141.1	-0.00053	mg/L	0.000127	-0.00053	mg/L	0.000127	24.17%
Fe 273.955†	9.2	0.00782	mg/L	0.001379	0.00782	mg/L	0.001379	17.64%
K 766.490†	44.9	0.03598	mg/L	0.017103	0.03598	mg/L	0.017103	47.54%
Mg 279.077†	2.5	0.00154	mg/L	0.001248	0.00154	mg/L	0.001248	80.90%
Mn 257.610†	1.0	0.00003	mg/L	0.000104	0.00003	mg/L	0.000104	408.17%
Mo 202.031†	6.2	0.00046	mg/L	0.000090	0.00046	mg/L	0.000090	19.33%
Na 589.592†	-14.9	-0.00221	mg/L	0.003222	-0.00221	mg/L	0.003222	145.61%
Na 330.237†	14.8	0.4522	mg/L	0.09602	0.4522	mg/L	0.09602	21.23%
Ni 231.604†	-1.8	-0.00049	mg/L	0.001726	-0.00049	mg/L	0.001726	355.23%
Pb 220.353†	4.7	0.00047	mg/L	0.000798	0.00047	mg/L	0.000798	171.14%
Sb 206.836†	1.5	0.00114	mg/L	0.001739	0.00114	mg/L	0.001739	152.55%
Se 196.026†	9.7	0.00603	mg/L	0.001783	0.00603	mg/L	0.001783	29.59%
Si 288.158†	22.2	0.01337	mg/L	0.004318	0.01337	mg/L	0.004318	32.29%
Sn 189.927†	11.1	0.00218	mg/L	0.000930	0.00218	mg/L	0.000930	42.74%
Sr 421.552†	44.1	0.00006	mg/L	0.000042	0.00006	mg/L	0.000042	65.59%
Ti 334.903†	23.8	0.00098	mg/L	0.000457	0.00098	mg/L	0.000457	46.81%
Tl 190.801†	2.0	0.00154	mg/L	0.002589	0.00154	mg/L	0.002589	168.60%
V 292.402†	1.2	0.00001	mg/L	0.000048	0.00001	mg/L	0.000048	482.95%
Zn 206.200†	27.9	0.01027	mg/L	0.000536	0.01027	mg/L	0.000536	5.22%

Sequence No.: 3
Sample ID: IH66 MB TWC
Analyst: JLB
Initial Sample Wt:
Dilution: 1X

Autosampler Location: 23
Date Collected: 8/1/2005 11:38:35 AM
Data Type: Original
Initial Sample Vol:
Sample Prep Vol:

Nebulizer Parameters: IH66 MB TWC

Analyte	Back Pressure	Flow
All	174.0 kPa	0.50 L/min

Mean Data: IH66 MB TWC

Analyte	Mean Corrected Intensity	Calib Conc.	Calib Units	Calib Std.Dev.	Sample Conc.	Sample Units	Sample Std.Dev.	RSD
ScA 357.253	1503002.7	100.3	%	0.06				0.06%
ScR 361.383	132525.2	99.91	%	0.397				0.40%
Ag 328.068†	-54.6	-0.00016	mg/L	0.000124	-0.00016	mg/L	0.000124	75.87%
Al 308.215†	34.9	0.02178	mg/L	0.004338	0.02178	mg/L	0.004338	19.92%
As 188.979†	4.3	0.00385	mg/L	0.002557	0.00385	mg/L	0.002557	66.32%
B 249.677†	14.7	0.00259	mg/L	0.000307	0.00259	mg/L	0.000307	11.87%
Ba 233.527†	-2.4	-0.00043	mg/L	0.000307	-0.00043	mg/L	0.000307	71.56%
Be 313.042†	-9.3	-0.00001	mg/L	0.000005	-0.00001	mg/L	0.000005	42.63%
Ca 317.933†	675.5	0.03275	mg/L	0.001019	0.03275	mg/L	0.001019	3.11%
Cd 228.802†	1.1	0.00002	mg/L	0.000020	0.00002	mg/L	0.000020	87.52%
Co 228.616†	-11.0	-0.00027	mg/L	0.000261	-0.00027	mg/L	0.000261	97.45%
Cr 267.716†	-4.9	-0.00051	mg/L	0.000141	-0.00051	mg/L	0.000141	27.53%
Cu 324.752†	-216.8	-0.00081	mg/L	0.000060	-0.00081	mg/L	0.000060	7.44%
Fe 273.955†	5.8	0.00488	mg/L	0.001304	0.00488	mg/L	0.001304	26.69%
K 766.490†	3.6	0.00285	mg/L	0.057024	0.00285	mg/L	0.057024	>999.9%
Mg 279.077†	5.5	0.00340	mg/L	0.001871	0.00340	mg/L	0.001871	55.04%
Mn 257.610†	3.7	0.00009	mg/L	0.000105	0.00009	mg/L	0.000105	111.48%
Mo 202.031†	3.7	0.00028	mg/L	0.000258	0.00028	mg/L	0.000258	93.60%
Na 589.592†	2.2	0.00033	mg/L	0.001554	0.00033	mg/L	0.001554	464.97%
Na 330.237†	20.3	0.6237	mg/L	0.35384	0.6237	mg/L	0.35384	56.73%
Ni 231.604†	-1.4	-0.00037	mg/L	0.000566	-0.00037	mg/L	0.000566	154.56%
Pb 220.353†	11.2	0.00112	mg/L	0.000287	0.00112	mg/L	0.000287	25.64%
Sb 206.836†	-1.3	-0.00094	mg/L	0.001087	-0.00094	mg/L	0.001087	115.70%
Se 196.026†	9.0	0.00560	mg/L	0.005333	0.00560	mg/L	0.005333	95.31%
Si 288.158†	12.5	0.00754	mg/L	0.001677	0.00754	mg/L	0.001677	22.23%
Sn 189.927†	8.1	0.00159	mg/L	0.000340	0.00159	mg/L	0.000340	21.43%
Sr 421.552†	158.9	0.00023	mg/L	0.000023	0.00023	mg/L	0.000023	10.09%
Ti 334.903†	-11.6	-0.00047	mg/L	0.000931	-0.00047	mg/L	0.000931	196.03%
Tl 190.801†	-1.9	-0.00150	mg/L	0.000994	-0.00150	mg/L	0.000994	66.41%
V 292.402†	4.3	0.00001	mg/L	0.000036	0.00001	mg/L	0.000036	308.08%
Zn 206.200†	4.3	0.00158	mg/L	0.001190	0.00158	mg/L	0.001190	75.40%

Sequence No.: 4
Sample ID: II29 MB1 WMN
Analyst: JLB
Initial Sample Wt:
Dilution: 1X

PE Sample

Autosampler Location: 24
Date Collected: 8/1/2005 11:44:59 AM
Data Type: Original
Initial Sample Vol:
Sample Prep Vol:

Nebulizer Parameters: II29 MB1 WMN

Analyte	Back Pressure	Flow
All	175.0 kPa	0.50 L/min

DCL

Mean Data: II29 MB1 WMN

Analyte	Mean Corrected Intensity	Calib Conc.	Calib Units	Calib Std.Dev.	Sample Conc.	Sample Units	Sample Std.Dev.	RSD
ScA 357.253	1502005.2	100.2	%	0.73				0.73%
ScR 361.383	134131.1	101.1	%	0.32				0.32%
Ag 328.068†	-38.0	-0.00011	mg/L	0.000180	-0.00011	mg/L	0.000180	157.42%
Al 308.215†	6.8	0.00422	mg/L	0.006560	0.00422	mg/L	0.006560	155.55%
As 188.979†	-0.5	-0.00042	mg/L	0.001638	-0.00042	mg/L	0.001638	394.78%
B 249.677†	-4.6	-0.00082	mg/L	0.002081	-0.00082	mg/L	0.002081	255.02%
Ba 233.527†	-1.3	-0.00024	mg/L	0.000244	-0.00024	mg/L	0.000244	103.55%
Be 313.042†	-23.0	-0.00003	mg/L	0.000024	-0.00003	mg/L	0.000024	81.81%
Ca 317.933†	81.2	0.00394	mg/L	0.001142	0.00394	mg/L	0.001142	28.99%
Cd 228.802†	2.8	0.00007	mg/L	0.000091	0.00007	mg/L	0.000091	126.96%
Co 228.616†	-10.3	-0.00025	mg/L	0.000142	-0.00025	mg/L	0.000142	55.78%
Cr 267.716†	4.6	0.00048	mg/L	0.000511	0.00048	mg/L	0.000511	106.54%
Cu 324.752†	-435.7	-0.00163	mg/L	0.000070	-0.00163	mg/L	0.000070	4.28%
Fe 273.955†	2.4	0.00201	mg/L	0.001151	0.00201	mg/L	0.001151	57.23%
K 766.490†	-17.0	-0.01362	mg/L	0.036502	-0.01362	mg/L	0.036502	267.94%
Mg 279.077†	11.0	0.00677	mg/L	0.001985	0.00677	mg/L	0.001985	29.33%
Mn 257.610†	-11.8	-0.00030	mg/L	0.000074	-0.00030	mg/L	0.000074	24.99%
Mo 202.031†	2.9	0.00022	mg/L	0.000312	0.00022	mg/L	0.000312	144.61%
Na 589.592†	-39.6	-0.00589	mg/L	0.003632	-0.00589	mg/L	0.003632	61.69%
Na 330.237†	-9.2	-0.2839	mg/L	0.46444	-0.2839	mg/L	0.46444	163.57%
Ni 231.604†	1.7	0.00046	mg/L	0.000687	0.00046	mg/L	0.000687	149.66%
Pb 220.353†	3.9	0.00039	mg/L	0.000346	0.00039	mg/L	0.000346	88.18%
Sb 206.836†	-2.8	-0.00210	mg/L	0.001594	-0.00210	mg/L	0.001594	75.99%
Se 196.026†	9.4	0.00581	mg/L	0.002902	0.00581	mg/L	0.002902	49.96%
Si 288.158†	8.7	0.00525	mg/L	0.002451	0.00525	mg/L	0.002451	46.71%
Sn 189.927†	5.4	0.00105	mg/L	0.000660	0.00105	mg/L	0.000660	62.96%
Sr 421.552†	82.6	0.00012	mg/L	0.000033	0.00012	mg/L	0.000033	27.75%
Ti 334.903†	49.2	0.00202	mg/L	0.000085	0.00202	mg/L	0.000085	4.23%
Tl 190.801†	1.0	0.00080	mg/L	0.000928	0.00080	mg/L	0.000928	116.61%
V 292.402†	9.2	0.00003	mg/L	0.000041	0.00003	mg/L	0.000041	116.27%
Zn 206.200†	4.5	0.00167	mg/L	0.000247	0.00167	mg/L	0.000247	14.80%

Sequence No.: 5 A 8.1.05 JLB
Sample ID: IH75 SWC
Analyst: JLB
Initial Sample Wt:
Dilution: 10X

Autosampler Location: 25
Date Collected: 8/1/2005 11:51:23 AM
Data Type: Original
Initial Sample Vol:
Sample Prep Vol:

Nebulizer Parameters: IH75 SWC

Analyte	Back Pressure	Flow
All	174.0 kPa	0.50 L/min

A

Mean Data: IH75 SWC

Analyte	Mean Corrected Intensity	Calib Conc.	Calib Units	Calib Std.Dev.	Sample Conc.	Sample Units	Sample Std.Dev.	RSD
ScA 357.253	1458214.5	97.29	%	0.421				0.43%
ScR 361.383	134262.4	101.2	%	0.59				0.59%
Ag 328.068†	-3091.2	-0.00004	mg/L	0.000151	-0.00042	mg/L	0.001514	361.01%
Al 308.215†	626.5	0.3884	mg/L	0.00814	3.884	mg/L	0.0814	2.10%
As 188.979†	19.0	0.01674	mg/L	0.003015	0.1674	mg/L	0.03015	18.01%
B 249.677†	-37.0	-0.00524	mg/L	0.002686	-0.05243	mg/L	0.026858	51.22%
Ba 233.527†	88.5	0.00076	mg/L	0.000327	0.00763	mg/L	0.003266	42.82%
Be 313.042†	-8.3	-0.00004	mg/L	0.000018	-0.00042	mg/L	0.000177	42.01%
Ca 317.933†	418.3	0.02028	mg/L	0.001184	0.2028	mg/L	0.01184	5.84%
Cd 228.802†	74.4	0.00021	mg/L	0.000059	0.00209	mg/L	0.000590	28.21%
Co 228.616†	819.1	0.01629	mg/L	0.000260	0.1629	mg/L	0.00260	1.60%
Cr 267.716†	3766.7	0.4112	mg/L	0.00176	4.112	mg/L	0.0176	0.43%
Cu 324.752†	82439.6	0.3282	mg/L	0.00241	3.282	mg/L	0.0241	0.73%
Fe 273.955†	258061.9	218.6	mg/L	0.35	2186	mg/L	3.5	0.16%
K 766.490†	-4.7	-0.00379	mg/L	0.029157	-0.03787	mg/L	0.291568	769.91%
Mg 279.077†	264.4	-0.00252	mg/L	0.004072	-0.02518	mg/L	0.040720	161.69%
Mn 257.610†	75615.2	1.904	mg/L	0.0034	19.04	mg/L	0.034	0.18%
Mo 202.031†	1368.1	0.1019	mg/L	0.00051	1.019	mg/L	0.0051	0.50%
Na 589.592†	54.9	0.00816	mg/L	0.003878	0.08162	mg/L	0.038781	47.51%
Na 330.237†	3.4	0.09818	mg/L	0.103131	0.9818	mg/L	1.03131	105.04%
Ni 231.604†	781.7	0.2090	mg/L	0.00052	2.090	mg/L	0.0052	0.25%
Pb 220.353†	115.6	0.01211	mg/L	0.000492	0.1211	mg/L	0.00492	4.06%
Sb 206.836†	31.0	0.01730	mg/L	0.001221	0.1730	mg/L	0.01221	7.06%
Se 196.026†	-36.2	0.00063	mg/L	0.001921	0.00629	mg/L	0.019207	305.32%
Si 288.158†	431.2	0.2609	mg/L	0.00569	2.609	mg/L	0.0569	2.18%
Sn 189.927†	85.4	0.01681	mg/L	0.001001	0.1681	mg/L	0.01001	5.96%
Sr 421.552†	600.9	0.00087	mg/L	0.000038	0.00866	mg/L	0.000381	4.40%
Ti 334.903†	94.4	0.00367	mg/L	0.000455	0.03672	mg/L	0.004553	12.40%
Tl 190.801†	-36.3	-0.00488	mg/L	0.001793	-0.04880	mg/L	0.017931	36.74%
V 292.402†	5511.5	0.02255	mg/L	0.000047	0.2255	mg/L	0.00047	0.21%
Zn 206.200†	70.2	0.02567	mg/L	0.000973	0.2567	mg/L	0.00973	3.79%

Sequence No.: 6
Sample ID: IH66 A TWC
Analyst: JLB
Initial Sample Wt:
Dilution: 1X

Autosampler Location: 26
Date Collected: 8/1/2005 11:57:47 AM
Data Type: Original
Initial Sample Vol:
Sample Prep Vol:

Nebulizer Parameters: IH66 A TWC

Analyte	Back Pressure	Flow
All	174.0 kPa	0.50 L/min

Mean Data: IH66 A TWC

Analyte	Mean Corrected Intensity	Calib Conc.	Calib Units	Std.Dev.	Sample Conc.	Sample Units	Std.Dev.	RSD
ScA 357.253	1479723.2	98.72	%	0.633				0.64%
ScR 361.383	133747.6	100.8	%	0.63				0.62%
Ag 328.068†	-68.6	-0.00017	mg/L	0.000252	-0.00017	mg/L	0.000252	149.78%
Al 308.215†	44.6	0.02776	mg/L	0.006611	0.02776	mg/L	0.006611	23.81%
As 188.979†	6.5	0.00522	mg/L	0.002343	0.00522	mg/L	0.002343	44.87%
B 249.677†	48.3	0.00854	mg/L	0.000932	0.00854	mg/L	0.000932	10.91%
Ba 233.527†	1.1	0.00020	mg/L	0.000355	0.00020	mg/L	0.000355	174.35%
Be 313.042†	-17.3	-0.00002	mg/L	0.000036	-0.00002	mg/L	0.000036	155.67%
Ca 317.933†	116997.4	5.673	mg/L	0.0272	5.673	mg/L	0.0272	0.48%
Cd 228.802†	2.5	0.00006	mg/L	0.000072	0.00006	mg/L	0.000072	130.42%
Co 228.616†	-7.8	-0.00019	mg/L	0.000063	-0.00019	mg/L	0.000063	32.61%
Cr 267.716†	10.3	0.00046	mg/L	0.000648	0.00046	mg/L	0.000648	140.86%
Cu 324.752†	-162.6	-0.00063	mg/L	0.000200	-0.00063	mg/L	0.000200	31.79%
Fe 273.955†	10.3	0.00873	mg/L	0.000458	0.00873	mg/L	0.000458	5.25%
K 766.490†	182.2	0.1460	mg/L	0.01300	0.1460	mg/L	0.01300	8.91%
Mg 279.077†	3396.5	2.083	mg/L	0.0127	2.083	mg/L	0.0127	0.61%
Mn 257.610†	8.3	0.00015	mg/L	0.000129	0.00015	mg/L	0.000129	83.78%
Mo 202.031†	9.6	0.00069	mg/L	0.000162	0.00069	mg/L	0.000162	23.52%
Na 589.592†	18990.4	2.825	mg/L	0.0158	2.825	mg/L	0.0158	0.56%
Na 330.237†	111.3	3.380	mg/L	0.6511	3.380	mg/L	0.6511	19.26%
Ni 231.604†	0.2	0.00005	mg/L	0.000794	0.00005	mg/L	0.000794	>999.9%
Pb 220.353†	13.2	0.00132	mg/L	0.000716	0.00132	mg/L	0.000716	54.22%
Sb 206.836†	4.1	0.00270	mg/L	0.002460	0.00270	mg/L	0.002460	91.20%
Se 196.026†	3.9	0.00239	mg/L	0.002980	0.00239	mg/L	0.002980	124.53%
Si 288.158†	4740.0	2.859	mg/L	0.0195	2.859	mg/L	0.0195	0.68%
Sn 189.927†	-5.7	-0.00053	mg/L	0.000746	-0.00053	mg/L	0.000746	141.52%
Sr 421.552†	13016.7	0.01876	mg/L	0.000147	0.01876	mg/L	0.000147	0.78%
Ti 334.903†	22.1	0.00091	mg/L	0.001318	0.00091	mg/L	0.001318	145.49%
Tl 190.801†	-0.0	-0.00002	mg/L	0.003258	-0.00002	mg/L	0.003258	>999.9%
V 292.402†	260.5	0.00092	mg/L	0.000066	0.00092	mg/L	0.000066	7.17%
Zn 206.200†	9.8	0.00359	mg/L	0.000928	0.00359	mg/L	0.000928	25.87%

Sequence No.: 7
Sample ID: IH66 B TWC
Analyst: JLB
Initial Sample Wt:
Dilution: 1X

Autosampler Location: 27
Date Collected: 8/1/2005 12:04:11 PM
Data Type: Original
Initial Sample Vol:
Sample Prep Vol:

Nebulizer Parameters: IH66 B TWC

Analyte	Back Pressure	Flow
All	174.0 kPa	0.50 L/min

Mean Data: IH66 B TWC

Analyte	Mean Corrected Intensity	Calib Conc.	Calib Units	Std.Dev.	Sample Conc.	Sample Units	Std.Dev.	RSD
ScA 357.253	1479897.7	98.73	%	0.629				0.64%
ScR 361.383	135698.8	102.3	%	0.54				0.53%
Ag 328.068†	-28.4	-0.00005	mg/L	0.000157	-0.00005	mg/L	0.000157	287.45%
Al 308.215†	34.5	0.02147	mg/L	0.001833	0.02147	mg/L	0.001833	8.54%
As 188.979†	3.5	0.00268	mg/L	0.000438	0.00268	mg/L	0.000438	16.35%
B 249.677†	44.1	0.00780	mg/L	0.000104	0.00780	mg/L	0.000104	1.34%
Ba 233.527†	-0.1	-0.00001	mg/L	0.000362	-0.00001	mg/L	0.000362	>999.9%
Be 313.042†	-57.5	-0.00007	mg/L	0.000032	-0.00007	mg/L	0.000032	42.21%
Ca 317.933†	93771.5	4.547	mg/L	0.0093	4.547	mg/L	0.0093	0.21%
Cd 228.802†	-1.0	-0.00003	mg/L	0.000110	-0.00003	mg/L	0.000110	375.68%
Co 228.616†	-13.4	-0.00033	mg/L	0.000107	-0.00033	mg/L	0.000107	32.42%
Cr 267.716†	-4.1	-0.00094	mg/L	0.000159	-0.00094	mg/L	0.000159	16.86%
Cu 324.752†	-250.6	-0.00095	mg/L	0.000270	-0.00095	mg/L	0.000270	28.29%
Fe 273.955†	10.5	0.00890	mg/L	0.002069	0.00890	mg/L	0.002069	23.25%
K 766.490†	102.4	0.08206	mg/L	0.024117	0.08206	mg/L	0.024117	29.39%
Mg 279.077†	2823.6	1.732	mg/L	0.0009	1.732	mg/L	0.0009	0.05%
Mn 257.610†	11.5	0.00024	mg/L	0.000179	0.00024	mg/L	0.000179	73.52%
Mo 202.031†	7.1	0.00050	mg/L	0.000153	0.00050	mg/L	0.000153	30.43%
Na 589.592†	14634.8	2.177	mg/L	0.0014	2.177	mg/L	0.0014	0.06%
Na 330.237†	78.2	2.371	mg/L	0.2131	2.371	mg/L	0.2131	8.99%
Ni 231.604†	-0.4	-0.00010	mg/L	0.001456	-0.00010	mg/L	0.001456	>999.9%
Pb 220.353†	7.9	0.00079	mg/L	0.000467	0.00079	mg/L	0.000467	59.35%
Sb 206.836†	3.5	0.00235	mg/L	0.001304	0.00235	mg/L	0.001304	55.50%
Se 196.026†	9.2	0.00570	mg/L	0.002737	0.00570	mg/L	0.002737	48.00%
Si 288.158†	3175.6	1.916	mg/L	0.0136	1.916	mg/L	0.0136	0.71%
Sn 189.927†	-2.8	-0.00007	mg/L	0.000909	-0.00007	mg/L	0.000909	>999.9%
Sr 421.552†	9556.3	0.01377	mg/L	0.000040	0.01377	mg/L	0.000040	0.29%
Ti 334.903†	49.1	0.00202	mg/L	0.000640	0.00202	mg/L	0.000640	31.75%
Tl 190.801†	-3.2	-0.00251	mg/L	0.004148	-0.00251	mg/L	0.004148	164.94%
V 292.402†	316.0	0.00110	mg/L	0.000051	0.00110	mg/L	0.000051	4.66%
Zn 206.200†	7.8	0.00285	mg/L	0.000764	0.00285	mg/L	0.000764	26.82%

Sequence No.: 8
Sample ID: SPEX21
Analyst: JLB
Initial Sample Wt:
Dilution: 1X

Autosampler Location: 28
Date Collected: 8/1/2005 12:10:35 PM
Data Type: Original
Initial Sample Vol:
Sample Prep Vol:

Nebulizer Parameters: SPEX21

Analyte	Back Pressure	Flow
All	175.0 kPa	0.50 L/min

Mean Data: SPEX21

Analyte	Mean Corrected Intensity	Calib Conc.	Calib Units	Std.Dev.	Sample Conc.	Sample Units	Std.Dev.	RSD
ScA 357.253	1464809.5	97.73	%	0.539				0.55%
ScR 361.383	132702.2	100.0	%	0.45				0.45%
Ag 328.068†	-128.0	-0.00009	mg/L	0.000302	-0.00009	mg/L	0.000302	321.50%
Al 308.215†	126.7	0.00699	mg/L	0.005327	0.00699	mg/L	0.005327	76.17%
As 188.979†	2289.9	2.038	mg/L	0.0067	2.038	mg/L	0.0067	0.33%
B 249.677†	-25.8	0.00094	mg/L	0.000873	0.00094	mg/L	0.000873	93.40%
Ba 233.527†	-0.6	-0.00087	mg/L	0.000339	-0.00087	mg/L	0.000339	39.10%
Be 313.042†	1542159.0	1.959	mg/L	0.0016	1.959	mg/L	0.0016	0.08%
Ca 317.933†	41753.7	2.025	mg/L	0.0027	2.025	mg/L	0.0027	0.13%
Cd 228.802†	80354.1	2.025	mg/L	0.0031	2.025	mg/L	0.0031	0.15%
Co 228.616†	83849.5	2.048	mg/L	0.0033	2.048	mg/L	0.0033	0.16%
Cr 267.716†	18971.2	1.988	mg/L	0.0052	1.988	mg/L	0.0052	0.26%
Cu 324.752†	555691.4	2.076	mg/L	0.0048	2.076	mg/L	0.0048	0.23%
Fe 273.955†	2427.0	2.051	mg/L	0.0162	2.051	mg/L	0.0162	0.79%
K 766.490†	-18.9	-0.01511	mg/L	0.007185	-0.01511	mg/L	0.007185	47.55%
Mg 279.077†	3320.9	2.044	mg/L	0.0178	2.044	mg/L	0.0178	0.87%
Mn 257.610†	79601.0	2.007	mg/L	0.0073	2.007	mg/L	0.0073	0.36%
Mo 202.031†	26475.7	1.972	mg/L	0.0111	1.972	mg/L	0.0111	0.56%
Na 589.592†	39.7	0.00591	mg/L	0.003026	0.00591	mg/L	0.003026	51.24%
Na 330.237†	14.1	0.4497	mg/L	0.11229	0.4497	mg/L	0.11229	24.97%
Ni 231.604†	7525.7	2.014	mg/L	0.0098	2.014	mg/L	0.0098	0.49%
Pb 220.353†	19944.0	1.992	mg/L	0.0090	1.992	mg/L	0.0090	0.45%
Sb 206.836†	2805.1	2.056	mg/L	0.0025	2.056	mg/L	0.0025	0.12%
Se 196.026†	3262.0	2.025	mg/L	0.0040	2.025	mg/L	0.0040	0.20%
Si 288.158†	113.2	0.07234	mg/L	0.003736	0.07234	mg/L	0.003736	5.16%
Sn 189.927†	-17.4	0.00002	mg/L	0.000189	0.00002	mg/L	0.000189	861.99%
Sr 421.552†	1381338.0	1.990	mg/L	0.0035	1.990	mg/L	0.0035	0.17%
Ti 334.903†	47584.0	1.951	mg/L	0.0065	1.951	mg/L	0.0065	0.33%
Tl 190.801†	2671.1	2.081	mg/L	0.0052	2.081	mg/L	0.0052	0.25%
V 292.402†	587764.7	2.064	mg/L	0.0026	2.064	mg/L	0.0026	0.13%
Zn 206.200†	5242.7	1.929	mg/L	0.0098	1.929	mg/L	0.0098	0.51%

Sequence No.: 9
Sample ID: SPEX7A
Analyst: JLB
Initial Sample Wt:
Dilution: 1X

Autosampler Location: 29
Date Collected: 8/1/2005 12:17:18 PM
Data Type: Original
Initial Sample Vol:
Sample Prep Vol:

Nebulizer Parameters: SPEX7A

Analyte	Back Pressure	Flow
All	175.0 kPa	0.50 L/min

Mean Data: SPEX7A

Analyte	Mean Corrected Intensity	Calib Conc.	Calib Units	Std.Dev.	Sample Conc.	Sample Units	Std.Dev.	RSD
ScA 357.253	1478227.7	98.62	%	0.443				0.45%
ScR 361.383	132049.6	99.55	%	0.324				0.33%
Ag 328.068†	337237.9	1.015	mg/L	0.0010	1.015	mg/L	0.0010	0.10%
Al 308.215†	3236.0	2.018	mg/L	0.0074	2.018	mg/L	0.0074	0.37%
As 188.979†	1.5	0.00112	mg/L	0.003263	0.00112	mg/L	0.003263	291.19%
B 249.677†	11601.2	2.050	mg/L	0.0088	2.050	mg/L	0.0088	0.43%
Ba 233.527†	11380.7	2.029	mg/L	0.0018	2.029	mg/L	0.0018	0.09%
Be 313.042†	14.5	0.00002	mg/L	0.000030	0.00002	mg/L	0.000030	161.27%
Ca 317.933†	127.4	0.00618	mg/L	0.000964	0.00618	mg/L	0.000964	15.61%
Cd 228.802†	10.0	0.00018	mg/L	0.000065	0.00018	mg/L	0.000065	36.37%
Co 228.616†	26.5	0.00005	mg/L	0.000149	0.00005	mg/L	0.000149	272.39%
Cr 267.716†	3.6	0.00037	mg/L	0.000410	0.00037	mg/L	0.000410	109.96%
Cu 324.752†	550.1	0.00206	mg/L	0.000075	0.00206	mg/L	0.000075	3.63%
Fe 273.955†	7.1	0.00605	mg/L	0.000779	0.00605	mg/L	0.000779	12.87%
K 766.490†	25163.3	20.17	mg/L	0.090	20.17	mg/L	0.090	0.45%
Mg 279.077†	10.9	0.00670	mg/L	0.003341	0.00670	mg/L	0.003341	49.83%
Mn 257.610†	0.9	0.00001	mg/L	0.000180	0.00001	mg/L	0.000180	>999.9%
Mo 202.031†	22.1	0.00165	mg/L	0.000362	0.00165	mg/L	0.000362	21.94%
Na 589.592†	13980.5	2.080	mg/L	0.0062	2.080	mg/L	0.0062	0.30%
Na 330.237†	74.5	2.287	mg/L	0.4424	2.287	mg/L	0.4424	19.34%
Ni 231.604†	4.6	0.00122	mg/L	0.001113	0.00122	mg/L	0.001113	91.13%
Pb 220.353†	13.0	0.00164	mg/L	0.000480	0.00164	mg/L	0.000480	29.25%
Sb 206.836†	2.8	0.00208	mg/L	0.001705	0.00208	mg/L	0.001705	82.02%
Se 196.026†	13.8	0.00854	mg/L	0.005512	0.00854	mg/L	0.005512	64.57%
Si 288.158†	15852.2	9.563	mg/L	0.0140	9.563	mg/L	0.0140	0.15%
Sn 189.927†	9.2	0.00180	mg/L	0.000586	0.00180	mg/L	0.000586	32.54%
Sr 421.552†	89.0	0.00013	mg/L	0.000011	0.00013	mg/L	0.000011	8.60%
Ti 334.903†	27.2	0.00112	mg/L	0.000801	0.00112	mg/L	0.000801	71.76%
Tl 190.801†	1.8	0.00140	mg/L	0.001449	0.00140	mg/L	0.001449	103.45%
V 292.402†	-19.3	-0.00006	mg/L	0.000096	-0.00006	mg/L	0.000096	151.63%
Zn 206.200†	17.8	0.00654	mg/L	0.000905	0.00654	mg/L	0.000905	13.82%

Sequence No.: 10
Sample ID: IH66 MBSPK TWC
Analyst: JLB
Initial Sample Wt:
Dilution: 1X

Autosampler Location: 30
Date Collected: 8/1/2005 12:23:42 PM
Data Type: Original
Initial Sample Vol:
Sample Prep Vol:

Nebulizer Parameters: IH66 MBSPK TWC

Analyte	Back Pressure	Flow
All	175.0 kPa	0.50 L/min

Mean Data: IH66 MBSPK TWC

Analyte	Mean Corrected Intensity	Calib Conc.	Calib Units	Std.Dev.	Sample Conc.	Sample Units	Std.Dev.	RSD
ScA 357.253	1474047.4	98.34	%	0.853				0.87%
ScR 361.383	135142.4	101.9	%	0.73				0.72%
Ag 328.068†	167548.1	0.5045	mg/L	0.00420	0.5045	mg/L	0.00420	0.83%
Al 308.215†	3287.6	2.041	mg/L	0.0171	2.041	mg/L	0.0171	0.84%
As 188.979†	2332.4	2.080	mg/L	0.0167	2.080	mg/L	0.0167	0.80%
B 249.677†	60.9	0.01145	mg/L	0.000685	0.01145	mg/L	0.000685	5.98%
Ba 233.527†	11515.3	2.053	mg/L	0.0184	2.053	mg/L	0.0184	0.90%
Be 313.042†	386068.5	0.4904	mg/L	0.00042	0.4904	mg/L	0.00042	0.09%
Ca 317.933†	204928.5	9.937	mg/L	0.0059	9.937	mg/L	0.0059	0.06%
Cd 228.802†	20756.6	0.5208	mg/L	0.00536	0.5208	mg/L	0.00536	1.03%
Co 228.616†	20629.5	0.5039	mg/L	0.00347	0.5039	mg/L	0.00347	0.69%
Cr 267.716†	4807.0	0.5011	mg/L	0.00465	0.5011	mg/L	0.00465	0.93%
Cu 324.752†	134753.5	0.5039	mg/L	0.00427	0.5039	mg/L	0.00427	0.85%
Fe 273.955†	2499.0	2.116	mg/L	0.0153	2.116	mg/L	0.0153	0.72%
K 766.490†	12155.8	9.743	mg/L	0.0618	9.743	mg/L	0.0618	0.63%
Mg 279.077†	16812.2	10.31	mg/L	0.087	10.31	mg/L	0.087	0.84%
Mn 257.610†	19887.9	0.5016	mg/L	0.00441	0.5016	mg/L	0.00441	0.88%
Mo 202.031†	24.6	0.00165	mg/L	0.000187	0.00165	mg/L	0.000187	11.31%
Na 589.592†	67452.6	10.03	mg/L	0.013	10.03	mg/L	0.013	0.13%
Na 330.237†	358.5	10.82	mg/L	0.207	10.82	mg/L	0.207	1.91%
Ni 231.604†	1898.0	0.5076	mg/L	0.00466	0.5076	mg/L	0.00466	0.92%
Pb 220.353†	20071.6	2.002	mg/L	0.0195	2.002	mg/L	0.0195	0.98%
Sb 206.836†	14.8	0.00463	mg/L	0.000678	0.00463	mg/L	0.000678	14.63%
Se 196.026†	3366.3	2.090	mg/L	0.0182	2.090	mg/L	0.0182	0.87%
Si 288.158†	27.6	0.01767	mg/L	0.001321	0.01767	mg/L	0.001321	7.48%
Sn 189.927†	-23.7	-0.00347	mg/L	0.000615	-0.00347	mg/L	0.000615	17.71%
Sr 421.552†	346413.0	0.4992	mg/L	0.00098	0.4992	mg/L	0.00098	0.20%
Ti 334.903†	58.4	0.00229	mg/L	0.000774	0.00229	mg/L	0.000774	33.85%
Tl 190.801†	2536.3	1.978	mg/L	0.0207	1.978	mg/L	0.0207	1.05%
V 292.402†	146385.0	0.5141	mg/L	0.00396	0.5141	mg/L	0.00396	0.77%
Zn 206.200†	1374.9	0.5059	mg/L	0.00191	0.5059	mg/L	0.00191	0.38%

Sequence No.: 11
Sample ID: CV2
Analyst: JLB
Initial Sample Wt:
Dilution: 1X

Autosampler Location: 7
Date Collected: 8/1/2005 12:30:07 PM
Data Type: Original
Initial Sample Vol:
Sample Prep Vol:

Nebulizer Parameters: CV

Analyte	Back Pressure	Flow
All	175.0 kPa	0.50 L/min

Mean Data: CV

Analyte	Mean Corrected Intensity	Calib Conc.	Calib Units	Std.Dev.	Sample Conc.	Sample Units	Std.Dev.	RSD
ScA 357.253	1459594.1	97.38	%	0.575				0.59%
ScR 361.383	132710.7	100.0	%	0.51				0.51%
Ag 328.068†	332971.1	1.002	mg/L	0.0015	1.002	mg/L	0.0015	0.15%
Al 308.215†	3184.6	1.950	mg/L	0.0068	1.950	mg/L	0.0068	0.35%
As 188.979†	2300.3	2.050	mg/L	0.0154	2.050	mg/L	0.0154	0.75%
B 249.677†	5395.8	0.9562	mg/L	0.00443	0.9562	mg/L	0.00443	0.46%
Ba 233.527†	5506.5	0.9813	mg/L	0.00557	0.9813	mg/L	0.00557	0.57%
Be 313.042†	753901.2	0.9577	mg/L	0.00297	0.9577	mg/L	0.00297	0.31%
Ca 317.933†	41382.0	2.007	mg/L	0.0048	2.007	mg/L	0.0048	0.24%
Cd 228.802†	41685.6	1.049	mg/L	0.0015	1.049	mg/L	0.0015	0.14%
Co 228.616†	41194.2	1.006	mg/L	0.0030	1.006	mg/L	0.0030	0.30%
Cr 267.716†	9199.4	0.9639	mg/L	0.00439	0.9639	mg/L	0.00439	0.45%
Cu 324.752†	280577.8	1.048	mg/L	0.0019	1.048	mg/L	0.0019	0.18%
Fe 273.955†	2388.0	2.021	mg/L	0.0118	2.021	mg/L	0.0118	0.59%
K 766.490†	24589.5	19.71	mg/L	0.129	19.71	mg/L	0.129	0.66%
Mg 279.077†	3274.3	2.011	mg/L	0.0113	2.011	mg/L	0.0113	0.56%
Mn 257.610†	38560.5	0.9724	mg/L	0.00353	0.9724	mg/L	0.00353	0.36%
Mo 202.031†	13054.3	0.9726	mg/L	0.00587	0.9726	mg/L	0.00587	0.60%
Na 589.592†	327124.6	48.66	mg/L	0.027	48.66	mg/L	0.027	0.05%
Na 330.237†	1595.5	49.04	mg/L	0.171	49.04	mg/L	0.171	0.35%
Ni 231.604†	3683.8	0.9864	mg/L	0.00648	0.9864	mg/L	0.00648	0.66%
Pb 220.353†	19583.4	1.955	mg/L	0.0110	1.955	mg/L	0.0110	0.56%
Sb 206.836†	2801.7	2.074	mg/L	0.0117	2.074	mg/L	0.0117	0.56%
Se 196.026†	3255.3	2.021	mg/L	0.0133	2.021	mg/L	0.0133	0.66%
Si 288.158†	3419.9	2.065	mg/L	0.0135	2.065	mg/L	0.0135	0.65%
Sn 189.927†	4718.8	0.9299	mg/L	0.00523	0.9299	mg/L	0.00523	0.56%
Sr 421.552†	680958.5	0.9812	mg/L	0.00249	0.9812	mg/L	0.00249	0.25%
Ti 334.903†	23512.2	0.9638	mg/L	0.00149	0.9638	mg/L	0.00149	0.15%
Tl 190.801†	2559.7	1.997	mg/L	0.0102	1.997	mg/L	0.0102	0.51%
V 292.402†	289644.0	1.017	mg/L	0.0005	1.017	mg/L	0.0005	0.05%
Zn 206.200†	2686.4	0.9885	mg/L	0.00556	0.9885	mg/L	0.00556	0.56%

Sequence No.: 12
Sample ID: CB 2
Analyst: JLB
Initial Sample Wt:
Dilution: 1X

Autosampler Location: 1
Date Collected: 8/1/2005 12:36:20 PM
Data Type: Original
Initial Sample Vol:
Sample Prep Vol:

Nebulizer Parameters: CB

Analyte	Back Pressure	Flow
All	175.0 kPa	0.50 L/min

Mean Data: CB

Analyte	Mean Corrected Intensity	Calib Conc.	Calib Units	Calib Std.Dev.	Sample Conc.	Sample Units	Sample Std.Dev.	RSD
ScA 357.253	1481270.8	98.83	%	0.527				0.53%
ScR 361.383	131383.7	99.05	%	0.262				0.26%
Ag 328.068†	47.0	0.00014	mg/L	0.000269	0.00014	mg/L	0.000269	189.83%
Al 308.215†	7.9	0.00494	mg/L	0.008520	0.00494	mg/L	0.008520	172.59%
As 188.979†	0.8	0.00074	mg/L	0.003487	0.00074	mg/L	0.003487	470.31%
B 249.677†	32.0	0.00564	mg/L	0.001426	0.00564	mg/L	0.001426	25.26%
Ba 233.527†	-3.8	-0.00068	mg/L	0.001549	-0.00068	mg/L	0.001549	226.16%
Be 313.042†	34.6	0.00004	mg/L	0.000017	0.00004	mg/L	0.000017	38.51%
Ca 317.933†	52.7	0.00255	mg/L	0.001897	0.00255	mg/L	0.001897	74.30%
Cd 228.802†	4.6	0.00012	mg/L	0.000048	0.00012	mg/L	0.000048	41.20%
Co 228.616†	-7.5	-0.00018	mg/L	0.000191	-0.00018	mg/L	0.000191	104.82%
Cr 267.716†	-11.5	-0.00121	mg/L	0.001028	-0.00121	mg/L	0.001028	85.02%
Cu 324.752†	122.9	0.00046	mg/L	0.000040	0.00046	mg/L	0.000040	8.83%
Fe 273.955†	4.7	0.00396	mg/L	0.003186	0.00396	mg/L	0.003186	80.48%
K 766.490†	83.6	0.06700	mg/L	0.020049	0.06700	mg/L	0.020049	29.92%
Mg 279.077†	13.5	0.00829	mg/L	0.004012	0.00829	mg/L	0.004012	48.40%
Mn 257.610†	-2.6	-0.00007	mg/L	0.000055	-0.00007	mg/L	0.000055	83.32%
Mo 202.031†	11.7	0.00087	mg/L	0.000079	0.00087	mg/L	0.000079	9.06%
Na 589.592†	206.4	0.03070	mg/L	0.005098	0.03070	mg/L	0.005098	16.60%
Na 330.237†	-3.5	-0.1087	mg/L	0.18443	-0.1087	mg/L	0.18443	169.74%
Ni 231.604†	5.0	0.00135	mg/L	0.001262	0.00135	mg/L	0.001262	93.59%
Pb 220.353†	9.3	0.00093	mg/L	0.000510	0.00093	mg/L	0.000510	54.79%
Sb 206.836†	-1.5	-0.00107	mg/L	0.000721	-0.00107	mg/L	0.000721	67.15%
Se 196.026†	13.5	0.00840	mg/L	0.001953	0.00840	mg/L	0.001953	23.24%
Si 288.158†	23.6	0.01423	mg/L	0.002585	0.01423	mg/L	0.002585	18.17%
Sn 189.927†	16.2	0.00318	mg/L	0.000738	0.00318	mg/L	0.000738	23.18%
Sr 421.552†	68.0	0.00010	mg/L	0.000143	0.00010	mg/L	0.000143	146.13%
Ti 334.903†	10.3	0.00042	mg/L	0.000822	0.00042	mg/L	0.000822	193.83%
Tl 190.801†	3.9	0.00304	mg/L	0.002218	0.00304	mg/L	0.002218	73.06%
V 292.402†	-21.3	-0.00008	mg/L	0.000110	-0.00008	mg/L	0.000110	132.86%
Zn 206.200†	6.0	0.00220	mg/L	0.000884	0.00220	mg/L	0.000884	40.25%

Sequence No.: 13
Sample ID: IH69 MB TWC
Analyst: JLB
Initial Sample Wt:
Dilution: 1X

Autosampler Location: 31
Date Collected: 8/1/2005 12:42:42 PM
Data Type: Original
Initial Sample Vol:
Sample Prep Vol:

Nebulizer Parameters: IH69 MB TWC

Analyte	Back Pressure	Flow
All	175.0 kPa	0.50 L/min

Mean Data: IH69 MB TWC

Analyte	Mean Corrected Intensity	Calib Conc.	Calib Units	Calib Std.Dev.	Sample Conc.	Sample Units	Sample Std.Dev.	RSD
ScA 357.253	1499952.0	100.1	%	0.58				0.58%
ScR 361.383	136098.2	102.6	%	0.69				0.67%
Ag 328.068†	72.6	0.00022	mg/L	0.000128	0.00022	mg/L	0.000128	58.64%
Al 308.215†	34.3	0.02139	mg/L	0.007299	0.02139	mg/L	0.007299	34.13%
As 188.979†	3.5	0.00309	mg/L	0.002152	0.00309	mg/L	0.002152	69.59%
B 249.677†	29.2	0.00517	mg/L	0.001386	0.00517	mg/L	0.001386	26.83%
Ba 233.527†	-1.9	-0.00034	mg/L	0.000207	-0.00034	mg/L	0.000207	60.50%
Be 313.042†	-27.8	-0.00004	mg/L	0.000023	-0.00004	mg/L	0.000023	65.46%
Ca 317.933†	690.9	0.03350	mg/L	0.000919	0.03350	mg/L	0.000919	2.74%
Cd 228.802†	4.9	0.00012	mg/L	0.000026	0.00012	mg/L	0.000026	21.40%
Co 228.616†	-11.3	-0.00028	mg/L	0.000196	-0.00028	mg/L	0.000196	69.91%
Cr 267.716†	-2.4	-0.00025	mg/L	0.000771	-0.00025	mg/L	0.000771	307.35%
Cu 324.752†	-197.5	-0.00074	mg/L	0.000071	-0.00074	mg/L	0.000071	9.55%
Fe 273.955†	7.6	0.00641	mg/L	0.000773	0.00641	mg/L	0.000773	12.06%
K 766.490†	-83.1	-0.06664	mg/L	0.041238	-0.06664	mg/L	0.041238	61.88%
Mg 279.077†	13.1	0.00803	mg/L	0.000837	0.00803	mg/L	0.000837	10.42%
Mn 257.610†	-3.3	-0.00008	mg/L	0.000074	-0.00008	mg/L	0.000074	87.63%
Mo 202.031†	6.8	0.00051	mg/L	0.000082	0.00051	mg/L	0.000082	16.32%
Na 589.592†	145.7	0.02167	mg/L	0.005058	0.02167	mg/L	0.005058	23.34%
Na 330.237†	2.9	0.08762	mg/L	0.050344	0.08762	mg/L	0.050344	57.46%
Ni 231.604†	2.0	0.00054	mg/L	0.000738	0.00054	mg/L	0.000738	136.21%
Pb 220.353†	7.7	0.00077	mg/L	0.000200	0.00077	mg/L	0.000200	26.11%
Sb 206.836†	-1.5	-0.00111	mg/L	0.000982	-0.00111	mg/L	0.000982	88.47%
Se 196.026†	8.8	0.00548	mg/L	0.000384	0.00548	mg/L	0.000384	7.02%
Si 288.158†	25.9	0.01565	mg/L	0.004342	0.01565	mg/L	0.004342	27.74%
Sn 189.927†	7.4	0.00146	mg/L	0.000648	0.00146	mg/L	0.000648	44.30%
Sr 421.552†	240.8	0.00035	mg/L	0.000026	0.00035	mg/L	0.000026	7.43%
Ti 334.903†	53.6	0.00220	mg/L	0.000374	0.00220	mg/L	0.000374	17.00%
Tl 190.801†	0.7	0.00053	mg/L	0.001424	0.00053	mg/L	0.001424	266.97%
V 292.402†	-18.9	-0.00007	mg/L	0.000082	-0.00007	mg/L	0.000082	120.12%
Zn 206.200†	4.6	0.00168	mg/L	0.001359	0.00168	mg/L	0.001359	80.99%

Sequence No.: 14
Sample ID: IH99 MB1 TWC
Analyst: JLB
Initial Sample Wt:
Dilution: 1X

Autosampler Location: 32
Date Collected: 8/1/2005 12:49:06 PM
Data Type: Original
Initial Sample Vol:
Sample Prep Vol:

Nebulizer Parameters: IH99 MB1 TWC

Analyte	Back Pressure	Flow
All	175.0 kPa	0.50 L/min

Mean Data: IH99 MB1 TWC

Analyte	Mean Corrected Intensity	Calib Conc.	Calib Units	Calib Std.Dev.	Sample Conc.	Sample Units	Sample Std.Dev.	RSD
ScA 357.253	1500327.8	100.1	%	0.87				0.87%
ScR 361.383	132619.3	99.98	%	1.007				1.01%
Ag 328.068†	-20.0	-0.00006	mg/L	0.000077	-0.00006	mg/L	0.000077	128.98%
Al 308.215†	14.4	0.00896	mg/L	0.003802	0.00896	mg/L	0.003802	42.44%
As 188.979†	1.5	0.00133	mg/L	0.004035	0.00133	mg/L	0.004035	303.57%
B 249.677†	3.6	0.00064	mg/L	0.000129	0.00064	mg/L	0.000129	20.20%
Ba 233.527†	-4.8	-0.00085	mg/L	0.001289	-0.00085	mg/L	0.001289	151.50%
Be 313.042†	13.5	0.00002	mg/L	0.000004	0.00002	mg/L	0.000004	22.44%
Ca 317.933†	119.6	0.00580	mg/L	0.000940	0.00580	mg/L	0.000940	16.21%
Cd 228.802†	2.2	0.00005	mg/L	0.000176	0.00005	mg/L	0.000176	332.82%
Co 228.616†	-6.9	-0.00017	mg/L	0.000271	-0.00017	mg/L	0.000271	160.19%
Cr 267.716†	-1.7	-0.00018	mg/L	0.000832	-0.00018	mg/L	0.000832	475.11%
Cu 324.752†	-266.5	-0.00100	mg/L	0.000030	-0.00100	mg/L	0.000030	3.01%
Fe 273.955†	4.6	0.00391	mg/L	0.002667	0.00391	mg/L	0.002667	68.21%
K 766.490†	18.5	0.01480	mg/L	0.029869	0.01480	mg/L	0.029869	201.82%
Mg 279.077†	8.5	0.00524	mg/L	0.005254	0.00524	mg/L	0.005254	100.35%
Mn 257.610†	-4.3	-0.00011	mg/L	0.000008	-0.00011	mg/L	0.000008	7.45%
Mo 202.031†	9.9	0.00074	mg/L	0.000070	0.00074	mg/L	0.000070	9.42%
Na 589.592†	34.1	0.00508	mg/L	0.003285	0.00508	mg/L	0.003285	64.70%
Na 330.237†	6.0	0.1848	mg/L	0.44264	0.1848	mg/L	0.44264	239.56%
Ni 231.604†	1.4	0.00037	mg/L	0.002521	0.00037	mg/L	0.002521	686.67%
Pb 220.353†	9.8	0.00098	mg/L	0.000238	0.00098	mg/L	0.000238	24.25%
Sb 206.836†	0.9	0.00070	mg/L	0.000826	0.00070	mg/L	0.000826	118.34%
Se 196.026†	15.0	0.00931	mg/L	0.001724	0.00931	mg/L	0.001724	18.52%
Si 288.158†	21.5	0.01295	mg/L	0.002773	0.01295	mg/L	0.002773	21.41%
Sn 189.927†	6.6	0.00130	mg/L	0.000484	0.00130	mg/L	0.000484	37.28%
Sr 421.552†	105.7	0.00015	mg/L	0.000094	0.00015	mg/L	0.000094	61.65%
Ti 334.903†	9.1	0.00037	mg/L	0.001284	0.00037	mg/L	0.001284	343.49%
Tl 190.801†	1.4	0.00106	mg/L	0.002893	0.00106	mg/L	0.002893	271.66%
V 292.402†	-5.2	-0.00002	mg/L	0.000082	-0.00002	mg/L	0.000082	431.21%
Zn 206.200†	10.3	0.00377	mg/L	0.000406	0.00377	mg/L	0.000406	10.76%

Sequence No.: 15
Sample ID: IH69 A TWC
Analyst: JLB
Initial Sample Wt:
Dilution: 1X

Autosampler Location: 33
Date Collected: 8/1/2005 12:55:31 PM
Data Type: Original
Initial Sample Vol:
Sample Prep Vol:

Nebulizer Parameters: IH69 A TWC

Analyte	Back Pressure	Flow
All	174.0 kPa	0.50 L/min

Mean Data: IH69 A TWC

Analyte	Mean Corrected Intensity	Calib Conc.	Calib Units	Calib Std.Dev.	Sample Conc.	Sample Units	Sample Std.Dev.	RSD
ScA 357.253	1478820.8	98.66	%	0.486				0.49%
ScR 361.383	135024.3	101.8	%	0.67				0.66%
Ag 328.068†	-116.2	-0.00024	mg/L	0.000244	-0.00024	mg/L	0.000244	102.33%
Al 308.215†	7515.6	4.686	mg/L	0.0110	4.686	mg/L	0.0110	0.23%
As 188.979†	3.9	0.00265	mg/L	0.002988	0.00265	mg/L	0.002988	112.54%
B 249.677†	223.0	0.04033	mg/L	0.000686	0.04033	mg/L	0.000686	1.70%
Ba 233.527†	487.1	0.08670	mg/L	0.000777	0.08670	mg/L	0.000777	0.90%
Be 313.042†	-61.4	-0.00008	mg/L	0.000012	-0.00008	mg/L	0.000012	15.96%
Ca 317.933†	70510.4	3.419	mg/L	0.0023	3.419	mg/L	0.0023	0.07%
Cd 228.802†	42.1	0.00104	mg/L	0.000128	0.00104	mg/L	0.000128	12.38%
Co 228.616†	-9.6	-0.00023	mg/L	0.000149	-0.00023	mg/L	0.000149	64.72%
Cr 267.716†	3009.1	0.3157	mg/L	0.00078	0.3157	mg/L	0.00078	0.25%
Cu 324.752†	1577.3	0.00610	mg/L	0.000305	0.00610	mg/L	0.000305	5.01%
Fe 273.955†	2504.7	2.122	mg/L	0.0041	2.122	mg/L	0.0041	0.19%
K 766.490†	1939.8	1.555	mg/L	0.0225	1.555	mg/L	0.0225	1.45%
Mg 279.077†	999.1	0.6114	mg/L	0.00402	0.6114	mg/L	0.00402	0.66%
Mn 257.610†	834.8	0.02097	mg/L	0.000171	0.02097	mg/L	0.000171	0.82%
Mo 202.031†	11.2	0.00081	mg/L	0.000264	0.00081	mg/L	0.000264	32.75%
Na 589.592†	165000.3	24.55	mg/L	0.042	24.55	mg/L	0.042	0.17%
Na 330.237†	837.6	25.72	mg/L	0.215	25.72	mg/L	0.215	0.84%
Ni 231.604†	8.6	0.00229	mg/L	0.000371	0.00229	mg/L	0.000371	16.19%
Pb 220.353†	1.2	0.00144	mg/L	0.000475	0.00144	mg/L	0.000475	32.93%
Sb 206.836†	7.1	0.00034	mg/L	0.001890	0.00034	mg/L	0.001890	552.71%
Se 196.026†	11.4	0.00732	mg/L	0.001811	0.00732	mg/L	0.001811	24.73%
Si 288.158†	3040.1	1.835	mg/L	0.0025	1.835	mg/L	0.0025	0.14%
Sn 189.927†	0.2	0.00041	mg/L	0.000596	0.00041	mg/L	0.000596	145.90%
Sr 421.552†	10541.8	0.01519	mg/L	0.000040	0.01519	mg/L	0.000040	0.26%
Ti 334.903†	50.0	0.00198	mg/L	0.000667	0.00198	mg/L	0.000667	33.68%
Tl 190.801†	-2.0	-0.00139	mg/L	0.002289	-0.00139	mg/L	0.002289	164.99%
V 292.402†	-487.9	0.00067	mg/L	0.000135	0.00067	mg/L	0.000135	20.08%
Zn 206.200†	21.6	0.00782	mg/L	0.001226	0.00782	mg/L	0.001226	15.67%

Sequence No.: 16
Sample ID: IH99 A TWC
Analyst: JLB
Initial Sample Wt:
Dilution: 1X

Autosampler Location: 34
Date Collected: 8/1/2005 1:01:56 PM
Data Type: Original
Initial Sample Vol:
Sample Prep Vol:

Nebulizer Parameters: IH99 A TWC

Analyte	Back Pressure	Flow
All	175.0 kPa	0.50 L/min

Mean Data: IH99 A TWC

Analyte	Mean Corrected Intensity	Calib Conc.	Calib Units	Std.Dev.	Sample Conc.	Sample Units	Std.Dev.	RSD
ScA 357.253	1448317.4	96.63	%	0.213				0.22%
ScR 361.383	134255.3	101.2	%	1.14				1.12%
Ag 328.068†	-217.3	-0.00031	mg/L	0.000159	-0.00031	mg/L	0.000159	52.06%
Al 308.215†	131.7	0.08201	mg/L	0.005201	0.08201	mg/L	0.005201	6.34%
As 188.979†	27.6	0.01973	mg/L	0.003491	0.01973	mg/L	0.003491	17.69%
B 249.677†	242.4	0.04289	mg/L	0.000803	0.04289	mg/L	0.000803	1.87%
Ba 233.527†	413.5	0.07370	mg/L	0.000849	0.07370	mg/L	0.000849	1.15%
Be 313.042†	5.5	0.00000	mg/L	0.000032	0.00000	mg/L	0.000032	>999.9%
Ca 317.933†	1049192.1	50.87	mg/L	0.253	50.87	mg/L	0.253	0.50%
Cd 228.802†	0.3	-0.00003	mg/L	0.000021	-0.00003	mg/L	0.000021	75.75%
Co 228.616†	42.0	0.00099	mg/L	0.000109	0.00099	mg/L	0.000109	11.04%
Cr 267.716†	203.8	0.01222	mg/L	0.000732	0.01222	mg/L	0.000732	5.99%
Cu 324.752†	725.5	0.00240	mg/L	0.000117	0.00240	mg/L	0.000117	4.86%
Fe 273.955†	221.8	0.1878	mg/L	0.00233	0.1878	mg/L	0.00233	1.24%
K 766.490†	7860.0	6.300	mg/L	0.0270	6.300	mg/L	0.0270	0.43%
Mg 279.077†	50390.9	30.91	mg/L	0.052	30.91	mg/L	0.052	0.17%
Mn 257.610†	138.6	0.00284	mg/L	0.000080	0.00284	mg/L	0.000080	2.83%
Mo 202.031†	45.2	0.00293	mg/L	0.000271	0.00293	mg/L	0.000271	9.26%
Na 589.592†	240481.4	35.77	mg/L	0.238	35.77	mg/L	0.238	0.66%
Na 330.237†	1230.7	37.47	mg/L	0.537	37.47	mg/L	0.537	1.43%
Ni 231.604†	27.1	0.00724	mg/L	0.001892	0.00724	mg/L	0.001892	26.13%
Pb 220.353†	23.2	0.00236	mg/L	0.000867	0.00236	mg/L	0.000867	36.68%
Sb 206.836†	19.9	0.01178	mg/L	0.001981	0.01178	mg/L	0.001981	16.81%
Se 196.026†	21.6	0.01345	mg/L	0.002059	0.01345	mg/L	0.002059	15.31%
Si 288.158†	15604.3	9.413	mg/L	0.0266	9.413	mg/L	0.0266	0.28%
Sn 189.927†	-75.7	-0.00953	mg/L	0.001189	-0.00953	mg/L	0.001189	12.48%
Sr 421.552†	205700.2	0.2964	mg/L	0.00182	0.2964	mg/L	0.00182	0.61%
Ti 334.903†	243.3	0.00998	mg/L	0.001594	0.00998	mg/L	0.001594	15.97%
Tl 190.801†	-0.6	-0.00045	mg/L	0.002299	-0.00045	mg/L	0.002299	512.05%
V 292.402†	952.3	0.00348	mg/L	0.000124	0.00348	mg/L	0.000124	3.56%
Zn 206.200†	17.3	0.00588	mg/L	0.001127	0.00588	mg/L	0.001127	19.16%

Sequence No.: 17
Sample ID: IH99 B TWC
Analyst: JLB
Initial Sample Wt:
Dilution: 1X

Autosampler Location: 35
Date Collected: 8/1/2005 1:08:37 PM
Data Type: Original
Initial Sample Vol:
Sample Prep Vol:

Nebulizer Parameters: IH99 B TWC

Analyte	Back Pressure	Flow
All	175.0 kPa	0.50 L/min

Mean Data: IH99 B TWC

Analyte	Mean Corrected Intensity	Calib Conc.	Calib Units	Calib Std.Dev.	Sample Conc.	Sample Units	Sample Std.Dev.	RSD
ScA 357.253	1435579.2	95.78	%	0.560				0.58%
ScR 361.383	132252.4	99.70	%	0.173				0.17%
Ag 328.068†	-488.2	-0.00034	mg/L	0.000114	-0.00034	mg/L	0.000114	33.20%
Al 308.215†	3249.3	2.025	mg/L	0.0265	2.025	mg/L	0.0265	1.31%
As 188.979†	49.4	0.02969	mg/L	0.003555	0.02969	mg/L	0.003555	11.98%
B 249.677†	65.0	0.01155	mg/L	0.001389	0.01155	mg/L	0.001389	12.03%
Ba 233.527†	586.6	0.1043	mg/L	0.00100	0.1043	mg/L	0.00100	0.96%
Be 313.042†	95.2	0.00011	mg/L	0.000022	0.00011	mg/L	0.000022	20.27%
Ca 317.933†	3000030.2	145.5	mg/L	0.22	145.5	mg/L	0.22	0.15%
Cd 228.802†	-0.2	-0.00010	mg/L	0.000128	-0.00010	mg/L	0.000128	133.64%
Co 228.616†	77.2	0.00150	mg/L	0.000181	0.00150	mg/L	0.000181	12.06%
Cr 267.716†	371.5	0.01741	mg/L	0.000174	0.01741	mg/L	0.000174	1.00%
Cu 324.752†	1144.7	0.00381	mg/L	0.000147	0.00381	mg/L	0.000147	3.86%
Fe 273.955†	4457.4	3.776	mg/L	0.0235	3.776	mg/L	0.0235	0.62%
K 766.490†	14078.1	11.28	mg/L	0.138	11.28	mg/L	0.138	1.23%
Mg 279.077†	119854.7	73.51	mg/L	0.150	73.51	mg/L	0.150	0.20%
Mn 257.610†	3364.1	0.08308	mg/L	0.000128	0.08308	mg/L	0.000128	0.15%
Mo 202.031†	57.5	0.00324	mg/L	0.000285	0.00324	mg/L	0.000285	8.80%
Na 589.592†	265208.6	39.45	mg/L	0.084	39.45	mg/L	0.084	0.21%
Na 330.237†	1346.0	40.38	mg/L	0.384	40.38	mg/L	0.384	0.95%
Ni 231.604†	35.2	0.00942	mg/L	0.000490	0.00942	mg/L	0.000490	5.20%
Pb 220.353†	32.4	0.00364	mg/L	0.000354	0.00364	mg/L	0.000354	9.71%
Sb 206.836†	27.6	0.01254	mg/L	0.002380	0.01254	mg/L	0.002380	18.98%
Se 196.026†	24.9	0.01585	mg/L	0.001279	0.01585	mg/L	0.001279	8.07%
Si 288.158†	3083.4	1.860	mg/L	0.0048	1.860	mg/L	0.0048	0.26%
Sn 189.927†	-120.4	-0.00844	mg/L	0.001343	-0.00844	mg/L	0.001343	15.91%
Sr 421.552†	541952.7	0.7809	mg/L	0.00087	0.7809	mg/L	0.00087	0.11%
Ti 334.903†	4771.5	0.1959	mg/L	0.00224	0.1959	mg/L	0.00224	1.14%
Tl 190.801†	5.1	0.00421	mg/L	0.002352	0.00421	mg/L	0.002352	55.87%
V 292.402†	2584.0	0.00922	mg/L	0.000163	0.00922	mg/L	0.000163	1.77%
Zn 206.200†	44.8	0.01537	mg/L	0.000438	0.01537	mg/L	0.000438	2.85%

Sequence No.: 18
Sample ID: IH99 C TWC
Analyst: JLB
Initial Sample Wt:
Dilution: 1X

Autosampler Location: 36
Date Collected: 8/1/2005 1:15:22 PM
Data Type: Original
Initial Sample Vol:
Sample Prep Vol:

Nebulizer Parameters: IH99 C TWC

Analyte	Back Pressure	Flow
All	175.0 kPa	0.50 L/min

Mean Data: IH99 C TWC

Analyte	Mean Corrected Intensity	Calib Conc.	Calib Units	Calib Std.Dev.	Sample Conc.	Sample Units	Sample Std.Dev.	RSD
ScA 357.253	1426208.8	95.15	%	0.530				0.56%
ScR 361.383	132056.9	99.55	%	0.742				0.74%
Ag 328.068†	-339.5	-0.00034	mg/L	0.000177	-0.00034	mg/L	0.000177	52.63%
Al 308.215†	35.8	0.02219	mg/L	0.007307	0.02219	mg/L	0.007307	32.93%
As 188.979†	43.7	0.02919	mg/L	0.002750	0.02919	mg/L	0.002750	9.42%
B 249.677†	95.7	0.01699	mg/L	0.000721	0.01699	mg/L	0.000721	4.24%
Ba 233.527†	467.9	0.08342	mg/L	0.000358	0.08342	mg/L	0.000358	0.43%
Be 313.042†	6.5	0.00000	mg/L	0.000046	0.00000	mg/L	0.000046	>999.9%
Ca 317.933†	2113986.3	102.5	mg/L	0.34	102.5	mg/L	0.34	0.33%
Cd 228.802†	-4.4	-0.00017	mg/L	0.000116	-0.00017	mg/L	0.000116	69.50%
Co 228.616†	-3.7	-0.00012	mg/L	0.000102	-0.00012	mg/L	0.000102	85.07%
Cr 267.716†	213.3	0.00492	mg/L	0.000108	0.00492	mg/L	0.000108	2.20%
Cu 324.752†	850.1	0.00256	mg/L	0.000158	0.00256	mg/L	0.000158	6.16%
Fe 273.955†	26.3	0.02222	mg/L	0.000544	0.02222	mg/L	0.000544	2.45%
K 766.490†	10730.3	8.600	mg/L	0.0945	8.600	mg/L	0.0945	1.10%
Mg 279.077†	95958.2	58.85	mg/L	0.726	58.85	mg/L	0.726	1.23%
Mn 257.610†	54.7	0.00011	mg/L	0.000089	0.00011	mg/L	0.000089	83.95%
Mo 202.031†	52.2	0.00305	mg/L	0.000058	0.00305	mg/L	0.000058	1.90%
Na 589.592†	222093.2	33.04	mg/L	0.156	33.04	mg/L	0.156	0.47%
Na 330.237†	1125.3	33.85	mg/L	0.545	33.85	mg/L	0.545	1.61%
Ni 231.604†	4.1	0.00110	mg/L	0.001156	0.00110	mg/L	0.001156	104.99%
Pb 220.353†	25.9	0.00262	mg/L	0.000456	0.00262	mg/L	0.000456	17.42%
Sb 206.836†	22.5	0.01103	mg/L	0.003926	0.01103	mg/L	0.003926	35.60%
Se 196.026†	30.1	0.01866	mg/L	0.003618	0.01866	mg/L	0.003618	19.39%
Si 288.158†	7778.1	4.692	mg/L	0.0495	4.692	mg/L	0.0495	1.06%
Sn 189.927†	-115.6	-0.01195	mg/L	0.001699	-0.01195	mg/L	0.001699	14.21%
Sr 421.552†	361230.1	0.5205	mg/L	0.00200	0.5205	mg/L	0.00200	0.38%
Ti 334.903†	95.2	0.00390	mg/L	0.000715	0.00390	mg/L	0.000715	18.33%
Tl 190.801†	2.8	0.00218	mg/L	0.003234	0.00218	mg/L	0.003234	148.20%
V 292.402†	657.3	0.00246	mg/L	0.000026	0.00246	mg/L	0.000026	1.07%
Zn 206.200†	14.5	0.00442	mg/L	0.001737	0.00442	mg/L	0.001737	39.30%

Sequence No.: 19
Sample ID: IH99 D TWC
Analyst: JLB
Initial Sample Wt:
Dilution: 1X

Autosampler Location: 37
Date Collected: 8/1/2005 1:22:04 PM
Data Type: Original
Initial Sample Vol:
Sample Prep Vol:

Nebulizer Parameters: IH99 D TWC

Analyte	Back Pressure	Flow
All	175.0 kPa	0.50 L/min

Mean Data: IH99 D TWC

Analyte	Mean Corrected Intensity	Calib Conc.	Calib Units	Std.Dev.	Sample Conc.	Sample Units	Std.Dev.	RSD
ScA 357.253	1448511.5	96.64	%	0.588				0.61%
ScR 361.383	133773.4	100.8	%	0.24				0.24%
Ag 328.068†	-182.0	-0.00026	mg/L	0.000171	-0.00026	mg/L	0.000171	65.39%
Al 308.215†	2367.0	1.476	mg/L	0.0011	1.476	mg/L	0.0011	0.07%
As 188.979†	27.4	0.02056	mg/L	0.000752	0.02056	mg/L	0.000752	3.66%
B 249.677†	37.9	0.00675	mg/L	0.000531	0.00675	mg/L	0.000531	7.87%
Ba 233.527†	577.4	0.1029	mg/L	0.00092	0.1029	mg/L	0.00092	0.90%
Be 313.042†	69.1	0.00009	mg/L	0.000011	0.00009	mg/L	0.000011	12.90%
Ca 317.933†	807441.7	39.15	mg/L	0.049	39.15	mg/L	0.049	0.12%
Cd 228.802†	2.1	0.00001	mg/L	0.000039	0.00001	mg/L	0.000039	517.90%
Co 228.616†	10.4	0.00019	mg/L	0.000029	0.00019	mg/L	0.000029	15.14%
Cr 267.716†	170.6	0.01236	mg/L	0.000747	0.01236	mg/L	0.000747	6.04%
Cu 324.752†	13.4	-0.00004	mg/L	0.000141	-0.00004	mg/L	0.000141	355.70%
Fe 273.955†	1470.6	1.246	mg/L	0.0089	1.246	mg/L	0.0089	0.71%
K 766.490†	4770.3	3.823	mg/L	0.0461	3.823	mg/L	0.0461	1.21%
Mg 279.077†	30546.3	18.73	mg/L	0.189	18.73	mg/L	0.189	1.01%
Mn 257.610†	7570.1	0.1904	mg/L	0.00204	0.1904	mg/L	0.00204	1.07%
Mo 202.031†	87.6	0.00626	mg/L	0.000276	0.00626	mg/L	0.000276	4.40%
Na 589.592†	439192.4	65.34	mg/L	0.123	65.34	mg/L	0.123	0.19%
Na 330.237†	2158.8	66.09	mg/L	0.612	66.09	mg/L	0.612	0.93%
Ni 231.604†	18.4	0.00493	mg/L	0.001440	0.00493	mg/L	0.001440	29.19%
Pb 220.353†	25.2	0.00281	mg/L	0.000326	0.00281	mg/L	0.000326	11.63%
Sb 206.836†	13.9	0.00798	mg/L	0.001899	0.00798	mg/L	0.001899	23.81%
Se 196.026†	19.7	0.01237	mg/L	0.003264	0.01237	mg/L	0.003264	26.39%
Si 288.158†	2791.1	1.684	mg/L	0.0047	1.684	mg/L	0.0047	0.28%
Sn 189.927†	-69.4	-0.00951	mg/L	0.000615	-0.00951	mg/L	0.000615	6.46%
Sr 421.552†	229053.9	0.3301	mg/L	0.00036	0.3301	mg/L	0.00036	0.11%
Ti 334.903†	493.1	0.02023	mg/L	0.000677	0.02023	mg/L	0.000677	3.35%
Tl 190.801†	0.1	0.00022	mg/L	0.004361	0.00022	mg/L	0.004361	>999.9%
V 292.402†	133.4	0.00062	mg/L	0.000133	0.00062	mg/L	0.000133	21.37%
Zn 206.200†	18.7	0.00658	mg/L	0.001026	0.00658	mg/L	0.001026	15.59%

Sequence No.: 20
Sample ID: IH99 E DMN
Analyst: JLB
Initial Sample Wt:
Dilution: 1X

Autosampler Location: 38
Date Collected: 8/1/2005 1:28:44 PM
Data Type: Original
Initial Sample Vol:
Sample Prep Vol:

Nebulizer Parameters: IH99 E DMN

Analyte	Back Pressure	Flow
All	175.0 kPa	0.50 L/min

Mean Data: IH99 E DMN

Analyte	Mean Corrected Intensity	Calib Conc.	Calib Units	Calib Std.Dev.	Sample Conc.	Sample Units	Sample Std.Dev.	RSD
ScA 357.253	1481968.0	98.87	%	0.557				0.56%
ScR 361.383	135605.2	102.2	%	0.98				0.96%
Ag 328.068†	-201.2	-0.00025	mg/L	0.000145	-0.00025	mg/L	0.000145	58.20%
Al 308.215†	25.9	0.01604	mg/L	0.002753	0.01604	mg/L	0.002753	17.16%
As 188.979†	25.6	0.01775	mg/L	0.004946	0.01775	mg/L	0.004946	27.87%
B 249.677†	246.4	0.04359	mg/L	0.000464	0.04359	mg/L	0.000464	1.06%
Ba 233.527†	425.5	0.07586	mg/L	0.000696	0.07586	mg/L	0.000696	0.92%
Be 313.042†	-1.1	-0.00001	mg/L	0.000021	-0.00001	mg/L	0.000021	337.05%
Ca 317.933†	1102676.7	53.47	mg/L	0.206	53.47	mg/L	0.206	0.39%
Cd 228.802†	-7.9	-0.00023	mg/L	0.000169	-0.00023	mg/L	0.000169	72.50%
Co 228.616†	39.3	0.00094	mg/L	0.000094	0.00094	mg/L	0.000094	10.08%
Cr 267.716†	118.5	0.00290	mg/L	0.000866	0.00290	mg/L	0.000866	29.84%
Cu 324.752†	34.0	-0.00021	mg/L	0.000042	-0.00021	mg/L	0.000042	20.18%
Fe 273.955†	10.6	0.00897	mg/L	0.001887	0.00897	mg/L	0.001887	21.05%
K 766.490†	8031.8	6.438	mg/L	0.0946	6.438	mg/L	0.0946	1.47%
Mg 279.077†	52377.9	32.13	mg/L	0.349	32.13	mg/L	0.349	1.09%
Mn 257.610†	65.6	0.00097	mg/L	0.000121	0.00097	mg/L	0.000121	12.41%
Mo 202.031†	42.7	0.00273	mg/L	0.000307	0.00273	mg/L	0.000307	11.25%
Na 589.592†	251250.0	37.38	mg/L	0.181	37.38	mg/L	0.181	0.48%
Na 330.237†	1256.4	38.24	mg/L	0.867	38.24	mg/L	0.867	2.27%
Ni 231.604†	22.0	0.00588	mg/L	0.000347	0.00588	mg/L	0.000347	5.90%
Pb 220.353†	7.1	0.00073	mg/L	0.000329	0.00073	mg/L	0.000329	45.09%
Sb 206.836†	15.0	0.00808	mg/L	0.001132	0.00808	mg/L	0.001132	14.01%
Se 196.026†	31.8	0.01973	mg/L	0.003188	0.01973	mg/L	0.003188	16.15%
Si 288.158†	34549.8	20.84	mg/L	0.276	20.84	mg/L	0.276	1.33%
Sn 189.927†	-84.4	-0.01097	mg/L	0.000789	-0.01097	mg/L	0.000789	7.19%
Sr 421.552†	217510.9	0.3134	mg/L	0.00159	0.3134	mg/L	0.00159	0.51%
Ti 334.903†	66.9	0.00274	mg/L	0.000806	0.00274	mg/L	0.000806	29.39%
Tl 190.801†	1.7	0.00131	mg/L	0.001056	0.00131	mg/L	0.001056	80.85%
V 292.402†	835.9	0.00301	mg/L	0.000109	0.00301	mg/L	0.000109	3.63%
Zn 206.200†	2.5	0.00042	mg/L	0.000411	0.00042	mg/L	0.000411	98.55%

Sequence No.: 21
Sample ID: IH99 MB1SPK TWC
Analyst: JLB
Initial Sample Wt:
Dilution: 1X

Autosampler Location: 39
Date Collected: 8/1/2005 1:35:24 PM
Data Type: Original
Initial Sample Vol:
Sample Prep Vol:

Nebulizer Parameters: IH99 MB1SPK TWC

Analyte	Back Pressure	Flow
All	175.0 kPa	0.50 L/min

Mean Data: IH99 MB1SPK TWC

Analyte	Mean Corrected Intensity	Calib Conc.	Calib Units	Calib Std.Dev.	Sample Conc.	Sample Units	Sample Std.Dev.	RSD
ScA 357.253	1471695.4	98.19	%	0.757				0.77%
ScR 361.383	132225.7	99.68	%	0.633				0.63%
Ag 328.068†	-78.4	0.00002	mg/L	0.000158	0.00002	mg/L	0.000158	996.33%
Al 308.215†	3131.0	1.944	mg/L	0.0190	1.944	mg/L	0.0190	0.98%
As 188.979†	11.4	0.00893	mg/L	0.002597	0.00893	mg/L	0.002597	29.09%
B 249.677†	-16.9	-0.00232	mg/L	0.001102	-0.00232	mg/L	0.001102	47.57%
Ba 233.527†	10810.5	1.927	mg/L	0.0134	1.927	mg/L	0.0134	0.70%
Be 313.042†	391966.4	0.4980	mg/L	0.00159	0.4980	mg/L	0.00159	0.32%
Ca 317.933†	204505.5	9.916	mg/L	0.0340	9.916	mg/L	0.0340	0.34%
Cd 228.802†	6.5	0.00008	mg/L	0.000057	0.00008	mg/L	0.000057	74.35%
Co 228.616†	20444.6	0.4994	mg/L	0.00692	0.4994	mg/L	0.00692	1.39%
Cr 267.716†	4714.0	0.4915	mg/L	0.00269	0.4915	mg/L	0.00269	0.55%
Cu 324.752†	131197.3	0.4906	mg/L	0.00703	0.4906	mg/L	0.00703	1.43%
Fe 273.955†	2441.5	2.067	mg/L	0.0116	2.067	mg/L	0.0116	0.56%
K 766.490†	12668.8	10.15	mg/L	0.084	10.15	mg/L	0.084	0.83%
Mg 279.077†	16201.6	9.936	mg/L	0.0725	9.936	mg/L	0.0725	0.73%
Mn 257.610†	19086.6	0.4810	mg/L	0.00355	0.4810	mg/L	0.00355	0.74%
Mo 202.031†	19.1	0.00125	mg/L	0.000245	0.00125	mg/L	0.000245	19.59%
Na 589.592†	69000.9	10.26	mg/L	0.047	10.26	mg/L	0.047	0.46%
Na 330.237†	352.4	10.64	mg/L	0.131	10.64	mg/L	0.131	1.23%
Ni 231.604†	1817.2	0.4860	mg/L	0.00237	0.4860	mg/L	0.00237	0.49%
Pb 220.353†	9.2	0.00182	mg/L	0.000158	0.00182	mg/L	0.000158	8.65%
Sb 206.836†	10.7	0.00176	mg/L	0.002238	0.00176	mg/L	0.002238	127.11%
Se 196.026†	8.1	0.00523	mg/L	0.001269	0.00523	mg/L	0.001269	24.25%
Si 288.158†	29.0	0.01850	mg/L	0.001522	0.01850	mg/L	0.001522	8.23%
Sn 189.927†	-22.4	-0.00335	mg/L	0.000592	-0.00335	mg/L	0.000592	17.67%
Sr 421.552†	341521.2	0.4921	mg/L	0.00196	0.4921	mg/L	0.00196	0.40%
Ti 334.903†	46.6	0.00180	mg/L	0.000546	0.00180	mg/L	0.000546	30.24%
Tl 190.801†	4.9	0.00055	mg/L	0.004169	0.00055	mg/L	0.004169	760.30%
V 292.402†	144763.5	0.5083	mg/L	0.00792	0.5083	mg/L	0.00792	1.56%
Zn 206.200†	1325.8	0.4877	mg/L	0.00177	0.4877	mg/L	0.00177	0.36%

Sequence No.: 22
Sample ID: IH69 MBSPK TWC
Analyst: JLB
Initial Sample Wt:
Dilution: 1X

Autosampler Location: 40
Date Collected: 8/1/2005 1:41:49 PM
Data Type: Original
Initial Sample Vol:
Sample Prep Vol:

Nebulizer Parameters: IH69 MBSPK TWC

Analyte	Back Pressure	Flow
All	175.0 kPa	0.50 L/min

Mean Data: IH69 MBSPK TWC

Analyte	Mean Corrected Intensity	Calib Conc.	Calib Units	Calib Std.Dev.	Sample Conc.	Sample Units	Sample Std.Dev.	RSD
ScA 357.253	1465403.1	97.77	%	0.878				0.90%
ScR 361.383	132795.1	100.1	%	0.37				0.37%
Ag 328.068†	166818.0	0.5023	mg/L	0.00424	0.5023	mg/L	0.00424	0.84%
Al 308.215†	3226.2	2.003	mg/L	0.0092	2.003	mg/L	0.0092	0.46%
As 188.979†	2334.6	2.082	mg/L	0.0208	2.082	mg/L	0.0208	1.00%
B 249.677†	1.2	0.00089	mg/L	0.001435	0.00089	mg/L	0.001435	161.81%
Ba 233.527†	10986.3	1.958	mg/L	0.0108	1.958	mg/L	0.0108	0.55%
Be 313.042†	395725.7	0.5027	mg/L	0.00241	0.5027	mg/L	0.00241	0.48%
Ca 317.933†	206846.9	10.03	mg/L	0.040	10.03	mg/L	0.040	0.39%
Cd 228.802†	20777.2	0.5213	mg/L	0.00425	0.5213	mg/L	0.00425	0.81%
Co 228.616†	20733.6	0.5065	mg/L	0.00465	0.5065	mg/L	0.00465	0.92%
Cr 267.716†	4760.8	0.4964	mg/L	0.00304	0.4964	mg/L	0.00304	0.61%
Cu 324.752†	135213.1	0.5056	mg/L	0.00407	0.5056	mg/L	0.00407	0.81%
Fe 273.955†	2438.0	2.064	mg/L	0.0125	2.064	mg/L	0.0125	0.60%
K 766.490†	12400.6	9.939	mg/L	0.0705	9.939	mg/L	0.0705	0.71%
Mg 279.077†	16347.4	10.03	mg/L	0.054	10.03	mg/L	0.054	0.54%
Mn 257.610†	19198.1	0.4842	mg/L	0.00195	0.4842	mg/L	0.00195	0.40%
Mo 202.031†	19.4	0.00128	mg/L	0.000241	0.00128	mg/L	0.000241	18.88%
Na 589.592†	68512.3	10.19	mg/L	0.045	10.19	mg/L	0.045	0.45%
Na 330.237†	349.2	10.54	mg/L	0.222	10.54	mg/L	0.222	2.11%
Ni 231.604†	1834.0	0.4904	mg/L	0.00315	0.4904	mg/L	0.00315	0.64%
Pb 220.353†	20135.1	2.009	mg/L	0.0200	2.009	mg/L	0.0200	0.99%
Sb 206.836†	13.5	0.00382	mg/L	0.001479	0.00382	mg/L	0.001479	38.76%
Se 196.026†	3361.2	2.087	mg/L	0.0167	2.087	mg/L	0.0167	0.80%
Si 288.158†	21.3	0.01385	mg/L	0.001511	0.01385	mg/L	0.001511	10.91%
Sn 189.927†	-18.2	-0.00240	mg/L	0.001034	-0.00240	mg/L	0.001034	43.08%
Sr 421.552†	348131.5	0.5016	mg/L	0.00192	0.5016	mg/L	0.00192	0.38%
Ti 334.903†	38.3	0.00146	mg/L	0.000380	0.00146	mg/L	0.000380	26.05%
Tl 190.801†	2541.2	1.982	mg/L	0.0115	1.982	mg/L	0.0115	0.58%
V 292.402†	147611.6	0.5183	mg/L	0.00454	0.5183	mg/L	0.00454	0.88%
Zn 206.200†	1305.7	0.4805	mg/L	0.00213	0.4805	mg/L	0.00213	0.44%

Sequence No.: 23
Sample ID: CV 3
Analyst: JLB
Initial Sample Wt:
Dilution: 1X

Autosampler Location: 7
Date Collected: 8/1/2005 1:48:14 PM
Data Type: Original
Initial Sample Vol:
Sample Prep Vol:

Nebulizer Parameters: CV

Analyte	Back Pressure	Flow
All	176.0 kPa	0.50 L/min

Mean Data: CV

Analyte	Mean Corrected Intensity	Calib Conc.	Calib Units	Std.Dev.	Sample Conc.	Sample Units	Std.Dev.	RSD
ScA 357.253	1448216.5	96.62	%	0.085				0.09%
ScR 361.383	132314.0	99.75	%	0.072				0.07%
Ag 328.068†	335050.6	1.009	mg/L	0.0003	1.009	mg/L	0.0003	0.03%
Al 308.215†	3205.3	1.963	mg/L	0.0057	1.963	mg/L	0.0057	0.29%
As 188.979†	2317.0	2.065	mg/L	0.0032	2.065	mg/L	0.0032	0.15%
B 249.677†	5419.2	0.9603	mg/L	0.00367	0.9603	mg/L	0.00367	0.38%
Ba 233.527†	5546.0	0.9884	mg/L	0.00262	0.9884	mg/L	0.00262	0.26%
Be 313.042†	760123.3	0.9656	mg/L	0.00203	0.9656	mg/L	0.00203	0.21%
Ca 317.933†	41715.0	2.023	mg/L	0.0034	2.023	mg/L	0.0034	0.17%
Cd 228.802†	41868.9	1.054	mg/L	0.0006	1.054	mg/L	0.0006	0.06%
Co 228.616†	41485.8	1.013	mg/L	0.0020	1.013	mg/L	0.0020	0.20%
Cr 267.716†	9280.9	0.9724	mg/L	0.00315	0.9724	mg/L	0.00315	0.32%
Cu 324.752†	282084.8	1.054	mg/L	0.0009	1.054	mg/L	0.0009	0.08%
Fe 273.955†	2401.8	2.032	mg/L	0.0147	2.032	mg/L	0.0147	0.72%
K 766.490†	24580.9	19.70	mg/L	0.103	19.70	mg/L	0.103	0.52%
Mg 279.077†	3296.8	2.025	mg/L	0.0019	2.025	mg/L	0.0019	0.09%
Mn 257.610†	38798.9	0.9785	mg/L	0.00374	0.9785	mg/L	0.00374	0.38%
Mo 202.031†	13144.3	0.9793	mg/L	0.00162	0.9793	mg/L	0.00162	0.17%
Na 589.592†	329065.3	48.95	mg/L	0.150	48.95	mg/L	0.150	0.31%
Na 330.237†	1604.8	49.33	mg/L	0.301	49.33	mg/L	0.301	0.61%
Ni 231.604†	3712.8	0.9941	mg/L	0.00295	0.9941	mg/L	0.00295	0.30%
Pb 220.353†	19716.1	1.968	mg/L	0.0028	1.968	mg/L	0.0028	0.14%
Sb 206.836†	2817.5	2.085	mg/L	0.0013	2.085	mg/L	0.0013	0.06%
Se 196.026†	3265.8	2.028	mg/L	0.0095	2.028	mg/L	0.0095	0.47%
Si 288.158†	3446.6	2.081	mg/L	0.0045	2.081	mg/L	0.0045	0.22%
Sn 189.927†	4766.0	0.9392	mg/L	0.00042	0.9392	mg/L	0.00042	0.04%
Sr 421.552†	685147.8	0.9873	mg/L	0.00192	0.9873	mg/L	0.00192	0.19%
Ti 334.903†	23643.3	0.9692	mg/L	0.00333	0.9692	mg/L	0.00333	0.34%
Tl 190.801†	2566.4	2.002	mg/L	0.0029	2.002	mg/L	0.0029	0.15%
V 292.402†	292188.1	1.026	mg/L	0.0006	1.026	mg/L	0.0006	0.06%
Zn 206.200†	2708.1	0.9965	mg/L	0.00355	0.9965	mg/L	0.00355	0.36%

Sequence No.: 24
Sample ID: CB5
Analyst: JLB
Initial Sample Wt:
Dilution: 1X

Autosampler Location: 1
Date Collected: 8/1/2005 1:54:27 PM
Data Type: Original
Initial Sample Vol:
Sample Prep Vol:

Nebulizer Parameters: CB

Analyte	Back Pressure	Flow
All	175.0 kPa	0.50 L/min

Mean Data: CB

Analyte	Mean Corrected Intensity	Calib Conc.	Calib Units	Calib Std.Dev.	Sample Conc.	Sample Units	Sample Std.Dev.	RSD
ScA 357.253	1466024.5	97.81	%	0.214				0.22%
ScR 361.383	133306.4	100.5	%	0.67				0.66%
Ag 328.068†	159.4	0.00048	mg/L	0.000082	0.00048	mg/L	0.000082	17.14%
Al 308.215†	-4.7	-0.00293	mg/L	0.006923	-0.00293	mg/L	0.006923	236.37%
As 188.979†	0.4	0.00033	mg/L	0.001731	0.00033	mg/L	0.001731	527.51%
B 249.677†	21.4	0.00378	mg/L	0.002387	0.00378	mg/L	0.002387	63.11%
Ba 233.527†	-1.7	-0.00031	mg/L	0.000552	-0.00031	mg/L	0.000552	179.87%
Be 313.042†	-8.4	-0.00001	mg/L	0.000052	-0.00001	mg/L	0.000052	496.06%
Ca 317.933†	46.5	0.00225	mg/L	0.000694	0.00225	mg/L	0.000694	30.79%
Cd 228.802†	5.9	0.00015	mg/L	0.000023	0.00015	mg/L	0.000023	15.27%
Co 228.616†	-14.5	-0.00036	mg/L	0.000233	-0.00036	mg/L	0.000233	65.47%
Cr 267.716†	-8.7	-0.00091	mg/L	0.000292	-0.00091	mg/L	0.000292	32.07%
Cu 324.752†	-239.7	-0.00090	mg/L	0.000108	-0.00090	mg/L	0.000108	12.06%
Fe 273.955†	7.1	0.00603	mg/L	0.001950	0.00603	mg/L	0.001950	32.33%
K 766.490†	27.0	0.02163	mg/L	0.026856	0.02163	mg/L	0.026856	124.17%
Mg 279.077†	2.0	0.00122	mg/L	0.007021	0.00122	mg/L	0.007021	574.40%
Mn 257.610†	23.1	0.00058	mg/L	0.000126	0.00058	mg/L	0.000126	21.61%
Mo 202.031†	9.1	0.00067	mg/L	0.000136	0.00067	mg/L	0.000136	20.10%
Na 589.592†	396.5	0.05899	mg/L	0.005417	0.05899	mg/L	0.005417	9.18%
Na 330.237†	17.2	0.5280	mg/L	0.11799	0.5280	mg/L	0.11799	22.35%
Ni 231.604†	1.4	0.00038	mg/L	0.000427	0.00038	mg/L	0.000427	113.66%
Pb 220.353†	11.0	0.00109	mg/L	0.000661	0.00109	mg/L	0.000661	60.61%
Sb 206.836†	1.8	0.00141	mg/L	0.003604	0.00141	mg/L	0.003604	255.62%
Se 196.026†	13.7	0.00848	mg/L	0.005152	0.00848	mg/L	0.005152	60.73%
Si 288.158†	28.4	0.01714	mg/L	0.003127	0.01714	mg/L	0.003127	18.24%
Sn 189.927†	16.7	0.00329	mg/L	0.000487	0.00329	mg/L	0.000487	14.82%
Sr 421.552†	52.2	0.00008	mg/L	0.000072	0.00008	mg/L	0.000072	95.27%
Ti 334.903†	20.4	0.00084	mg/L	0.000837	0.00084	mg/L	0.000837	99.92%
Tl 190.801†	5.6	0.00441	mg/L	0.001342	0.00441	mg/L	0.001342	30.45%
V 292.402†	-18.1	-0.00007	mg/L	0.000074	-0.00007	mg/L	0.000074	106.69%
Zn 206.200†	2.6	0.00095	mg/L	0.000798	0.00095	mg/L	0.000798	83.86%

Sequence No.: 25
Sample ID: IH99 MB2 DMN
Analyst: JLB
Initial Sample Wt:
Dilution: 1X

Autosampler Location: 41
Date Collected: 8/1/2005 2:00:49 PM
Data Type: Original
Initial Sample Vol:
Sample Prep Vol:

Nebulizer Parameters: IH99 MB2 DMN

Analyte	Back Pressure	Flow
All	175.0 kPa	0.50 L/min

Mean Data: IH99 MB2 DMN

Analyte	Mean Corrected Intensity	Calib Conc.	Calib Units	Calib Std.Dev.	Sample Conc.	Sample Units	Sample Std.Dev.	RSD
ScA 357.253	1494332.5	99.70	%	0.195				0.20%
ScR 361.383	134074.9	101.1	%	0.45				0.45%
Ag 328.068†	17.5	0.00005	mg/L	0.000223	0.00005	mg/L	0.000223	421.81%
Al 308.215†	18.5	0.01155	mg/L	0.006183	0.01155	mg/L	0.006183	53.52%
As 188.979†	3.7	0.00331	mg/L	0.003018	0.00331	mg/L	0.003018	91.18%
B 249.677†	0.3	0.00006	mg/L	0.001104	0.00006	mg/L	0.001104	>999.9%
Ba 233.527†	-4.5	-0.00080	mg/L	0.000516	-0.00080	mg/L	0.000516	64.43%
Be 313.042†	2.0	0.00000	mg/L	0.000009	0.00000	mg/L	0.000009	393.40%
Ca 317.933†	75.7	0.00367	mg/L	0.001790	0.00367	mg/L	0.001790	48.80%
Cd 228.802†	0.3	0.00000	mg/L	0.000087	0.00000	mg/L	0.000087	>999.9%
Co 228.616†	-7.2	-0.00018	mg/L	0.000134	-0.00018	mg/L	0.000134	74.58%
Cr 267.716†	4.3	0.00045	mg/L	0.000871	0.00045	mg/L	0.000871	193.87%
Cu 324.752†	-428.0	-0.00160	mg/L	0.000035	-0.00160	mg/L	0.000035	2.20%
Fe 273.955†	-0.5	-0.00042	mg/L	0.002075	-0.00042	mg/L	0.002075	490.08%
K 766.490†	-30.0	-0.02401	mg/L	0.021666	-0.02401	mg/L	0.021666	90.22%
Mg 279.077†	17.1	0.01047	mg/L	0.003392	0.01047	mg/L	0.003392	32.41%
Mn 257.610†	-12.2	-0.00031	mg/L	0.000154	-0.00031	mg/L	0.000154	49.88%
Mo 202.031†	2.4	0.00018	mg/L	0.000109	0.00018	mg/L	0.000109	60.46%
Na 589.592†	391.1	0.05819	mg/L	0.003525	0.05819	mg/L	0.003525	6.06%
Na 330.237†	1.1	0.03247	mg/L	0.176625	0.03247	mg/L	0.176625	543.95%
Ni 231.604†	0.3	0.00008	mg/L	0.000460	0.00008	mg/L	0.000460	609.52%
Pb 220.353†	5.2	0.00052	mg/L	0.000458	0.00052	mg/L	0.000458	88.06%
Sb 206.836†	-4.0	-0.00295	mg/L	0.002312	-0.00295	mg/L	0.002312	78.44%
Se 196.026†	9.6	0.00596	mg/L	0.002306	0.00596	mg/L	0.002306	38.66%
Si 288.158†	20.3	0.01226	mg/L	0.005889	0.01226	mg/L	0.005889	48.03%
Sn 189.927†	5.8	0.00113	mg/L	0.000633	0.00113	mg/L	0.000633	56.15%
Sr 421.552†	159.2	0.00023	mg/L	0.000063	0.00023	mg/L	0.000063	27.61%
Ti 334.903†	45.7	0.00187	mg/L	0.000168	0.00187	mg/L	0.000168	8.99%
Tl 190.801†	2.0	0.00156	mg/L	0.003318	0.00156	mg/L	0.003318	212.07%
V 292.402†	39.0	0.00014	mg/L	0.000116	0.00014	mg/L	0.000116	83.66%
Zn 206.200†	3.2	0.00117	mg/L	0.000581	0.00117	mg/L	0.000581	49.60%

Sequence No.: 26
Sample ID: II15 MB TWC
Analyst: JLB
Initial Sample Wt:
Dilution: 1X

Autosampler Location: 42
Date Collected: 8/1/2005 2:07:13 PM
Data Type: Original
Initial Sample Vol:
Sample Prep Vol:

Nebulizer Parameters: II15 MB TWC

Analyte	Back Pressure	Flow
All	175.0 kPa	0.50 L/min

Mean Data: II15 MB TWC

Analyte	Mean Corrected Intensity	Calib Conc.	Calib Units	Calib Std.Dev.	Sample Conc.	Sample Units	Sample Std.Dev.	RSD
ScA 357.253	1500148.5	100.1	%	0.95				0.95%
ScR 361.383	132054.6	99.55	%	0.861				0.86%
Ag 328.068†	1.1	0.00000	mg/L	0.000108	0.00000	mg/L	0.000108	>999.9%
Al 308.215†	22.9	0.01425	mg/L	0.001399	0.01425	mg/L	0.001399	9.82%
As 188.979†	4.0	0.00360	mg/L	0.000414	0.00360	mg/L	0.000414	11.53%
B 249.677†	4.4	0.00078	mg/L	0.002092	0.00078	mg/L	0.002092	269.62%
Ba 233.527†	-4.5	-0.00080	mg/L	0.000456	-0.00080	mg/L	0.000456	56.78%
Be 313.042†	7.1	0.00001	mg/L	0.000007	0.00001	mg/L	0.000007	73.34%
Ca 317.933†	132.0	0.00640	mg/L	0.000732	0.00640	mg/L	0.000732	11.43%
Cd 228.802†	2.4	0.00006	mg/L	0.000123	0.00006	mg/L	0.000123	216.22%
Co 228.616†	-2.0	-0.00005	mg/L	0.000123	-0.00005	mg/L	0.000123	245.25%
Cr 267.716†	-12.0	-0.00126	mg/L	0.000827	-0.00126	mg/L	0.000827	65.41%
Cu 324.752†	-438.0	-0.00164	mg/L	0.000154	-0.00164	mg/L	0.000154	9.42%
Fe 273.955†	7.7	0.00649	mg/L	0.001102	0.00649	mg/L	0.001102	16.98%
K 766.490†	-0.5	-0.00043	mg/L	0.023849	-0.00043	mg/L	0.023849	>999.9%
Mg 279.077†	12.9	0.00793	mg/L	0.005102	0.00793	mg/L	0.005102	64.34%
Mn 257.610†	7.1	0.00018	mg/L	0.000200	0.00018	mg/L	0.000200	111.63%
Mo 202.031†	5.9	0.00044	mg/L	0.000256	0.00044	mg/L	0.000256	58.50%
Na 589.592†	93.0	0.01384	mg/L	0.003631	0.01384	mg/L	0.003631	26.23%
Na 330.237†	2.2	0.06636	mg/L	0.420617	0.06636	mg/L	0.420617	633.85%
Ni 231.604†	2.4	0.00064	mg/L	0.001086	0.00064	mg/L	0.001086	169.71%
Pb 220.353†	11.0	0.00110	mg/L	0.000321	0.00110	mg/L	0.000321	29.14%
Sb 206.836†	-0.2	-0.00011	mg/L	0.000689	-0.00011	mg/L	0.000689	615.22%
Se 196.026†	5.5	0.00339	mg/L	0.002016	0.00339	mg/L	0.002016	59.49%
Si 288.158†	31.6	0.01907	mg/L	0.001929	0.01907	mg/L	0.001929	10.11%
Sn 189.927†	8.1	0.00158	mg/L	0.000623	0.00158	mg/L	0.000623	39.37%
Sr 421.552†	57.3	0.00008	mg/L	0.000090	0.00008	mg/L	0.000090	109.17%
Ti 334.903†	29.3	0.00120	mg/L	0.000261	0.00120	mg/L	0.000261	21.71%
Tl 190.801†	-0.4	-0.00030	mg/L	0.002615	-0.00030	mg/L	0.002615	879.97%
V 292.402†	14.0	0.00004	mg/L	0.000185	0.00004	mg/L	0.000185	471.05%
Zn 206.200†	9.3	0.00344	mg/L	0.000411	0.00344	mg/L	0.000411	11.95%

Sequence No.: 27
Sample ID: II15 A TWC
Analyst: JLB
Initial Sample Wt:
Dilution: 1X

Autosampler Location: 43
Date Collected: 8/1/2005 2:13:37 PM
Data Type: Original
Initial Sample Vol:
Sample Prep Vol:

Nebulizer Parameters: II15 A TWC

Analyte	Back Pressure	Flow
All	175.0 kPa	0.50 L/min

Mean Data: II15 A TWC

Analyte	Mean Corrected Intensity	Calib Conc.	Calib Units	Std.Dev.	Sample Conc.	Sample Units	Std.Dev.	RSD
ScA 357.253	1485627.8	99.12	%	0.857				0.86%
ScR 361.383	134515.9	101.4	%	0.52				0.51%
Ag 328.068†	-62.0	-0.00003	mg/L	0.000104	-0.00003	mg/L	0.000104	394.12%
Al 308.215†	2255.1	1.406	mg/L	0.0104	1.406	mg/L	0.0104	0.74%
As 188.979†	8.0	0.00623	mg/L	0.002697	0.00623	mg/L	0.002697	43.30%
B 249.677†	86.9	0.01535	mg/L	0.000613	0.01535	mg/L	0.000613	3.99%
Ba 233.527†	218.2	0.03869	mg/L	0.001220	0.03869	mg/L	0.001220	3.15%
Be 313.042†	-20.4	-0.00004	mg/L	0.000023	-0.00004	mg/L	0.000023	66.08%
Ca 317.933†	131535.1	6.378	mg/L	0.0230	6.378	mg/L	0.0230	0.36%
Cd 228.802†	108.6	0.00271	mg/L	0.000087	0.00271	mg/L	0.000087	3.21%
Co 228.616†	64.3	0.00141	mg/L	0.000204	0.00141	mg/L	0.000204	14.47%
Cr 267.716†	73.8	0.00767	mg/L	0.000419	0.00767	mg/L	0.000419	5.46%
Cu 324.752†	16034.4	0.06017	mg/L	0.000064	0.06017	mg/L	0.000064	0.11%
Fe 273.955†	3474.0	2.943	mg/L	0.0346	2.943	mg/L	0.0346	1.18%
K 766.490†	1122.2	0.8995	mg/L	0.01588	0.8995	mg/L	0.01588	1.77%
Mg 279.077†	1410.1	0.8626	mg/L	0.01070	0.8626	mg/L	0.01070	1.24%
Mn 257.610†	3256.3	0.08201	mg/L	0.000773	0.08201	mg/L	0.000773	0.94%
Mo 202.031†	24.5	0.00181	mg/L	0.000163	0.00181	mg/L	0.000163	8.97%
Na 589.592†	8410.2	1.251	mg/L	0.0062	1.251	mg/L	0.0062	0.50%
Na 330.237†	81.6	1.709	mg/L	0.2304	1.709	mg/L	0.2304	13.48%
Ni 231.604†	24.0	0.00642	mg/L	0.001302	0.00642	mg/L	0.001302	20.29%
Pb 220.353†	203.4	0.02050	mg/L	0.000494	0.02050	mg/L	0.000494	2.41%
Sb 206.836†	10.2	0.00720	mg/L	0.000297	0.00720	mg/L	0.000297	4.13%
Se 196.026†	7.2	0.00478	mg/L	0.001313	0.00478	mg/L	0.001313	27.46%
Si 288.158†	4471.2	2.697	mg/L	0.0265	2.697	mg/L	0.0265	0.98%
Sn 189.927†	-1.8	0.00032	mg/L	0.000884	0.00032	mg/L	0.000884	272.74%
Sr 421.552†	28257.7	0.04072	mg/L	0.000021	0.04072	mg/L	0.000021	0.05%
Ti 334.903†	1764.9	0.07244	mg/L	0.001186	0.07244	mg/L	0.001186	1.64%
Tl 190.801†	-3.2	-0.00226	mg/L	0.002967	-0.00226	mg/L	0.002967	131.36%
V 292.402†	1600.5	0.00561	mg/L	0.000116	0.00561	mg/L	0.000116	2.06%
Zn 206.200†	8215.6	3.024	mg/L	0.0300	3.024	mg/L	0.0300	0.99%

Sequence No.: 28
Sample ID: IH99 F DMN
Analyst: JLB
Initial Sample Wt:
Dilution: 1X

Autosampler Location: 44
Date Collected: 8/1/2005 2:20:01 PM
Data Type: Original
Initial Sample Vol:
Sample Prep Vol:

Nebulizer Parameters: IH99 F DMN

Analyte	Back Pressure	Flow
All	176.0 kPa	0.50 L/min

Mean Data: IH99 F DMN

Analyte	Mean Corrected Intensity	Calib Conc.	Calib Units	Std.Dev.	Sample Conc.	Sample Units	Std.Dev.	RSD
ScA 357.253	1472061.3	98.21	%	0.355				0.36%
ScR 361.383	134034.2	101.0	%	0.41				0.41%
Ag 328.068†	-496.9	-0.00047	mg/L	0.000254	-0.00047	mg/L	0.000254	53.73%
Al 308.215†	18.8	0.01161	mg/L	0.008948	0.01161	mg/L	0.008948	77.10%
As 188.979†	49.1	0.02915	mg/L	0.002907	0.02915	mg/L	0.002907	9.97%
B 249.677†	57.4	0.01023	mg/L	0.000417	0.01023	mg/L	0.000417	4.08%
Ba 233.527†	524.6	0.09352	mg/L	0.000117	0.09352	mg/L	0.000117	0.13%
Be 313.042†	-7.2	-0.00002	mg/L	0.000015	-0.00002	mg/L	0.000015	96.56%
Ca 317.933†	3169153.8	153.7	mg/L	0.55	153.7	mg/L	0.55	0.36%
Cd 228.802†	-15.6	-0.00045	mg/L	0.000114	-0.00045	mg/L	0.000114	25.18%
Co 228.616†	6.3	0.00012	mg/L	0.000295	0.00012	mg/L	0.000295	248.82%
Cr 267.716†	266.6	0.00504	mg/L	0.001091	0.00504	mg/L	0.001091	21.64%
Cu 324.752†	44.9	-0.00064	mg/L	0.000070	-0.00064	mg/L	0.000070	10.99%
Fe 273.955†	1.1	0.00088	mg/L	0.002664	0.00088	mg/L	0.002664	301.05%
K 766.490†	13903.6	11.14	mg/L	0.099	11.14	mg/L	0.099	0.88%
Mg 279.077†	125949.8	77.25	mg/L	0.316	77.25	mg/L	0.316	0.41%
Mn 257.610†	794.6	0.01826	mg/L	0.000127	0.01826	mg/L	0.000127	0.69%
Mo 202.031†	39.4	0.00183	mg/L	0.000130	0.00183	mg/L	0.000130	7.06%
Na 589.592†	273513.8	40.69	mg/L	0.143	40.69	mg/L	0.143	0.35%
Na 330.237†	1400.0	41.93	mg/L	0.337	41.93	mg/L	0.337	0.80%
Ni 231.604†	13.4	0.00360	mg/L	0.000411	0.00360	mg/L	0.000411	11.41%
Pb 220.353†	16.2	0.00167	mg/L	0.000121	0.00167	mg/L	0.000121	7.26%
Sb 206.836†	26.9	0.01152	mg/L	0.004268	0.01152	mg/L	0.004268	37.04%
Se 196.026†	57.4	0.03565	mg/L	0.002973	0.03565	mg/L	0.002973	8.34%
Si 288.158†	38585.5	23.28	mg/L	0.130	23.28	mg/L	0.130	0.56%
Sn 189.927†	-160.2	-0.01536	mg/L	0.001453	-0.01536	mg/L	0.001453	9.46%
Sr 421.552†	572809.0	0.8254	mg/L	0.00206	0.8254	mg/L	0.00206	0.25%
Ti 334.903†	127.6	0.00523	mg/L	0.001049	0.00523	mg/L	0.001049	20.06%
Tl 190.801†	9.1	0.00714	mg/L	0.002316	0.00714	mg/L	0.002316	32.44%
V 292.402†	1105.3	0.00407	mg/L	0.000081	0.00407	mg/L	0.000081	2.00%
Zn 206.200†	1.6	-0.00060	mg/L	0.000557	-0.00060	mg/L	0.000557	93.32%

Sequence No.: 29
Sample ID: IH99 G DMN
Analyst: JLB
Initial Sample Wt:
Dilution: 1X

Autosampler Location: 45
Date Collected: 8/1/2005 2:26:44 PM
Data Type: Original
Initial Sample Vol:
Sample Prep Vol:

Nebulizer Parameters: IH99 G DMN

Analyte	Back Pressure	Flow
All	175.0 kPa	0.50 L/min

Mean Data: IH99 G DMN

Analyte	Mean Corrected Intensity	Calib Conc.	Calib Units	Calib Std.Dev.	Sample Conc.	Sample Units	Sample Std.Dev.	RSD
ScA 357.253	1472347.1	98.23	%	0.454				0.46%
ScR 361.383	136219.7	102.7	%	0.23				0.23%
Ag 328.068†	-372.8	-0.00039	mg/L	0.000153	-0.00039	mg/L	0.000153	38.91%
Al 308.215†	19.3	0.01193	mg/L	0.004314	0.01193	mg/L	0.004314	36.17%
As 188.979†	39.2	0.02455	mg/L	0.005806	0.02455	mg/L	0.005806	23.65%
B 249.677†	96.7	0.01715	mg/L	0.001452	0.01715	mg/L	0.001452	8.46%
Ba 233.527†	505.9	0.09019	mg/L	0.001338	0.09019	mg/L	0.001338	1.48%
Be 313.042†	3.1	0.00000	mg/L	0.000046	0.00000	mg/L	0.000046	>999.9%
Ca 317.933†	2252553.6	109.2	mg/L	0.16	109.2	mg/L	0.16	0.15%
Cd 228.802†	11.7	0.00025	mg/L	0.000089	0.00025	mg/L	0.000089	36.13%
Co 228.616†	-2.7	-0.00010	mg/L	0.000273	-0.00010	mg/L	0.000273	273.92%
Cr 267.716†	225.7	0.00476	mg/L	0.000645	0.00476	mg/L	0.000645	13.55%
Cu 324.752†	1402.4	0.00458	mg/L	0.000211	0.00458	mg/L	0.000211	4.61%
Fe 273.955†	5.7	0.00477	mg/L	0.001707	0.00477	mg/L	0.001707	35.80%
K 766.490†	11015.9	8.829	mg/L	0.0710	8.829	mg/L	0.0710	0.80%
Mg 279.077†	104000.0	63.79	mg/L	0.085	63.79	mg/L	0.085	0.13%
Mn 257.610†	41.5	-0.00032	mg/L	0.000231	-0.00032	mg/L	0.000231	71.73%
Mo 202.031†	41.0	0.00215	mg/L	0.000314	0.00215	mg/L	0.000314	14.62%
Na 589.592†	229839.7	34.19	mg/L	0.064	34.19	mg/L	0.064	0.19%
Na 330.237†	1192.1	35.86	mg/L	0.318	35.86	mg/L	0.318	0.89%
Ni 231.604†	9.3	0.00250	mg/L	0.001519	0.00250	mg/L	0.001519	60.80%
Pb 220.353†	21.0	0.00213	mg/L	0.000787	0.00213	mg/L	0.000787	36.94%
Sb 206.836†	23.2	0.01109	mg/L	0.001747	0.01109	mg/L	0.001747	15.75%
Se 196.026†	48.3	0.02995	mg/L	0.005025	0.02995	mg/L	0.005025	16.77%
Si 288.158†	40340.6	24.33	mg/L	0.084	24.33	mg/L	0.084	0.35%
Sn 189.927†	-131.7	-0.01441	mg/L	0.001643	-0.01441	mg/L	0.001643	11.40%
Sr 421.552†	385690.1	0.5558	mg/L	0.00046	0.5558	mg/L	0.00046	0.08%
Ti 334.903†	110.6	0.00453	mg/L	0.001179	0.00453	mg/L	0.001179	26.02%
Tl 190.801†	2.0	0.00160	mg/L	0.001802	0.00160	mg/L	0.001802	112.93%
V 292.402†	692.6	0.00259	mg/L	0.000138	0.00259	mg/L	0.000138	5.32%
Zn 206.200†	33.6	0.01139	mg/L	0.001775	0.01139	mg/L	0.001775	15.58%

Sequence No.: 30
Sample ID: IH99 H DMN
Analyst: JLB
Initial Sample Wt:
Dilution: 1X

Autosampler Location: 46
Date Collected: 8/1/2005 2:33:30 PM
Data Type: Original
Initial Sample Vol:
Sample Prep Vol:

Nebulizer Parameters: IH99 H DMN

Analyte	Back Pressure	Flow
All	176.0 kPa	0.50 L/min

Mean Data: IH99 H DMN

Analyte	Mean Corrected Intensity	Calib Conc.	Calib Units	Calib Std.Dev.	Sample Conc.	Sample Units	Sample Std.Dev.	RSD
ScA 357.253	1489787.9	99.39	%	0.111				0.11%
ScR 361.383	135863.6	102.4	%	0.40				0.39%
Ag 328.068†	-186.6	-0.00031	mg/L	0.000053	-0.00031	mg/L	0.000053	16.98%
Al 308.215†	17.3	0.01068	mg/L	0.005923	0.01068	mg/L	0.005923	55.45%
As 188.979†	20.1	0.01394	mg/L	0.002341	0.01394	mg/L	0.002341	16.79%
B 249.677†	20.9	0.00373	mg/L	0.001107	0.00373	mg/L	0.001107	29.65%
Ba 233.527†	471.8	0.08413	mg/L	0.000436	0.08413	mg/L	0.000436	0.52%
Be 313.042†	-45.7	-0.00006	mg/L	0.000027	-0.00006	mg/L	0.000027	46.42%
Ca 317.933†	857319.7	41.57	mg/L	0.190	41.57	mg/L	0.190	0.46%
Cd 228.802†	-5.3	-0.00016	mg/L	0.000168	-0.00016	mg/L	0.000168	104.90%
Co 228.616†	0.6	-0.00001	mg/L	0.000104	-0.00001	mg/L	0.000104	931.94%
Cr 267.716†	74.1	0.00184	mg/L	0.000746	0.00184	mg/L	0.000746	40.51%
Cu 324.752†	-186.6	-0.00091	mg/L	0.000075	-0.00091	mg/L	0.000075	8.22%
Fe 273.955†	3.2	0.00274	mg/L	0.001830	0.00274	mg/L	0.001830	66.90%
K 766.490†	4735.8	3.796	mg/L	0.0440	3.796	mg/L	0.0440	1.16%
Mg 279.077†	32208.3	19.75	mg/L	0.038	19.75	mg/L	0.038	0.19%
Mn 257.610†	7445.9	0.1872	mg/L	0.00046	0.1872	mg/L	0.00046	0.24%
Mo 202.031†	86.0	0.00612	mg/L	0.000328	0.00612	mg/L	0.000328	5.36%
Na 589.592†	461523.4	68.66	mg/L	0.288	68.66	mg/L	0.288	0.42%
Na 330.237†	2272.3	69.56	mg/L	0.427	69.56	mg/L	0.427	0.61%
Ni 231.604†	5.3	0.00141	mg/L	0.002274	0.00141	mg/L	0.002274	160.86%
Pb 220.353†	5.6	0.00057	mg/L	0.000302	0.00057	mg/L	0.000302	52.57%
Sb 206.836†	13.7	0.00783	mg/L	0.001231	0.00783	mg/L	0.001231	15.72%
Se 196.026†	32.8	0.02037	mg/L	0.003169	0.02037	mg/L	0.003169	15.56%
Si 288.158†	34594.8	20.87	mg/L	0.075	20.87	mg/L	0.075	0.36%
Sn 189.927†	-82.9	-0.01192	mg/L	0.000699	-0.01192	mg/L	0.000699	5.87%
Sr 421.552†	239021.0	0.3444	mg/L	0.00157	0.3444	mg/L	0.00157	0.46%
Ti 334.903†	57.9	0.00237	mg/L	0.001277	0.00237	mg/L	0.001277	53.90%
Tl 190.801†	-4.2	-0.00322	mg/L	0.002375	-0.00322	mg/L	0.002375	73.73%
V 292.402†	32.2	0.00020	mg/L	0.000244	0.00020	mg/L	0.000244	120.03%
Zn 206.200†	5.5	0.00171	mg/L	0.001256	0.00171	mg/L	0.001256	73.40%

Sequence No.: 31
Sample ID: ~~IO01~~ B SWC
Analyst: JLB~~II~~ 8.1.05 JLB
Initial Sample Wt:
Dilution: 2X rerun 5X

Autosampler Location: 47
Date Collected: 8/1/2005 2:40:13 PM
Data Type: Original
Initial Sample Vol:
Sample Prep Vol:

Nebulizer Parameters: IO01 B SWC

Analyte	Back Pressure	Flow
All	176.0 kPa	0.50 L/min

Mean Data: ~~IO~~01 B SWC

Analyte	Mean Corrected Intensity	Calib Conc.	Calib Units	Std.Dev.	Sample Conc.	Sample Units	Std.Dev.	RSD
ScA 357.253	1535292.7	102.4	%	0.24				0.23%
ScR 361.383	141670.6	106.8	%	0.67				0.63%
Ag 328.068†	-4347.5	-0.00033	mg/L	0.000343	-0.00066	mg/L	0.000685	103.34%
Al 308.215†	284202.3	177.2	mg/L	0.59	354.3	mg/L	1.19	0.34%
As 188.979†	135.3	0.07775	mg/L	0.004638	0.1555	mg/L	0.00928	5.97%
B 249.677†	272.8	0.04585	mg/L	0.001554	0.09171	mg/L	0.003108	3.39%
Ba 233.527†	4026.1	0.6974	mg/L	0.00276	1.395	mg/L	0.0055	0.40%
Be 313.042†	2594.6	0.00208	mg/L	0.000026	0.00416	mg/L	0.000052	1.24%
Ca 317.933†	1436827.2	69.67	mg/L	0.180	139.3	mg/L	0.36	0.26%
Cd 228.802†	271.2	0.00444	mg/L	0.000146	0.00888	mg/L	0.000293	3.30%
Co 228.616†	6598.9	0.1416	mg/L	0.00082	0.2831	mg/L	0.00165	0.58%
Cr 267.716†	3718.7	0.3835	mg/L	0.00151	0.7669	mg/L	0.00302	0.39%
Cu 324.752†	132221.7	0.5173	mg/L	0.00110	1.035	mg/L	0.0022	0.21%
Fe 273.955†	345529.3	292.7	mg/L	1.89	585.4	mg/L	3.79	0.65%
K 766.490†	10788.8	8.647	mg/L	0.0496	17.29	mg/L	0.099	0.57%
Mg 279.077†	144273.2	88.27	mg/L	0.062	176.5	mg/L	0.12	0.07%
Mn 257.610†	196604.8	4.951	mg/L	0.0252	9.902	mg/L	0.0504	0.51%
Mo 202.031†	60.4	0.00322	mg/L	0.000156	0.00644	mg/L	0.000313	4.86%
Na 589.592†	22647.7	3.369	mg/L	0.0098	6.738	mg/L	0.0196	0.29%
Na 330.237†	113.7	5.326	mg/L	0.1332	10.65	mg/L	0.266	2.50%
Ni 231.604†	1332.7	0.3564	mg/L	0.00151	0.7128	mg/L	0.00302	0.42%
Pb 220.353†	3631.1	0.3933	mg/L	0.00241	0.7865	mg/L	0.00481	0.61%
Sb 206.836†	45.5	0.03579	mg/L	0.003017	0.07157	mg/L	0.006034	8.43%
Se 196.026†	-39.2	0.00660	mg/L	0.007055	0.01320	mg/L	0.014111	106.91%
Si 288.158†	12342.3	7.446	mg/L	0.0409	14.89	mg/L	0.082	0.55%
Sn 189.927†	-70.7	-0.00830	mg/L	0.001818	-0.01661	mg/L	0.003635	21.89%
Sr 421.552†	299996.9	0.4323	mg/L	0.00145	0.8646	mg/L	0.00291	0.34%
Ti 334.903†	255669.5	10.49	mg/L	0.040	20.99	mg/L	0.079	0.38%
Tl 190.801†	-43.0	-0.01140	mg/L	0.002985	-0.02280	mg/L	0.005969	26.18%
V 292.402†	212954.6	0.7406	mg/L	0.00269	1.481	mg/L	0.0054	0.36%
Zn 206.200†	5160.8	1.898	mg/L	0.0119	3.796	mg/L	0.0238	0.63%

Sequence No.: 32
Sample ID: ~~I001~~ C SWC
Analyst: JLB I001 8/1/05 JLB
Initial Sample Wt:
Dilution: 2X

Autosampler Location: 48
Date Collected: 8/1/2005 2:46:28 PM
Data Type: Original
Initial Sample Vol:
Sample Prep Vol:

Nebulizer Parameters: IO01 C SWC

Analyte	Back Pressure	Flow
All	176.0 kPa	0.50 L/min

II

Mean Data: ~~I001~~ C SWC

Analyte	Mean Corrected Intensity	Calib Conc.	Calib Units	Std.Dev.	Sample Conc.	Sample Units	Std.Dev.	RSD
ScA 357.253	1492414.5	99.57	%	0.372				0.37%
ScR 361.383	133404.1	100.6	%	0.19				0.19%
Ag 328.068†	-310.2	0.00001	mg/L	0.000118	0.00002	mg/L	0.000236	>999.9%
Al 308.215†	25187.3	15.70	mg/L	0.020	31.40	mg/L	0.040	0.13%
As 188.979†	16.8	0.01015	mg/L	0.001870	0.02030	mg/L	0.003739	18.42%
B 249.677†	89.9	0.01563	mg/L	0.000597	0.03126	mg/L	0.001195	3.82%
Ba 233.527†	1010.5	0.1786	mg/L	0.00018	0.3571	mg/L	0.00036	0.10%
Be 313.042†	254.7	0.00023	mg/L	0.000010	0.00045	mg/L	0.000020	4.42%
Ca 317.933†	299127.0	14.50	mg/L	0.022	29.01	mg/L	0.044	0.15%
Cd 228.802†	22.3	0.00036	mg/L	0.000088	0.00072	mg/L	0.000177	24.44%
Co 228.616†	579.1	0.01223	mg/L	0.000065	0.02445	mg/L	0.000130	0.53%
Cr 267.716†	291.0	0.02999	mg/L	0.000510	0.05999	mg/L	0.001020	1.70%
Cu 324.752†	10832.1	0.04226	mg/L	0.000303	0.08452	mg/L	0.000607	0.72%
Fe 273.955†	27298.1	23.13	mg/L	0.068	46.25	mg/L	0.137	0.30%
K 766.490†	1312.8	1.052	mg/L	0.0082	2.104	mg/L	0.0164	0.78%
Mg 279.077†	9672.8	5.915	mg/L	0.0165	11.83	mg/L	0.033	0.28%
Mn 257.610†	48162.9	1.214	mg/L	0.0018	2.427	mg/L	0.0035	0.15%
Mo 202.031†	17.9	0.00125	mg/L	0.000089	0.00250	mg/L	0.000178	7.12%
Na 589.592†	3475.6	0.5170	mg/L	0.00242	1.034	mg/L	0.0048	0.47%
Na 330.237†	25.6	0.9328	mg/L	0.18526	1.866	mg/L	0.3705	19.86%
Ni 231.604†	108.4	0.02898	mg/L	0.000739	0.05796	mg/L	0.001477	2.55%
Pb 220.353†	161.1	0.01882	mg/L	0.000251	0.03765	mg/L	0.000502	1.33%
Sb 206.836†	11.0	0.00800	mg/L	0.002357	0.01600	mg/L	0.004714	29.47%
Se 196.026†	11.1	0.00931	mg/L	0.004267	0.01862	mg/L	0.008534	45.84%
Si 288.158†	3557.6	2.146	mg/L	0.0150	4.292	mg/L	0.0301	0.70%
Sn 189.927†	-27.8	-0.00411	mg/L	0.000734	-0.00822	mg/L	0.001469	17.87%
Sr 421.552†	57967.2	0.08353	mg/L	0.000154	0.1671	mg/L	0.00031	0.18%
Ti 334.903†	25492.5	1.046	mg/L	0.0018	2.093	mg/L	0.0036	0.17%
Tl 190.801†	-4.9	-0.00220	mg/L	0.003251	-0.00440	mg/L	0.006501	147.86%
V 292.402†	17178.2	0.05976	mg/L	0.000136	0.1195	mg/L	0.00027	0.23%
Zn 206.200†	319.0	0.1173	mg/L	0.00072	0.2347	mg/L	0.00144	0.61%

Sequence No.: 33
Sample ID: II15 MBSPK TWC
Analyst: JLB
Initial Sample Wt:
Dilution: 1X

Autosampler Location: 49
Date Collected: 8/1/2005 2:52:53 PM
Data Type: Original
Initial Sample Vol:
Sample Prep Vol:

Nebulizer Parameters: II15 MBSPK TWC

Analyte	Back Pressure	Flow
All	175.0 kPa	0.50 L/min

Mean Data: II15 MBSPK TWC

Analyte	Mean Corrected Intensity	Calib Conc.	Calib Units	Calib Std.Dev.	Sample Conc.	Sample Units	Sample Std.Dev.	RSD
ScA 357.253	1483675.2	98.99	%	0.432				0.44%
ScR 361.383	132211.9	99.67	%	0.681				0.68%
Ag 328.068†	-175.7	-0.00028	mg/L	0.000191	-0.00028	mg/L	0.000191	69.12%
Al 308.215†	3173.1	1.970	mg/L	0.0117	1.970	mg/L	0.0117	0.59%
As 188.979†	9.9	0.00756	mg/L	0.001637	0.00756	mg/L	0.001637	21.66%
B 249.677†	-14.9	-0.00194	mg/L	0.000711	-0.00194	mg/L	0.000711	36.66%
Ba 233.527†	10946.5	1.951	mg/L	0.0144	1.951	mg/L	0.0144	0.74%
Be 313.042†	397878.7	0.5055	mg/L	0.00063	0.5055	mg/L	0.00063	0.12%
Ca 317.933†	206999.7	10.04	mg/L	0.019	10.04	mg/L	0.019	0.19%
Cd 228.802†	6.1	0.00007	mg/L	0.000044	0.00007	mg/L	0.000044	64.33%
Co 228.616†	20435.8	0.4992	mg/L	0.00497	0.4992	mg/L	0.00497	1.00%
Cr 267.716†	4758.2	0.4961	mg/L	0.00359	0.4961	mg/L	0.00359	0.72%
Cu 324.752†	132108.9	0.4940	mg/L	0.00361	0.4940	mg/L	0.00361	0.73%
Fe 273.955†	2426.8	2.055	mg/L	0.0162	2.055	mg/L	0.0162	0.79%
K 766.490†	12833.2	10.29	mg/L	0.066	10.29	mg/L	0.066	0.64%
Mg 279.077†	16282.8	9.986	mg/L	0.0601	9.986	mg/L	0.0601	0.60%
Mn 257.610†	19328.5	0.4871	mg/L	0.00340	0.4871	mg/L	0.00340	0.70%
Mo 202.031†	22.4	0.00150	mg/L	0.000179	0.00150	mg/L	0.000179	11.94%
Na 589.592†	69868.5	10.39	mg/L	0.024	10.39	mg/L	0.024	0.23%
Na 330.237†	360.1	10.87	mg/L	0.235	10.87	mg/L	0.235	2.16%
Ni 231.604†	1831.5	0.4898	mg/L	0.00408	0.4898	mg/L	0.00408	0.83%
Pb 220.353†	0.3	0.00095	mg/L	0.000550	0.00095	mg/L	0.000550	57.93%
Sb 206.836†	13.4	0.00369	mg/L	0.000792	0.00369	mg/L	0.000792	21.46%
Se 196.026†	7.8	0.00506	mg/L	0.006456	0.00506	mg/L	0.006456	127.61%
Si 288.158†	29.5	0.01883	mg/L	0.002505	0.01883	mg/L	0.002505	13.30%
Sn 189.927†	-20.0	-0.00287	mg/L	0.000160	-0.00287	mg/L	0.000160	5.57%
Sr 421.552†	347752.6	0.5011	mg/L	0.00151	0.5011	mg/L	0.00151	0.30%
Ti 334.903†	64.6	0.00254	mg/L	0.000307	0.00254	mg/L	0.000307	12.09%
Tl 190.801†	4.1	-0.00011	mg/L	0.001932	-0.00011	mg/L	0.001932	>999.9%
V 292.402†	146018.6	0.5127	mg/L	0.00441	0.5127	mg/L	0.00441	0.86%
Zn 206.200†	1330.4	0.4894	mg/L	0.00439	0.4894	mg/L	0.00439	0.90%

Sequence No.: 34
Sample ID: IH99 MB2SPK DMN
Analyst: JLB
Initial Sample Wt:
Dilution: 1X

Autosampler Location: 50
Date Collected: 8/1/2005 2:59:19 PM
Data Type: Original
Initial Sample Vol:
Sample Prep Vol:

Nebulizer Parameters: IH99 MB2SPK DMN

Analyte	Back Pressure	Flow
All	175.0 kPa	0.50 L/min

Mean Data: IH99 MB2SPK DMN

Analyte	Mean Corrected Intensity	Calib Conc.	Calib Units	Std.Dev.	Sample Conc.	Sample Units	Std.Dev.	RSD
ScA 357.253	1508026.5	100.6	%	0.39				0.39%
ScR 361.383	135848.9	102.4	%	0.51				0.50%
Ag 328.068†	169629.0	0.5108	mg/L	0.00182	0.5108	mg/L	0.00182	0.36%
Al 308.215†	3238.7	2.011	mg/L	0.0149	2.011	mg/L	0.0149	0.74%
As 188.979†	2370.5	2.114	mg/L	0.0057	2.114	mg/L	0.0057	0.27%
B 249.677†	-2.9	0.00016	mg/L	0.000927	0.00016	mg/L	0.000927	562.86%
Ba 233.527†	11118.4	1.982	mg/L	0.0141	1.982	mg/L	0.0141	0.71%
Be 313.042†	397430.6	0.5049	mg/L	0.00107	0.5049	mg/L	0.00107	0.21%
Ca 317.933†	206379.5	10.01	mg/L	0.022	10.01	mg/L	0.022	0.22%
Cd 228.802†	21593.9	0.5419	mg/L	0.00099	0.5419	mg/L	0.00099	0.18%
Co 228.616†	20709.4	0.5059	mg/L	0.00185	0.5059	mg/L	0.00185	0.37%
Cr 267.716†	4775.0	0.4979	mg/L	0.00368	0.4979	mg/L	0.00368	0.74%
Cu 324.752†	133513.2	0.4992	mg/L	0.00146	0.4992	mg/L	0.00146	0.29%
Fe 273.955†	2448.0	2.073	mg/L	0.0164	2.073	mg/L	0.0164	0.79%
K 766.490†	12565.2	10.07	mg/L	0.082	10.07	mg/L	0.082	0.81%
Mg 279.077†	16359.4	10.03	mg/L	0.066	10.03	mg/L	0.066	0.66%
Mn 257.610†	19291.8	0.4865	mg/L	0.00423	0.4865	mg/L	0.00423	0.87%
Mo 202.031†	18.8	0.00123	mg/L	0.000189	0.00123	mg/L	0.000189	15.43%
Na 589.592†	69376.3	10.32	mg/L	0.029	10.32	mg/L	0.029	0.28%
Na 330.237†	361.4	10.91	mg/L	0.170	10.91	mg/L	0.170	1.56%
Ni 231.604†	1856.5	0.4965	mg/L	0.00497	0.4965	mg/L	0.00497	1.00%
Pb 220.353†	20608.7	2.056	mg/L	0.0081	2.056	mg/L	0.0081	0.39%
Sb 206.836†	14.1	0.00419	mg/L	0.001051	0.00419	mg/L	0.001051	25.05%
Se 196.026†	3716.3	2.307	mg/L	0.0086	2.307	mg/L	0.0086	0.37%
Si 288.158†	14.2	0.00960	mg/L	0.001104	0.00960	mg/L	0.001104	11.50%
Sn 189.927†	-23.7	-0.00348	mg/L	0.000663	-0.00348	mg/L	0.000663	19.07%
Sr 421.552†	349989.7	0.5043	mg/L	0.00150	0.5043	mg/L	0.00150	0.30%
Ti 334.903†	66.5	0.00262	mg/L	0.000419	0.00262	mg/L	0.000419	15.99%
Tl 190.801†	2695.1	2.102	mg/L	0.0017	2.102	mg/L	0.0017	0.08%
V 292.402†	147276.1	0.5171	mg/L	0.00136	0.5171	mg/L	0.00136	0.26%
Zn 206.200†	1360.4	0.5006	mg/L	0.00416	0.5006	mg/L	0.00416	0.83%

Sequence No.: 35
Sample ID: CV4
Analyst: JLB
Initial Sample Wt:
Dilution: 1X

Autosampler Location: 7
Date Collected: 8/1/2005 3:05:46 PM
Data Type: Original
Initial Sample Vol:
Sample Prep Vol:

Nebulizer Parameters: CV

Analyte	Back Pressure	Flow
All	176.0 kPa	0.50 L/min

Mean Data: CV

Analyte	Mean Corrected Intensity	Calib Conc.	Calib Units	Std.Dev.	Sample Conc.	Sample Units	Std.Dev.	RSD
ScA 357.253	1448728.1	96.66	%	0.391				0.40%
ScR 361.383	131960.5	99.48	%	0.151				0.15%
Ag 328.068†	334031.9	1.006	mg/L	0.0014	1.006	mg/L	0.0014	0.14%
Al 308.215†	3183.4	1.949	mg/L	0.0051	1.949	mg/L	0.0051	0.26%
As 188.979†	2304.0	2.053	mg/L	0.0036	2.053	mg/L	0.0036	0.18%
B 249.677†	5404.5	0.9577	mg/L	0.00270	0.9577	mg/L	0.00270	0.28%
Ba 233.527†	5503.9	0.9809	mg/L	0.00279	0.9809	mg/L	0.00279	0.28%
Be 313.042†	761904.0	0.9679	mg/L	0.00113	0.9679	mg/L	0.00113	0.12%
Ca 317.933†	41706.5	2.022	mg/L	0.0051	2.022	mg/L	0.0051	0.25%
Cd 228.802†	41822.3	1.052	mg/L	0.0029	1.052	mg/L	0.0029	0.27%
Co 228.616†	41374.2	1.010	mg/L	0.0021	1.010	mg/L	0.0021	0.21%
Cr 267.716†	9233.0	0.9674	mg/L	0.00188	0.9674	mg/L	0.00188	0.19%
Cu 324.752†	281451.9	1.051	mg/L	0.0025	1.051	mg/L	0.0025	0.24%
Fe 273.955†	2402.3	2.033	mg/L	0.0072	2.033	mg/L	0.0072	0.35%
K 766.490†	24731.3	19.82	mg/L	0.095	19.82	mg/L	0.095	0.48%
Mg 279.077†	3284.0	2.017	mg/L	0.0049	2.017	mg/L	0.0049	0.24%
Mn 257.610†	38708.6	0.9762	mg/L	0.00144	0.9762	mg/L	0.00144	0.15%
Mo 202.031†	13176.0	0.9816	mg/L	0.00285	0.9816	mg/L	0.00285	0.29%
Na 589.592†	332079.3	49.40	mg/L	0.127	49.40	mg/L	0.127	0.26%
Na 330.237†	1604.5	49.32	mg/L	0.259	49.32	mg/L	0.259	0.53%
Ni 231.604†	3690.8	0.9883	mg/L	0.00320	0.9883	mg/L	0.00320	0.32%
Pb 220.353†	19777.7	1.974	mg/L	0.0058	1.974	mg/L	0.0058	0.29%
Sb 206.836†	2821.6	2.088	mg/L	0.0059	2.088	mg/L	0.0059	0.28%
Se 196.026†	3265.2	2.027	mg/L	0.0087	2.027	mg/L	0.0087	0.43%
Si 288.158†	3427.3	2.069	mg/L	0.0048	2.069	mg/L	0.0048	0.23%
Sn 189.927†	4749.6	0.9360	mg/L	0.00154	0.9360	mg/L	0.00154	0.16%
Sr 421.552†	686820.3	0.9897	mg/L	0.00150	0.9897	mg/L	0.00150	0.15%
Ti 334.903†	23559.2	0.9657	mg/L	0.00206	0.9657	mg/L	0.00206	0.21%
Tl 190.801†	2560.1	1.997	mg/L	0.0106	1.997	mg/L	0.0106	0.53%
V 292.402†	291397.3	1.023	mg/L	0.0019	1.023	mg/L	0.0019	0.19%
Zn 206.200†	2695.8	0.9920	mg/L	0.00132	0.9920	mg/L	0.00132	0.13%

Sequence No.: 36
Sample ID: CB
Analyst: JLB
Initial Sample Wt:
Dilution: 1X

Autosampler Location: 1
Date Collected: 8/1/2005 3:11:59 PM
Data Type: Original
Initial Sample Vol:
Sample Prep Vol:

Nebulizer Parameters: CB

Analyte	Back Pressure	Flow
All	176.0 kPa	0.50 L/min

Mean Data: CB

Analyte	Mean Corrected Intensity	Calib Conc.	Calib Units	Calib Std.Dev.	Sample Conc.	Sample Units	Sample Std.Dev.	RSD
ScA 357.253	1465075.1	97.75	%	0.478				0.49%
ScR 361.383	130214.0	98.16	%	0.191				0.19%
Ag 328.068†	143.1	0.00043	mg/L	0.000209	0.00043	mg/L	0.000209	48.60%
Al 308.215†	8.1	0.00500	mg/L	0.002342	0.00500	mg/L	0.002342	46.82%
As 188.979†	2.4	0.00218	mg/L	0.002498	0.00218	mg/L	0.002498	114.67%
B 249.677†	18.9	0.00335	mg/L	0.001124	0.00335	mg/L	0.001124	33.58%
Ba 233.527†	-0.1	-0.00002	mg/L	0.000908	-0.00002	mg/L	0.000908	>999.9%
Be 313.042†	40.5	0.00005	mg/L	0.000014	0.00005	mg/L	0.000014	27.17%
Ca 317.933†	22.6	0.00109	mg/L	0.001033	0.00109	mg/L	0.001033	94.38%
Cd 228.802†	5.0	0.00012	mg/L	0.000092	0.00012	mg/L	0.000092	74.52%
Co 228.616†	-0.1	0.00000	mg/L	0.000110	0.00000	mg/L	0.000110	>999.9%
Cr 267.716†	-5.8	-0.00061	mg/L	0.000351	-0.00061	mg/L	0.000351	57.67%
Cu 324.752†	-224.2	-0.00084	mg/L	0.000116	-0.00084	mg/L	0.000116	13.84%
Fe 273.955†	7.7	0.00648	mg/L	0.002168	0.00648	mg/L	0.002168	33.43%
K 766.490†	112.6	0.09027	mg/L	0.022325	0.09027	mg/L	0.022325	24.73%
Mg 279.077†	-2.4	-0.00149	mg/L	0.000909	-0.00149	mg/L	0.000909	61.04%
Mn 257.610†	15.6	0.00039	mg/L	0.000070	0.00039	mg/L	0.000070	17.78%
Mo 202.031†	14.0	0.00104	mg/L	0.000161	0.00104	mg/L	0.000161	15.38%
Na 589.592†	352.2	0.05240	mg/L	0.005676	0.05240	mg/L	0.005676	10.83%
Na 330.237†	2.4	0.07398	mg/L	0.712869	0.07398	mg/L	0.712869	963.61%
Ni 231.604†	3.2	0.00086	mg/L	0.001335	0.00086	mg/L	0.001335	155.35%
Pb 220.353†	14.6	0.00146	mg/L	0.000217	0.00146	mg/L	0.000217	14.93%
Sb 206.836†	2.4	0.00183	mg/L	0.001000	0.00183	mg/L	0.001000	54.68%
Se 196.026†	7.5	0.00468	mg/L	0.006232	0.00468	mg/L	0.006232	133.25%
Si 288.158†	17.7	0.01069	mg/L	0.000742	0.01069	mg/L	0.000742	6.94%
Sn 189.927†	15.8	0.00311	mg/L	0.000221	0.00311	mg/L	0.000221	7.11%
Sr 421.552†	73.6	0.00011	mg/L	0.000017	0.00011	mg/L	0.000017	15.92%
Ti 334.903†	24.2	0.00099	mg/L	0.000821	0.00099	mg/L	0.000821	82.76%
Tl 190.801†	-0.6	-0.00043	mg/L	0.003490	-0.00043	mg/L	0.003490	811.37%
V 292.402†	1.3	0.00000	mg/L	0.000178	0.00000	mg/L	0.000178	>999.9%
Zn 206.200†	4.3	0.00159	mg/L	0.000985	0.00159	mg/L	0.000985	62.14%

Analysis Begun

Start Time: 8/1/2005 3:24:54 PM
Logged In Analyst: metals
Spectrometer Model: Optima 4300 DV, S/N 077N0060101
Plasma On Time: 8/1/2005 8:40:30 AM
Technique: ICP Continuous
Autosampler Model: AS-93plus

Sample Information File: C:\pe\Administrator\Sample Information\0801A.sif
Batch ID:
Results Data Set: PE050801
Results Library: C:\pe\Administrator\Results\Results.mdb

Sequence No.: 1
Sample ID: II59 MB SWC
Analyst: [redacted]
Initial Sample Wt:
Dilution: 2X
Autosampler Location: 21
Date Collected: 8/1/2005 3:24:54 PM
Data Type: Original
Initial Sample Vol:
Sample Prep Vol:

Nebulizer Parameters: II59 MB SWC

Analyte	Back Pressure	Flow
All	175.0 kPa	0.50 L/min

Mean Data: II59 MB SWC

Analyte	Mean Corrected Intensity	Calib Conc.	Calib Units	Calib Std.Dev.	Sample Conc.	Sample Units	Sample Std.Dev.	RSD
ScA 357.253	1480746.8	98.79	%	0.389				0.39%
ScR 361.383	131122.3	98.85	%	0.574				0.58%
Ag 328.068†	14.3	[redacted]	mg/L	0.000182	0.00009	mg/L	0.000365	416.27%
Al 308.215†	41.2	0.02568	mg/L	0.003575	0.05135	mg/L	0.007150	13.92%
As 188.979†	0.2	[redacted]	mg/L	0.001617	0.00037	mg/L	0.003234	880.16%
B 249.677†	14.8	0.00262	mg/L	0.000456	0.00524	mg/L	0.000912	17.39%
Ba 233.527†	-3.3	[redacted]	mg/L	0.000710	-0.00119	mg/L	0.001420	119.82%
Be 313.042†	17.9	0.00002	mg/L	0.000039	0.00005	mg/L	0.000077	171.51%
Ca 317.933†	1048.4	0.05084	mg/L	0.002001	0.1017	mg/L	0.00400	3.94%
Cd 228.802†	0.6	[redacted]	mg/L	0.000090	0.00003	mg/L	0.000180	610.98%
Co 228.616†	-4.0	-0.00010	mg/L	0.000008	-0.00020	mg/L	0.000015	7.88%
Cr 267.716†	-1.2	[redacted]	mg/L	0.000689	-0.00025	mg/L	0.001377	551.18%
Cu 324.752†	-308.9	-0.00115	mg/L	0.000176	-0.00231	mg/L	0.000351	15.22%
Fe 273.955†	11.2	0.00948	mg/L	0.003199	0.01897	mg/L	0.006397	33.73%
K 766.490†	59.7	0.04787	mg/L	0.040675	0.09574	mg/L	0.081351	84.97%
Mg 279.077†	11.6	0.00713	mg/L	0.004500	0.01426	mg/L	0.008999	63.12%
Mn 257.610†	15.8	0.00040	mg/L	0.000238	0.00080	mg/L	0.000476	59.89%
Mo 202.031†	6.0	0.00045	mg/L	0.000109	0.00090	mg/L	0.000218	24.23%
Na 589.592†	68.0	0.01011	mg/L	0.004741	0.02023	mg/L	0.009481	46.88%
Na 330.237†	14.0	0.4284	mg/L	0.40606	0.8569	mg/L	0.81211	94.78%
Ni 231.604†	3.4	0.00091	mg/L	0.001312	0.00182	mg/L	0.002624	144.16%
Pb 220.353†	9.5	[redacted]	mg/L	0.000865	0.00191	mg/L	0.001730	90.70%
Sb 206.836†	-0.9	-0.00065	mg/L	0.000349	-0.00130	mg/L	0.000697	53.54%
Se 196.026†	7.3	[redacted]	mg/L	0.005415	0.00910	mg/L	0.010830	119.04%
Si 288.158†	28.2	0.01703	mg/L	0.003302	0.03407	mg/L	0.006604	19.39%
Sn 189.927†	10.1	0.00198	mg/L	0.000505	0.00397	mg/L	0.001009	25.45%
Sr 421.552†	284.9	0.00041	mg/L	0.000077	0.00082	mg/L	0.000154	18.76%
Ti 334.903†	28.1	0.00115	mg/L	0.000445	0.00230	mg/L	0.000891	38.68%
Tl 190.801†	-3.4	-0.00267	mg/L	0.001705	-0.00534	mg/L	0.003410	63.90%
V 292.402†	28.2	0.00010	mg/L	0.000131	0.00019	mg/L	0.000261	134.22%
Zn 206.200†	4.7	0.00172	mg/L	0.000226	0.00343	mg/L	0.000452	13.17%

Sequence No.: 2
Sample ID: II01 MB2 TWC
Analyst: JLB
Initial Sample Wt:
Dilution: 1X

Autosampler Location: 22
Date Collected: 8/1/2005 3:31:18 PM
Data Type: Original
Initial Sample Vol:
Sample Prep Vol:

Nebulizer Parameters: II01 MB2 TWC

Analyte	Back Pressure	Flow
All	175.0 kPa	0.50 L/min

Mean Data: II01 MB2 TWC

Analyte	Mean Corrected Intensity	Calib Conc.	Calib Units	Std.Dev.	Sample Conc.	Sample Units	Std.Dev.	RSD
ScA 357.253	1490588.4	99.45	%	0.643				0.65%
ScR 361.383	131796.4	99.36	%	0.906				0.91%
Ag 328.068†	21.9	0.00007	mg/L	0.000167	0.00007	mg/L	0.000167	252.44%
Al 308.215†	14.1	0.00877	mg/L	0.012716	0.00877	mg/L	0.012716	144.97%
As 188.979†	1.4	0.00128	mg/L	0.001733	0.00128	mg/L	0.001733	135.06%
B 249.677†	-5.5	-0.00096	mg/L	0.001173	-0.00096	mg/L	0.001173	121.61%
Ba 233.527†	-4.0	-0.00071	mg/L	0.001297	-0.00071	mg/L	0.001297	183.62%
Be 313.042†	13.5	0.00002	mg/L	0.000018	0.00002	mg/L	0.000018	104.90%
Ca 317.933†	98.7	0.00479	mg/L	0.000956	0.00479	mg/L	0.000956	19.97%
Cd 228.802†	1.4	0.00003	mg/L	0.000084	0.00003	mg/L	0.000084	241.80%
Co 228.616†	-11.5	-0.00028	mg/L	0.000108	-0.00028	mg/L	0.000108	38.40%
Cr 267.716†	3.8	0.00039	mg/L	0.000207	0.00039	mg/L	0.000207	52.42%
Cu 324.752†	-444.3	-0.00166	mg/L	0.000271	-0.00166	mg/L	0.000271	16.30%
Fe 273.955†	7.0	0.00594	mg/L	0.000274	0.00594	mg/L	0.000274	4.61%
K 766.490†	56.9	0.04558	mg/L	0.005346	0.04558	mg/L	0.005346	11.73%
Mg 279.077†	1.4	0.00087	mg/L	0.004802	0.00087	mg/L	0.004802	550.40%
Mn 257.610†	-1.4	-0.00003	mg/L	0.000163	-0.00003	mg/L	0.000163	467.68%
Mo 202.031†	5.2	0.00039	mg/L	0.000143	0.00039	mg/L	0.000143	36.70%
Na 589.592†	5.4	0.00081	mg/L	0.004316	0.00081	mg/L	0.004316	534.30%
Na 330.237†	16.0	0.4928	mg/L	0.65930	0.4928	mg/L	0.65930	133.78%
Ni 231.604†	0.5	0.00014	mg/L	0.001448	0.00014	mg/L	0.001448	>999.9%
Pb 220.353†	10.1	0.00102	mg/L	0.000255	0.00102	mg/L	0.000255	25.08%
Sb 206.836†	-0.5	-0.00038	mg/L	0.000836	-0.00038	mg/L	0.000836	219.85%
Se 196.026†	8.2	0.00509	mg/L	0.001756	0.00509	mg/L	0.001756	34.49%
Si 288.158†	22.4	0.01352	mg/L	0.004297	0.01352	mg/L	0.004297	31.79%
Sn 189.927†	2.6	0.00051	mg/L	0.000331	0.00051	mg/L	0.000331	65.54%
Sr 421.552†	22.3	0.00003	mg/L	0.000060	0.00003	mg/L	0.000060	185.79%
Ti 334.903†	27.6	0.00113	mg/L	0.000447	0.00113	mg/L	0.000447	39.45%
Tl 190.801†	-0.9	-0.00071	mg/L	0.003070	-0.00071	mg/L	0.003070	433.53%
V 292.402†	30.0	0.00011	mg/L	0.000098	0.00011	mg/L	0.000098	91.76%
Zn 206.200†	4.2	0.00154	mg/L	0.000929	0.00154	mg/L	0.000929	60.41%

Sequence No.: 3
Sample ID: II59 A SWC 1
Analyst: JLB
Initial Sample Wt:
Dilution: 2X

Autosampler Location: 23
Date Collected: 8/1/2005 3:37:42 PM
Data Type: Original
Initial Sample Vol:
Sample Prep Vol:

Nebulizer Parameters: II59 A SWC

Analyte	Back Pressure	Flow
All	175.0 kPa	0.50 L/min

Mean Data: II59 A SWC

Analyte	Mean Corrected Intensity	Calib Conc.	Calib Units	Std.Dev.	Sample Conc.	Sample Units	Std.Dev.	RSD
ScA 357.253	1486019.5	99.14	%	0.484				0.49%
ScR 361.383	136397.8	102.8	%	0.35				0.34%
Ag 328.068†	-2595.4	-0.00089	mg/L	0.000142	-0.00178	mg/L	0.000283	15.92%
Al 308.215†	190762.7	118.9	mg/L	0.20	237.8	mg/L	0.41	0.17%
As 188.979†	102.9	0.05876	mg/L	0.000617	0.1175	mg/L	0.00123	1.05%
B 249.677†	140.7	0.02281	mg/L	0.000132	0.04563	mg/L	0.000264	0.58%
Ba 233.527†	3082.9	0.5387	mg/L	0.00085	1.077	mg/L	0.0017	0.16%
Be 313.042†	1864.4	0.00167	mg/L	0.000025	0.00334	mg/L	0.000051	1.51%
Ca 317.933†	1093150.5	53.01	mg/L	0.111	106.0	mg/L	0.22	0.21%
Cd 228.802†	79.3	0.00070	mg/L	0.000066	0.00139	mg/L	0.000133	9.53%
Co 228.616†	3453.4	0.06889	mg/L	0.000726	0.1378	mg/L	0.00145	1.05%
Cr 267.716†	2659.9	0.2729	mg/L	0.00060	0.5458	mg/L	0.00121	0.22%
Cu 324.752†	38134.1	0.1539	mg/L	0.00005	0.3078	mg/L	0.00010	0.03%
Fe 273.955†	185073.4	156.8	mg/L	0.93	313.6	mg/L	1.87	0.60%
K 766.490†	9119.1	7.309	mg/L	0.0235	14.62	mg/L	0.047	0.32%
Mg 279.077†	89448.7	54.74	mg/L	0.020	109.5	mg/L	0.04	0.04%
Mn 257.610†	111457.7	2.806	mg/L	0.0120	5.613	mg/L	0.0240	0.43%
Mo 202.031†	56.4	0.00341	mg/L	0.000085	0.00681	mg/L	0.000170	2.50%
Na 589.592†	22874.7	3.403	mg/L	0.0020	6.806	mg/L	0.0041	0.06%
Na 330.237†	92.7	4.761	mg/L	0.1920	9.522	mg/L	0.3840	4.03%
Ni 231.604†	1148.5	0.3071	mg/L	0.00098	0.6142	mg/L	0.00197	0.32%
Pb 220.353†	272.9	0.04827	mg/L	0.000685	0.09654	mg/L	0.001371	1.42%
Sb 206.836†	29.4	0.02384	mg/L	0.001694	0.04769	mg/L	0.003387	7.10%
Se 196.026†	-22.6	0.00254	mg/L	0.004150	0.00509	mg/L	0.008299	163.12%
Si 288.158†	2976.8	1.796	mg/L	0.0103	3.593	mg/L	0.0206	0.57%
Sn 189.927†	-71.6	-0.00997	mg/L	0.001827	-0.01994	mg/L	0.003655	18.33%
Sr 421.552†	221555.1	0.3193	mg/L	0.00043	0.6385	mg/L	0.00087	0.14%
Ti 334.903†	215026.7	8.826	mg/L	0.0157	17.65	mg/L	0.031	0.18%
Tl 190.801†	-22.3	-0.00751	mg/L	0.001147	-0.01502	mg/L	0.002293	15.27%
V 292.402†	122143.4	0.4238	mg/L	0.00024	0.8475	mg/L	0.00048	0.06%
Zn 206.200†	805.6	0.2956	mg/L	0.00109	0.5912	mg/L	0.00217	0.37%

Sequence No.: 4
Sample ID: II01 E TWC
Analyst: SLB
Initial Sample Wt:
Dilution: 1X

Autosampler Location: 24
Date Collected: 8/1/2005 3:43:55 PM
Data Type: Original
Initial Sample Vol:
Sample Prep Vol:

Nebulizer Parameters: II01 E TWC

Analyte	Back Pressure	Flow
All	175.0 kPa	0.50 L/min

Mean Data: II01 E TWC

Analyte	Mean Corrected Intensity	Calib Conc.	Calib Units	Std.Dev.	Sample Conc.	Sample Units	Std.Dev.	RSD
ScA 357.253	1481707.1	98.86	%	0.318				0.32%
ScR 361.383	133929.0	101.0	%	0.40				0.40%
Ag 328.068†	-362.0	-0.00023	mg/L	0.000028	-0.00023	mg/L	0.000028	12.36%
Al 308.215†	4496.4	2.803	mg/L	0.0266	2.803	mg/L	0.0266	0.95%
As 188.979†	27.7	0.01983	mg/L	0.002661	0.01983	mg/L	0.002661	13.42%
B 249.677†	100.1	0.01766	mg/L	0.001453	0.01766	mg/L	0.001453	8.23%
Ba 233.527†	403.9	0.07045	mg/L	0.000333	0.07045	mg/L	0.000333	0.47%
Be 313.042†	-12.3	-0.00003	mg/L	0.000051	-0.00003	mg/L	0.000051	152.43%
Ca 317.933†	941826.8	45.67	mg/L	0.068	45.67	mg/L	0.068	0.15%
Cd 228.802†	9.0	0.00001	mg/L	0.000044	0.00001	mg/L	0.000044	297.73%
Co 228.616†	217.6	0.00469	mg/L	0.000038	0.00469	mg/L	0.000038	0.81%
Cr 267.716†	67.2	0.00534	mg/L	0.000581	0.00534	mg/L	0.000581	10.89%
Cu 324.752†	2968.3	0.01307	mg/L	0.000235	0.01307	mg/L	0.000235	1.80%
Fe 273.955†	26957.3	22.84	mg/L	0.152	22.84	mg/L	0.152	0.67%
K 766.490†	1942.2	1.557	mg/L	0.0524	1.557	mg/L	0.0524	3.37%
Mg 279.077†	12981.2	7.945	mg/L	0.0473	7.945	mg/L	0.0473	0.60%
Mn 257.610†	116831.0	2.945	mg/L	0.0168	2.945	mg/L	0.0168	0.57%
Mo 202.031†	12.7	0.00083	mg/L	0.000361	0.00083	mg/L	0.000361	43.33%
Na 589.592†	57385.6	8.537	mg/L	0.0170	8.537	mg/L	0.0170	0.20%
Na 330.237†	322.4	9.607	mg/L	0.2749	9.607	mg/L	0.2749	2.86%
Ni 231.604†	25.9	0.00693	mg/L	0.001168	0.00693	mg/L	0.001168	16.85%
Pb 220.353†	63.3	0.00680	mg/L	0.000251	0.00680	mg/L	0.000251	3.69%
Sb 206.836†	15.8	0.00931	mg/L	0.000992	0.00931	mg/L	0.000992	10.65%
Se 196.026†	24.9	0.01790	mg/L	0.000865	0.01790	mg/L	0.000865	4.83%
Si 288.158†	1570.0	0.9471	mg/L	0.00945	0.9471	mg/L	0.00945	1.00%
Sn 189.927†	-80.0	-0.01094	mg/L	0.001092	-0.01094	mg/L	0.001092	9.99%
Sr 421.552†	129199.2	0.1862	mg/L	0.00024	0.1862	mg/L	0.00024	0.13%
Ti 334.903†	3847.2	0.1579	mg/L	0.00114	0.1579	mg/L	0.00114	0.72%
Tl 190.801†	-7.7	-0.00376	mg/L	0.004120	-0.00376	mg/L	0.004120	109.55%
V 292.402†	3110.3	0.01126	mg/L	0.000078	0.01126	mg/L	0.000078	0.69%
Zn 206.200†	177.8	0.06532	mg/L	0.000463	0.06532	mg/L	0.000463	0.71%

Sequence No.: 5
Sample ID: II01 J TWC
Analyst: JLB
Initial Sample Wt:
Dilution: 1X

Autosampler Location: 25
Date Collected: 8/1/2005 3:50:35 PM
Data Type: Original
Initial Sample Vol:
Sample Prep Vol:

Nebulizer Parameters: II01 J TWC

Analyte	Back Pressure	Flow
All	176.0 kPa	0.50 L/min

Mean Data: II01 J TWC

Analyte	Mean Corrected Intensity	Calib Conc.	Calib Units	Std.Dev.	Sample Conc.	Sample Units	Std.Dev.	RSD
ScA 357.253	1481337.0	98.83	%	0.771				0.78%
ScR 361.383	135231.2	101.9	%	1.12				1.10%
Ag 328.068†	-73.8	-0.00022	mg/L	0.000232	-0.00022	mg/L	0.000232	104.56%
Al 308.215†	16.6	0.01032	mg/L	0.001436	0.01032	mg/L	0.001436	13.91%
As 188.979†	0.7	0.00063	mg/L	0.002924	0.00063	mg/L	0.002924	461.04%
B 249.677†	-2.5	-0.00043	mg/L	0.000438	-0.00043	mg/L	0.000438	101.24%
Ba 233.527†	-2.9	-0.00053	mg/L	0.001072	-0.00053	mg/L	0.001072	203.64%
Be 313.042†	-40.3	-0.00005	mg/L	0.000042	-0.00005	mg/L	0.000042	81.26%
Ca 317.933†	484.2	0.02348	mg/L	0.000659	0.02348	mg/L	0.000659	2.81%
Cd 228.802†	2.1	0.00005	mg/L	0.000081	0.00005	mg/L	0.000081	153.62%
Co 228.616†	-6.2	-0.00015	mg/L	0.000073	-0.00015	mg/L	0.000073	47.07%
Cr 267.716†	1.4	0.00014	mg/L	0.000759	0.00014	mg/L	0.000759	527.04%
Cu 324.752†	-456.7	-0.00171	mg/L	0.000172	-0.00171	mg/L	0.000172	10.08%
Fe 273.955†	11.3	0.00957	mg/L	0.001554	0.00957	mg/L	0.001554	16.24%
K 766.490†	-51.4	-0.04121	mg/L	0.015794	-0.04121	mg/L	0.015794	38.33%
Mg 279.077†	15.7	0.00962	mg/L	0.005537	0.00962	mg/L	0.005537	57.55%
Mn 257.610†	13.8	0.00035	mg/L	0.000093	0.00035	mg/L	0.000093	26.89%
Mo 202.031†	4.8	0.00036	mg/L	0.000366	0.00036	mg/L	0.000366	101.45%
Na 589.592†	365.5	0.05437	mg/L	0.004486	0.05437	mg/L	0.004486	8.25%
Na 330.237†	8.4	0.2561	mg/L	0.23344	0.2561	mg/L	0.23344	91.15%
Ni 231.604†	3.5	0.00094	mg/L	0.002166	0.00094	mg/L	0.002166	230.66%
Pb 220.353†	12.6	0.00126	mg/L	0.000477	0.00126	mg/L	0.000477	37.88%
Sb 206.836†	0.8	0.00061	mg/L	0.001339	0.00061	mg/L	0.001339	220.15%
Se 196.026†	9.5	0.00593	mg/L	0.004289	0.00593	mg/L	0.004289	72.34%
Si 288.158†	35.7	0.02153	mg/L	0.001372	0.02153	mg/L	0.001372	6.37%
Sn 189.927†	8.9	0.00176	mg/L	0.000640	0.00176	mg/L	0.000640	36.39%
Sr 421.552†	110.2	0.00016	mg/L	0.000066	0.00016	mg/L	0.000066	41.52%
Ti 334.903†	49.0	0.00201	mg/L	0.000792	0.00201	mg/L	0.000792	39.36%
Tl 190.801†	-0.2	-0.00018	mg/L	0.003961	-0.00018	mg/L	0.003961	>999.9%
V 292.402†	45.3	0.00016	mg/L	0.000011	0.00016	mg/L	0.000011	6.81%
Zn 206.200†	12.3	0.00454	mg/L	0.000250	0.00454	mg/L	0.000250	5.50%

Sequence No.: 6
Sample ID: II01 DDUP TWC
Analyst: JLB
Initial Sample Wt:
Dilution: 1X

Autosampler Location: 26
Date Collected: 8/1/2005 3:56:58 PM
Data Type: Original
Initial Sample Vol:
Sample Prep Vol:

Nebulizer Parameters: II01 DDUP TWC

Analyte	Back Pressure	Flow
All	176.0 kPa	0.50 L/min

Mean Data: II01 DDUP TWC

Analyte	Mean Corrected Intensity	Calib Conc.	Units	Std.Dev.	Sample Conc.	Units	Std.Dev.	RSD
ScA 357.253	1483276.9	98.96	%	0.543				0.55%
ScR 361.383	132326.8	99.76	%	0.477				0.48%
Ag 328.068†	-56.8	-0.00006	mg/L	0.000180	-0.00006	mg/L	0.000180	288.28%
Al 308.215†	445.1	0.2775	mg/L	0.00481	0.2775	mg/L	0.00481	1.73%
As 188.979†	7.3	0.00578	mg/L	0.004325	0.00578	mg/L	0.004325	74.83%
B 249.677†	114.5	0.02023	mg/L	0.001762	0.02023	mg/L	0.001762	8.71%
Ba 233.527†	50.0	0.00878	mg/L	0.000659	0.00878	mg/L	0.000659	7.51%
Be 313.042†	-22.9	-0.00003	mg/L	0.000010	-0.00003	mg/L	0.000010	32.68%
Ca 317.933†	142690.3	6.919	mg/L	0.0188	6.919	mg/L	0.0188	0.27%
Cd 228.802†	-1.4	-0.00006	mg/L	0.000255	-0.00006	mg/L	0.000255	422.51%
Co 228.616†	21.5	0.00046	mg/L	0.000108	0.00046	mg/L	0.000108	23.55%
Cr 267.716†	16.7	0.00092	mg/L	0.000510	0.00092	mg/L	0.000510	55.52%
Cu 324.752†	64.7	0.00039	mg/L	0.000113	0.00039	mg/L	0.000113	29.32%
Fe 273.955†	2337.2	1.980	mg/L	0.0144	1.980	mg/L	0.0144	0.72%
K 766.490†	947.4	0.7594	mg/L	0.02278	0.7594	mg/L	0.02278	3.00%
Mg 279.077†	5106.7	3.131	mg/L	0.0040	3.131	mg/L	0.0040	0.13%
Mn 257.610†	6439.7	0.1622	mg/L	0.00023	0.1622	mg/L	0.00023	0.14%
Mo 202.031†	7.1	0.00049	mg/L	0.000176	0.00049	mg/L	0.000176	36.11%
Na 589.592†	78435.6	11.67	mg/L	0.057	11.67	mg/L	0.057	0.49%
Na 330.237†	393.5	12.05	mg/L	0.623	12.05	mg/L	0.623	5.17%
Ni 231.604†	3.5	0.00094	mg/L	0.000732	0.00094	mg/L	0.000732	78.26%
Pb 220.353†	6.7	0.00072	mg/L	0.000196	0.00072	mg/L	0.000196	27.22%
Sb 206.836†	5.8	0.00393	mg/L	0.000911	0.00393	mg/L	0.000911	23.15%
Se 196.026†	12.2	0.00779	mg/L	0.002866	0.00779	mg/L	0.002866	36.79%
Si 288.158†	6398.0	3.859	mg/L	0.0107	3.859	mg/L	0.0107	0.28%
Sn 189.927†	-14.0	-0.00202	mg/L	0.001096	-0.00202	mg/L	0.001096	54.39%
Sr 421.552†	25847.7	0.03725	mg/L	0.000115	0.03725	mg/L	0.000115	0.31%
Ti 334.903†	511.5	0.02100	mg/L	0.001301	0.02100	mg/L	0.001301	6.20%
Tl 190.801†	0.2	0.00035	mg/L	0.002524	0.00035	mg/L	0.002524	717.79%
V 292.402†	429.4	0.00152	mg/L	0.000073	0.00152	mg/L	0.000073	4.81%
Zn 206.200†	11.7	0.00424	mg/L	0.000404	0.00424	mg/L	0.000404	9.53%

Sequence No.: 7
Sample ID: II01 D TWC
Analyst: JLB
Initial Sample Wt:
Dilution: 1X

Autosampler Location: 27
Date Collected: 8/1/2005 4:03:22 PM
Data Type: Original
Initial Sample Vol:
Sample Prep Vol:

Nebulizer Parameters: II01 D TWC

Analyte	Back Pressure	Flow
All	176.0 kPa	0.50 L/min

Mean Data: II01 D TWC

Analyte	Mean Corrected Intensity	Calib Conc.	Calib Units	Std.Dev.	Sample Conc.	Sample Units	Std.Dev.	RSD
ScA 357.253	1483284.6	98.96	%	0.447				0.45%
ScR 361.383	134102.5	101.1	%	0.25				0.25%
Ag 328.068†	-26.9	[illegible]	mg/L	0.000138	0.00003	mg/L	0.000138	445.59%
Al 308.215†	463.0	[illegible]	mg/L	0.00159	0.2886	mg/L	0.00159	0.55%
As 188.979†	4.0	0.00286	mg/L	0.001006	0.00286	mg/L	0.001006	35.17%
B 249.677†	118.1	0.02087	mg/L	0.000991	0.02087	mg/L	0.000991	4.75%
Ba 233.527†	57.1	[illegible]	mg/L	0.000750	0.01004	mg/L	0.000750	7.47%
Be 313.042†	-12.3	[illegible]	mg/L	0.000023	-0.00002	mg/L	0.000023	128.75%
Ca 317.933†	145630.8	[illegible]	mg/L	0.0072	7.061	mg/L	0.0072	0.10%
Cd 228.802†	1.3	[illegible]	mg/L	0.000088	0.00001	mg/L	0.000088	706.16%
Co 228.616†	15.3	[illegible]	mg/L	0.000217	0.00030	mg/L	0.000217	71.37%
Cr 267.716†	15.4	[illegible]	mg/L	0.000564	0.00073	mg/L	0.000564	77.47%
Cu 324.752†	74.8	[illegible]	mg/L	0.000075	0.00043	mg/L	0.000075	17.37%
Fe 273.955†	2444.8	[illegible]	mg/L	0.0083	2.071	mg/L	0.0083	0.40%
K 766.490†	864.1	[illegible]	mg/L	0.02011	0.6926	mg/L	0.02011	2.90%
Mg 279.077†	5371.5	[illegible]	mg/L	0.0059	3.293	mg/L	0.0059	0.18%
Mn 257.610†	6803.6	[illegible]	mg/L	0.00050	0.1714	mg/L	0.00050	0.29%
Mo 202.031†	11.2	0.00079	mg/L	0.000325	0.00079	mg/L	0.000325	41.25%
Na 589.592†	79560.4	[illegible]	mg/L	0.007	11.84	mg/L	0.007	0.06%
Na 330.237†	433.2	13.27	mg/L	0.252	13.27	mg/L	0.252	1.90%
Ni 231.604†	2.3	[illegible]	mg/L	0.000215	0.00061	mg/L	0.000215	35.27%
Pb 220.353†	8.1	0.00087	mg/L	0.000890	0.00087	mg/L	0.000890	102.89%
Sb 206.836†	2.6	[illegible]	mg/L	0.001514	0.00153	mg/L	0.001514	99.21%
Se 196.026†	10.9	0.00698	mg/L	0.003719	0.00698	mg/L	0.003719	53.27%
Si 288.158†	7209.6	4.349	mg/L	0.0078	4.349	mg/L	0.0078	0.18%
Sn 189.927†	-14.8	-0.00217	mg/L	0.001469	-0.00217	mg/L	0.001469	67.53%
Sr 421.552†	26536.3	0.03824	mg/L	0.000100	0.03824	mg/L	0.000100	0.26%
Ti 334.903†	543.5	0.02231	mg/L	0.001276	0.02231	mg/L	0.001276	5.72%
Tl 190.801†	-4.6	-0.00338	mg/L	0.002631	-0.00338	mg/L	0.002631	77.90%
V 292.402†	398.2	[illegible]	mg/L	0.000165	0.00142	mg/L	0.000165	11.63%
Zn 206.200†	13.6	[illegible]	mg/L	0.000543	0.00497	mg/L	0.000543	10.93%

Sequence No.: 8
Sample ID: II01 DSPK TWC
Analyst: JLB
Initial Sample Wt:
Dilution: 1X

Autosampler Location: 28
Date Collected: 8/1/2005 4:09:46 PM
Data Type: Original
Initial Sample Vol:
Sample Prep Vol:

Nebulizer Parameters: II01 DSPK TWC

Analyte	Back Pressure	Flow
All	176.0 kPa	0.50 L/min

Mean Data: II01 DSPK TWC

Analyte	Mean Corrected Intensity	Calib Conc.	Units	Std.Dev.	Sample Conc.	Units	Std.Dev.	RSD
ScA 357.253	1469061.1	98.01	%	0.061				0.06%
ScR 361.383	133465.1	100.6	%	0.69				0.69%
Ag 328.068†	157979.5	0.4758	mg/L	0.00063	0.4758	mg/L	0.00063	0.13%
Al 308.215†	3224.3	2.002	mg/L	0.0135	2.002	mg/L	0.0135	0.67%
As 188.979†	2155.9	1.922	mg/L	0.0037	1.922	mg/L	0.0037	0.19%
B 249.677†	92.2	0.01690	mg/L	0.000903	0.01690	mg/L	0.000903	5.35%
Ba 233.527†	9914.1	1.2767	mg/L	0.0121	1.767	mg/L	0.0121	0.68%
Be 313.042†	355625.4	0.4518	mg/L	0.00077	0.4518	mg/L	0.00077	0.17%
Ca 317.933†	317328.5	15.39	mg/L	0.016	15.39	mg/L	0.016	0.10%
Cd 228.802†	18971.4	0.4760	mg/L	0.00056	0.4760	mg/L	0.00056	0.12%
Co 228.616†	18620.9	0.4548	mg/L	0.00242	0.4548	mg/L	0.00242	0.53%
Cr 267.716†	4273.6	0.4448	mg/L	0.00193	0.4448	mg/L	0.00193	0.43%
Cu 324.752†	123524.8	0.4620	mg/L	0.00045	0.4620	mg/L	0.00045	0.10%
Fe 273.955†	4325.0	3.663	mg/L	0.0156	3.663	mg/L	0.0156	0.43%
K 766.490†	12105.1	9.702	mg/L	0.0626	9.702	mg/L	0.0626	0.64%
Mg 279.077†	19235.6	11.80	mg/L	0.096	11.80	mg/L	0.096	0.82%
Mn 257.610†	23063.2	0.5815	mg/L	0.00374	0.5815	mg/L	0.00374	0.64%
Mo 202.031†	23.3	0.00154	mg/L	0.000189	0.00154	mg/L	0.000189	12.26%
Na 589.592†	135536.7	20.16	mg/L	0.074	20.16	mg/L	0.074	0.37%
Na 330.237†	681.4	20.73	mg/L	0.188	20.73	mg/L	0.188	0.91%
Ni 231.604†	1647.5	0.4416	mg/L	0.00311	0.4416	mg/L	0.00311	0.70%
Pb 220.353†	18494.1	1.845	mg/L	0.0049	1.845	mg/L	0.0049	0.27%
Sb 206.836†	2387.7	1.762	mg/L	0.0078	1.762	mg/L	0.0078	0.44%
Se 196.026†	3113.4	1.933	mg/L	0.0083	1.933	mg/L	0.0083	0.43%
Si 288.158†	1053.5	0.6364	mg/L	0.00345	0.6364	mg/L	0.00345	0.54%
Sn 189.927†	-51.1	-0.00539	mg/L	0.001083	-0.00539	mg/L	0.001083	20.08%
Sr 421.552†	336555.5	0.4850	mg/L	0.00074	0.4850	mg/L	0.00074	0.15%
Ti 334.903†	468.3	0.01912	mg/L	0.000333	0.01912	mg/L	0.000333	1.74%
Tl 190.801†	2359.8	1.841	mg/L	0.0087	1.841	mg/L	0.0087	0.47%
V 292.402†	133766.3	0.4697	mg/L	0.00090	0.4697	mg/L	0.00090	0.19%
Zn 206.200†	1187.1	0.4368	mg/L	0.00398	0.4368	mg/L	0.00398	0.91%

Sequence No.: 9
Sample ID: II01 MBSPK TWC
Analyst: JLB
Initial Sample Wt:
Dilution: 1X

8/1/05 JLB

Autosampler Location: 29
Date Collected: 8/1/2005 4:16:11 PM
Data Type: Original
Initial Sample Vol:
Sample Prep Vol:

Nebulizer Parameters: II01 MBSPK TWC

Analyte	Back Pressure	Flow
All	175.0 kPa	0.50 L/min

Mean Data: II01 MBSPK TWC

Analyte	Mean Corrected Intensity	Calib Conc.	Units	Std.Dev.	Sample Conc.	Units	Std.Dev.	RSD
ScA 357.253	1481763.3	98.86	%	0.162				0.16%
ScR 361.383	132743.4	100.1	%	0.16				0.16%
Ag 328.068†	169394.2	0.5101	mg/L	0.00192	0.5101	mg/L	0.00192	0.38%
Al 308.215†	3201.3	1.987	mg/L	0.0125	1.987	mg/L	0.0125	0.63%
As 188.979†	2350.5	2.096	mg/L	0.0097	2.096	mg/L	0.0097	0.46%
B 249.677†	-12.3	-0.00148	mg/L	0.000814	-0.00148	mg/L	0.000814	54.82%
Ba 233.527†	11077.7	1.975	mg/L	0.0049	1.975	mg/L	0.0049	0.25%
Be 313.042†	396641.3	0.5039	mg/L	0.00131	0.5039	mg/L	0.00131	0.26%
Ca 317.933†	206524.0	10.01	mg/L	0.021	10.01	mg/L	0.021	0.21%
Co 228.802†	20955.3	0.5258	mg/L	0.00162	0.5258	mg/L	0.00162	0.31%
Co 228.616†	20743.4	0.5067	mg/L	0.00128	0.5067	mg/L	0.00128	0.25%
Cr 267.716†	4780.5	0.4984	mg/L	0.00044	0.4984	mg/L	0.00044	0.09%
Cu 324.752†	136012.6	0.5086	mg/L	0.00227	0.5086	mg/L	0.00227	0.45%
Fe 273.955†	2440.8	2.067	mg/L	0.0027	2.067	mg/L	0.0027	0.13%
K 766.490†	12599.9	10.10	mg/L	0.047	10.10	mg/L	0.047	0.47%
Mg 279.077†	16433.6	10.08	mg/L	0.018	10.08	mg/L	0.018	0.17%
Mn 257.610†	19304.8	0.4869	mg/L	0.00164	0.4869	mg/L	0.00164	0.34%
Mo 202.031†	23.7	0.00159	mg/L	0.000287	0.00159	mg/L	0.000287	17.99%
Na 589.592†	69089.4	10.28	mg/L	0.034	10.28	mg/L	0.034	0.33%
Na 330.237†	359.9	10.87	mg/L	0.191	10.87	mg/L	0.191	1.76%
Ni 231.604†	1843.5	0.4943	mg/L	0.00208	0.4943	mg/L	0.00208	0.42%
Pb 220.353†	20403.8	2.036	mg/L	0.0091	2.036	mg/L	0.0091	0.45%
Sb 206.836†	2870.1	2.119	mg/L	0.0122	2.119	mg/L	0.0122	0.58%
Se 196.026†	3416.9	2.121	mg/L	0.0094	2.121	mg/L	0.0094	0.44%
Si 288.158†	20.3	0.01325	mg/L	0.002824	0.01325	mg/L	0.002824	21.31%
Sn 189.927†	-38.7	-0.00291	mg/L	0.000631	-0.00291	mg/L	0.000631	21.69%
Sr 421.552†	349964.4	0.5043	mg/L	0.00155	0.5043	mg/L	0.00155	0.31%
Ti 334.903†	52.9	0.00206	mg/L	0.000228	0.00206	mg/L	0.000228	11.06%
Tl 190.801†	2598.5	2.027	mg/L	0.0069	2.027	mg/L	0.0069	0.34%
V 292.402†	147741.4	0.5188	mg/L	0.00256	0.5188	mg/L	0.00256	0.49%
Zn 206.200†	1321.1	0.4862	mg/L	0.00116	0.4862	mg/L	0.00116	0.24%

Sequence No.: 10
Sample ID: II59 MBSPK SWC
Analyst: JEB
Initial Sample Wt:
Dilution: 2X

Autosampler Location: 30
Date Collected: 8/1/2005 4:22:36 PM
Data Type: Original
Initial Sample Vol:
Sample Prep Vol:

Nebulizer Parameters: II59 MBSPK SWC

Analyte	Back Pressure	Flow
All	176.0 kPa	0.50 L/min

Mean Data: II59 MBSPK SWC

Analyte	Mean Corrected Intensity	Calib Conc.	Units	Std.Dev.	Sample Conc.	Units	Std.Dev.	RSD
ScA 357.253	1458792.6	97.33	%	0.258				0.27%
ScR 361.383	132481.1	99.87	%	0.367				0.37%
Ag 328.068†	167955.2	[illegible]	mg/L	0.00198	1.011	mg/L	0.0040	0.39%
Al 308.215†	3269.5	2.030	mg/L	0.0180	4.059	mg/L	0.0360	0.89%
As 188.979†	2331.9	[illegible]	mg/L	0.0107	4.160	mg/L	0.0215	0.52%
B 249.677†	16.0	0.00352	mg/L	0.000697	0.00703	mg/L	0.001395	19.84%
Ba 233.527†	11141.5	[illegible]	mg/L	0.0070	3.972	mg/L	0.0140	0.35%
Be 313.042†	396678.0	0.5039	mg/L	0.00215	1.008	mg/L	0.0043	0.43%
Ca 317.933†	208033.6	10.09	mg/L	0.043	20.17	mg/L	0.086	0.43%
Cd 228.802†	20824.5	[illegible]	mg/L	0.00235	1.045	mg/L	0.0047	0.45%
Co 228.616†	20624.3	0.5038	mg/L	0.00141	1.008	mg/L	0.0028	0.28%
Cr 267.716†	4793.7	[illegible]	mg/L	0.00164	0.9996	mg/L	0.00329	0.33%
Cu 324.752†	135891.6	0.5081	mg/L	0.00321	1.016	mg/L	0.0064	0.63%
Fe 273.955†	2466.5	2.088	mg/L	0.0058	4.177	mg/L	0.0116	0.28%
K 766.490†	12507.3	10.02	mg/L	0.140	20.05	mg/L	0.279	1.39%
Mg 279.077†	16404.9	10.06	mg/L	0.042	20.12	mg/L	0.084	0.42%
Mn 257.610†	19456.9	0.4907	mg/L	0.00166	0.9814	mg/L	0.00331	0.34%
Mo 202.031†	23.2	0.00155	mg/L	0.000053	0.00311	mg/L	0.000106	3.41%
Na 589.592†	68974.1	10.26	mg/L	0.084	20.52	mg/L	0.168	0.82%
Na 330.237†	354.3	10.69	mg/L	0.406	21.39	mg/L	0.812	3.79%
Ni 231.604†	1847.6	0.4941	mg/L	0.00207	0.9881	mg/L	0.00415	0.42%
Pb 220.353†	20208.6	[illegible]	mg/L	0.0096	4.032	mg/L	0.0191	0.47%
Sb 206.836†	15.6	0.00526	mg/L	0.001816	0.01052	mg/L	0.003632	34.53%
Se 196.026†	3355.5	[illegible]	mg/L	0.0105	4.166	mg/L	0.0210	0.50%
Si 288.158†	26.0	0.01672	mg/L	0.004018	0.03344	mg/L	0.008036	24.03%
Sn 189.927†	-20.8	-0.00290	mg/L	0.000255	-0.00579	mg/L	0.000510	8.79%
Sr 421.552†	350782.8	0.5055	mg/L	0.00282	1.011	mg/L	0.0056	0.56%
Ti 334.903†	52.2	0.00203	mg/L	0.000239	0.00406	mg/L	0.000477	11.77%
Tl 190.801†	2566.2	2.001	mg/L	0.0107	4.003	mg/L	0.0214	0.54%
V 292.402†	147902.5	0.5193	mg/L	0.00236	1.039	mg/L	0.0047	0.46%
Zn 206.200†	1330.5	0.4896	mg/L	0.00186	0.9792	mg/L	0.00373	0.38%

Sequence No.: 11
Sample ID: CV5
Analyst: JLB
Initial Sample Wt:
Dilution: 1X

Autosampler Location: 7
Date Collected: 8/1/2005 4:29:01 PM
Data Type: Original
Initial Sample Vol:
Sample Prep Vol:

Nebulizer Parameters: CV

Analyte	Back Pressure	Flow
All	176.0 kPa	0.50 L/min

Mean Data: CV

Analyte	Mean Corrected Intensity	Calib Conc.	Calib Units	Calib Std.Dev.	Sample Conc.	Sample Units	Sample Std.Dev.	RSD
ScA 357.253	1458359.1	97.30	%	0.449				0.46%
ScR 361.383	131928.6	99.46	%	0.812				0.82%
Ag 328.068†	332348.6	1.000	mg/L	0.0021	1.000	mg/L	0.0021	0.21%
Al 308.215†	3184.5	1.950	mg/L	0.0233	1.950	mg/L	0.0233	1.20%
As 188.979†	2282.8	2.034	mg/L	0.0067	2.034	mg/L	0.0067	0.33%
B 249.677†	5390.4	0.9552	mg/L	0.00925	0.9552	mg/L	0.00925	0.97%
Ba 233.527†	5501.4	0.9804	mg/L	0.01164	0.9804	mg/L	0.01164	1.19%
Be 313.042†	757875.2	0.9627	mg/L	0.00305	0.9627	mg/L	0.00305	0.32%
Ca 317.933†	41535.7	2.014	mg/L	0.0083	2.014	mg/L	0.0083	0.41%
Cd 228.802†	41437.9	1.043	mg/L	0.0022	1.043	mg/L	0.0022	0.21%
Co 228.616†	40915.0	0.9992	mg/L	0.00495	0.9992	mg/L	0.00495	0.50%
Cr 267.716†	9225.6	0.9667	mg/L	0.01131	0.9667	mg/L	0.01131	1.17%
Cu 324.752†	280194.0	1.047	mg/L	0.0015	1.047	mg/L	0.0015	0.15%
Fe 273.955†	2391.9	2.024	mg/L	0.0215	2.024	mg/L	0.0215	1.06%
K 766.490†	24690.6	19.79	mg/L	0.066	19.79	mg/L	0.066	0.33%
Mg 279.077†	3281.9	2.016	mg/L	0.0203	2.016	mg/L	0.0203	1.01%
Mn 257.610†	38575.3	0.9728	mg/L	0.00317	0.9728	mg/L	0.00317	0.33%
Mo 202.031†	13025.8	0.9704	mg/L	0.00628	0.9704	mg/L	0.00628	0.65%
Na 589.592†	330346.8	49.14	mg/L	0.054	49.14	mg/L	0.054	0.11%
Na 330.237†	1596.8	49.08	mg/L	0.717	49.08	mg/L	0.717	1.46%
Ni 231.604†	3687.5	0.9874	mg/L	0.01105	0.9874	mg/L	0.01105	1.12%
Pb 220.353†	19497.5	1.946	mg/L	0.0109	1.946	mg/L	0.0109	0.56%
Sb 206.836†	2784.8	2.061	mg/L	0.0111	2.061	mg/L	0.0111	0.54%
Se 196.026†	3232.3	2.007	mg/L	0.0084	2.007	mg/L	0.0084	0.42%
Si 288.158†	3418.7	2.064	mg/L	0.0185	2.064	mg/L	0.0185	0.89%
Sn 189.927†	4715.4	0.9292	mg/L	0.00539	0.9292	mg/L	0.00539	0.58%
Sr 421.552†	685778.1	0.9882	mg/L	0.00185	0.9882	mg/L	0.00185	0.19%
Ti 334.903†	23510.8	0.9638	mg/L	0.00255	0.9638	mg/L	0.00255	0.26%
Tl 190.801†	2546.6	1.987	mg/L	0.0109	1.987	mg/L	0.0109	0.55%
V 292.402†	290261.6	1.019	mg/L	0.0006	1.019	mg/L	0.0006	0.06%
Zn 206.200†	2687.6	0.9889	mg/L	0.01139	0.9889	mg/L	0.01139	1.15%

Sequence No.: 12
Sample ID: CB 6
Analyst: JLB
Initial Sample Wt:
Dilution: 1X

Autosampler Location: 1
Date Collected: 8/1/2005 4:35:14 PM
Data Type: Original
Initial Sample Vol:
Sample Prep Vol:

Nebulizer Parameters: CB

Analyte	Back Pressure	Flow
All	176.0 kPa	0.50 L/min

Mean Data: CB

Analyte	Mean Corrected Intensity	Calib Conc.	Calib Units	Calib Std.Dev.	Sample Conc.	Sample Units	Sample Std.Dev.	RSD
ScA 357.253	1468504.5	97.97	%	0.657				0.67%
ScR 361.383	130275.4	98.21	%	0.425				0.43%
Ag 328.068†	83.8	0.00025	mg/L	0.000165	0.00025	mg/L	0.000165	65.58%
Al 308.215†	8.5	0.00526	mg/L	0.010335	0.00526	mg/L	0.010335	196.42%
As 188.979†	5.7	0.00509	mg/L	0.000755	0.00509	mg/L	0.000755	14.82%
B 249.677†	14.4	0.00255	mg/L	0.000939	0.00255	mg/L	0.000939	36.85%
Ba 233.527†	0.6	0.00010	mg/L	0.000773	0.00010	mg/L	0.000773	766.63%
Be 313.042†	6.7	0.00001	mg/L	0.000048	0.00001	mg/L	0.000048	573.19%
Ca 317.933†	-10.7	-0.00052	mg/L	0.001111	-0.00052	mg/L	0.001111	215.17%
Cd 228.802†	2.4	0.00005	mg/L	0.000072	0.00005	mg/L	0.000072	133.17%
Co 228.616†	-5.1	-0.00012	mg/L	0.000025	-0.00012	mg/L	0.000025	19.85%
Cr 267.716†	-5.7	-0.00060	mg/L	0.000606	-0.00060	mg/L	0.000606	101.70%
Cu 324.752†	-316.3	-0.00118	mg/L	0.000074	-0.00118	mg/L	0.000074	6.29%
Fe 273.955†	4.7	0.00401	mg/L	0.001529	0.00401	mg/L	0.001529	38.13%
K 766.490†	51.2	0.04107	mg/L	0.024621	0.04107	mg/L	0.024621	59.95%
Mg 279.077†	1.4	0.00089	mg/L	0.006838	0.00089	mg/L	0.006838	771.10%
Mn 257.610†	21.0	0.00053	mg/L	0.000119	0.00053	mg/L	0.000119	22.40%
Mo 202.031†	10.5	0.00078	mg/L	0.000019	0.00078	mg/L	0.000019	2.49%
Na 589.592†	330.0	0.04910	mg/L	0.005228	0.04910	mg/L	0.005228	10.65%
Na 330.237†	13.9	0.4259	mg/L	0.33603	0.4259	mg/L	0.33603	78.90%
Ni 231.604†	3.3	0.00087	mg/L	0.001058	0.00087	mg/L	0.001058	121.57%
Pb 220.353†	7.0	0.00070	mg/L	0.000324	0.00070	mg/L	0.000324	46.34%
Sb 206.836†	1.9	0.00148	mg/L	0.001948	0.00148	mg/L	0.001948	131.35%
Se 196.026†	7.6	0.00469	mg/L	0.002770	0.00469	mg/L	0.002770	59.05%
Si 288.158†	21.1	0.01276	mg/L	0.005924	0.01276	mg/L	0.005924	46.44%
Sn 189.927†	15.9	0.00313	mg/L	0.000625	0.00313	mg/L	0.000625	19.96%
Sr 421.552†	30.5	0.00004	mg/L	0.000090	0.00004	mg/L	0.000090	204.60%
Ti 334.903†	4.0	0.00017	mg/L	0.000638	0.00017	mg/L	0.000638	386.10%
Tl 190.801†	6.6	0.00520	mg/L	0.001002	0.00520	mg/L	0.001002	19.28%
V 292.402†	9.9	0.00003	mg/L	0.000041	0.00003	mg/L	0.000041	135.41%
Zn 206.200†	2.4	0.00089	mg/L	0.000714	0.00089	mg/L	0.000714	80.32%

Sequence No.: 13
Sample ID: II01 MB1 SWC
Analyst: JLB
Initial Sample Wt:
Dilution: 2X

Autosampler Location: 31
Date Collected: 8/1/2005 4:41:36 PM
Data Type: Original
Initial Sample Vol:
Sample Prep Vol:

Nebulizer Parameters: II01 MB1 SWC

Analyte	Back Pressure	Flow
All	176.0 kPa	0.50 L/min

Mean Data: II01 MB1 SWC

Analyte	Mean Corrected Intensity	Calib Conc.	Calib Units	Std.Dev.	Sample Conc.	Sample Units	Std.Dev.	RSD
ScA 357.253	1488090.2	99.28	%	0.549				0.55%
ScR 361.383	131872.3	99.41	%	0.641				0.65%
Ag 328.068†	151.5	0.00046	mg/L	0.000148	0.00092	mg/L	0.000295	32.22%
Al 308.215†	99.8	0.06219	mg/L	0.002453	0.1244	mg/L	0.00491	3.94%
As 188.979†	3.6	0.00322	mg/L	0.001870	0.00643	mg/L	0.003741	58.17%
B 249.677†	22.8	0.00403	mg/L	0.000447	0.00805	mg/L	0.000894	11.10%
Ba 233.527†	-3.4	-0.00061	mg/L	0.000540	-0.00121	mg/L	0.001080	88.97%
Be 313.042†	66.7	0.00008	mg/L	0.000033	0.00017	mg/L	0.000065	38.62%
Ca 317.933†	1607.8	0.07796	mg/L	0.000222	0.1559	mg/L	0.00044	0.28%
Cd 228.802†	0.7	0.00001	mg/L	0.000076	0.00003	mg/L	0.000151	574.30%
Co 228.616†	-3.7	-0.00009	mg/L	0.000161	-0.00019	mg/L	0.000322	169.63%
Cr 267.716†	2.5	0.00025	mg/L	0.000603	0.00051	mg/L	0.001207	237.76%
Cu 324.752†	-235.9	-0.00088	mg/L	0.000142	-0.00176	mg/L	0.000283	16.11%
Fe 273.955†	50.9	0.04310	mg/L	0.001063	0.08621	mg/L	0.002127	2.47%
K 766.490†	38.9	0.03116	mg/L	0.000944	0.06233	mg/L	0.001889	3.03%
Mg 279.077†	34.2	0.02093	mg/L	0.005057	0.04187	mg/L	0.010115	24.16%
Mn 257.610†	60.2	0.00152	mg/L	0.000028	0.00303	mg/L	0.000056	1.85%
Mo 202.031†	7.6	0.00057	mg/L	0.000215	0.00114	mg/L	0.000430	37.72%
Na 589.592†	168.4	0.02506	mg/L	0.003758	0.05011	mg/L	0.007517	15.00%
Na 330.237†	5.3	0.1627	mg/L	0.46932	0.3255	mg/L	0.93864	288.41%
Ni 231.604†	1.0	0.00027	mg/L	0.000894	0.00054	mg/L	0.001788	329.48%
Pb 220.353†	10.9	0.00109	mg/L	0.000404	0.00219	mg/L	0.000808	36.93%
Sb 206.836†	0.4	0.00031	mg/L	0.001335	0.00061	mg/L	0.002670	436.89%
Se 196.026†	11.7	0.00727	mg/L	0.002847	0.01455	mg/L	0.005695	39.15%
Si 288.158†	35.0	0.02110	mg/L	0.003115	0.04220	mg/L	0.006230	14.76%
Sn 189.927†	12.6	0.00247	mg/L	0.000736	0.00494	mg/L	0.001472	29.78%
Sr 421.552†	384.2	0.00055	mg/L	0.000092	0.00111	mg/L	0.000184	16.66%
Ti 334.903†	90.3	0.00371	mg/L	0.001043	0.00741	mg/L	0.002085	28.14%
Tl 190.801†	0.2	0.00013	mg/L	0.001695	0.00026	mg/L	0.003391	>999.9%
V 292.402†	74.3	0.00026	mg/L	0.000150	0.00052	mg/L	0.000300	57.66%
Zn 206.200†	8.6	0.00317	mg/L	0.000282	0.00633	mg/L	0.000563	8.89%

Sequence No.: 14
Sample ID: II01 K TWC
Analyst: JLB
Initial Sample Wt:
Dilution: 1X

Autosampler Location: 32
Date Collected: 8/1/2005 4:48:02 PM
Data Type: Original
Initial Sample Vol:
Sample Prep Vol:

Nebulizer Parameters: II01 K TWC

Analyte	Back Pressure	Flow
All	175.0 kPa	0.50 L/min

Mean Data: II01 K TWC

Analyte	Mean Corrected Intensity	Calib Conc.	Calib Units	Std.Dev.	Sample Conc.	Sample Units	Std.Dev.	RSD
ScA 357.253	1476747.2	98.52	%	0.134				0.14%
ScR 361.383	135257.4	102.0	%	0.80				0.78%
Ag 328.068†	2.3	0.00006	mg/L	0.000206	0.00006	mg/L	0.000206	317.65%
Al 308.215†	1162.9	0.7249	mg/L	0.00335	0.7249	mg/L	0.00335	0.46%
As 188.979†	23.6	0.01814	mg/L	0.002902	0.01814	mg/L	0.002902	16.00%
B 249.677†	132.7	0.02344	mg/L	0.001066	0.02344	mg/L	0.001066	4.55%
Ba 233.527†	319.0	0.05659	mg/L	0.000288	0.05659	mg/L	0.000288	0.51%
Be 313.042†	-42.4	-0.00006	mg/L	0.000026	-0.00006	mg/L	0.000026	44.10%
Ca 317.933†	600942.5	29.14	mg/L	0.062	29.14	mg/L	0.062	0.21%
Cd 228.802†	10.5	0.00020	mg/L	0.000065	0.00020	mg/L	0.000065	32.17%
Co 228.616†	150.7	0.00353	mg/L	0.000117	0.00353	mg/L	0.000117	3.31%
Cr 267.716†	24.7	0.00111	mg/L	0.000603	0.00111	mg/L	0.000603	54.22%
Cu 324.752†	14877.3	0.05595	mg/L	0.000239	0.05595	mg/L	0.000239	0.43%
Fe 273.955†	4996.3	4.233	mg/L	0.0422	4.233	mg/L	0.0422	1.00%
K 766.490†	2346.5	1.881	mg/L	0.0761	1.881	mg/L	0.0761	4.05%
Mg 279.077†	5572.7	3.415	mg/L	0.0378	3.415	mg/L	0.0378	1.11%
Mn 257.610†	84528.8	2.131	mg/L	0.0078	2.131	mg/L	0.0078	0.36%
Mo 202.031†	13.0	0.00092	mg/L	0.000227	0.00092	mg/L	0.000227	24.59%
Na 589.592†	24684.3	3.672	mg/L	0.0119	3.672	mg/L	0.0119	0.32%
Na 330.237†	157.4	4.472	mg/L	0.1502	4.472	mg/L	0.1502	3.36%
Ni 231.604†	19.0	0.00510	mg/L	0.001370	0.00510	mg/L	0.001370	26.88%
Pb 220.353†	149.4	0.01499	mg/L	0.000351	0.01499	mg/L	0.000351	2.34%
Sb 206.836†	14.4	0.00915	mg/L	0.000762	0.00915	mg/L	0.000762	8.33%
Se 196.026†	24.5	0.01564	mg/L	0.006558	0.01564	mg/L	0.006558	41.94%
Si 288.158†	5066.9	3.057	mg/L	0.0255	3.057	mg/L	0.0255	0.83%
Sn 189.927†	-48.1	-0.00639	mg/L	0.000991	-0.00639	mg/L	0.000991	15.51%
Sr 421.552†	63327.6	0.09125	mg/L	0.000282	0.09125	mg/L	0.000282	0.31%
Ti 334.903†	1180.9	0.04847	mg/L	0.000697	0.04847	mg/L	0.000697	1.44%
Tl 190.801†	-2.9	-0.00184	mg/L	0.001003	-0.00184	mg/L	0.001003	54.62%
V 292.402†	981.3	0.00374	mg/L	0.000249	0.00374	mg/L	0.000249	6.65%
Zn 206.200†	1791.8	0.6595	mg/L	0.00495	0.6595	mg/L	0.00495	0.75%

Sequence No.: 15
Sample ID: II01 F SWC 4
Analyst: JLB
Initial Sample Wt:
Dilution: 2X

Autosampler Location: 33
Date Collected: 8/1/2005 4:54:28 PM
Data Type: Original
Initial Sample Vol:
Sample Prep Vol:

Nebulizer Parameters: II01 F SWC

Analyte	Back Pressure	Flow
All	176.0 kPa	0.50 L/min

Mean Data: II01 F SWC

Analyte	Mean Corrected Intensity	Calib Conc.	Calib Units	Std.Dev.	Sample Conc.	Sample Units	Std.Dev.	RSD
ScA 357.253	1485961.9	99.14	%	0.816				0.82%
ScR 361.383	135053.7	101.8	%	0.81				0.80%
Ag 328.068†	-285.4	-0.00002	mg/L	0.000147	-0.00004	mg/L	0.000294	822.95%
Al 308.215†	23864.3	2.4488	mg/L	0.034	29.75	mg/L	0.067	0.23%
As 188.979†	14.7	0.00879	mg/L	0.003006	0.01758	mg/L	0.006012	34.20%
B 249.677†	94.3	0.01646	mg/L	0.000556	0.03291	mg/L	0.001111	3.38%
Ba 233.527†	737.6	0.1301	mg/L	0.00120	0.2602	mg/L	0.00240	0.92%
Be 313.042†	190.8	0.00015	mg/L	0.000014	0.00030	mg/L	0.000028	9.30%
Ca 317.933†	262652.8	12.74	mg/L	0.007	25.47	mg/L	0.014	0.05%
Cd 228.802†	19.3	0.00031	mg/L	0.000041	0.00062	mg/L	0.000081	13.22%
Co 228.616†	373.0	0.00745	mg/L	0.000248	0.01490	mg/L	0.000496	3.33%
Cr 267.716†	259.0	0.02684	mg/L	0.000587	0.05367	mg/L	0.001173	2.19%
Cu 324.752†	9712.3	0.03788	mg/L	0.000464	0.07577	mg/L	0.000928	1.23%
Fe 273.955†	24276.8	20.57	mg/L	0.046	41.13	mg/L	0.092	0.22%
K 766.490†	1009.4	0.8090	mg/L	0.00649	1.618	mg/L	0.0130	0.80%
Mg 279.077†	7896.1	4.827	mg/L	0.0567	9.655	mg/L	0.1134	1.17%
Mn 257.610†	42162.9	1.062	mg/L	0.0008	2.125	mg/L	0.0016	0.08%
Mo 202.031†	19.9	0.00141	mg/L	0.000258	0.00282	mg/L	0.000516	18.29%
Na 589.592†	2925.2	0.4352	mg/L	0.00077	0.8703	mg/L	0.00154	0.18%
Na 330.237†	28.2	0.9833	mg/L	0.23041	1.967	mg/L	0.4608	23.43%
Ni 231.604†	83.2	0.02226	mg/L	0.000262	0.04452	mg/L	0.000525	1.18%
Pb 220.353†	162.7	0.01884	mg/L	0.000626	0.03768	mg/L	0.001253	3.32%
Sb 206.836†	7.5	0.00545	mg/L	0.000405	0.01090	mg/L	0.000811	7.44%
Se 196.026†	16.0	0.01210	mg/L	0.005048	0.02421	mg/L	0.010096	41.71%
Si 288.158†	3815.8	2.302	mg/L	0.0217	4.604	mg/L	0.0434	0.94%
Sn 189.927†	-20.5	-0.00284	mg/L	0.000609	-0.00567	mg/L	0.001218	21.46%
Sr 421.552†	42244.5	0.06087	mg/L	0.000074	0.1217	mg/L	0.00015	0.12%
Ti 334.903†	22287.7	0.9149	mg/L	0.00141	1.830	mg/L	0.0028	0.15%
Tl 190.801†	-0.8	0.00080	mg/L	0.000396	0.00160	mg/L	0.000793	49.63%
V 292.402†	15841.6	0.05512	mg/L	0.000692	0.1102	mg/L	0.00138	1.25%
Zn 206.200†	412.0	0.1516	mg/L	0.00097	0.3032	mg/L	0.00194	0.64%

Sequence No.: 16
Sample ID: II01G SWC
Analyst: JLB
Initial Sample Wt:
Dilution: 2X

Autosampler Location: 34
Date Collected: 8/1/2005 5:00:53 PM
Data Type: Original
Initial Sample Vol:
Sample Prep Vol:

Nebulizer Parameters: II01G SWC

Analyte	Back Pressure	Flow
All	176.0 kPa	0.50 L/min

Mean Data: II01G SWC

Analyte	Mean Corrected Intensity	Calib Conc.	Calib Units	Std.Dev.	Sample Conc.	Sample Units	Std.Dev.	RSD
ScA 357.253	1511835.5	100.9	%	0.08				0.08%
ScR 361.383	139626.8	105.3	%	0.20				0.19%
Ag 328.068†	-5608.9	-0.00005	mg/L	0.000306	-0.00011	mg/L	0.000612	569.90%
Al 308.215†	305294.0	190.3	mg/L	0.31	380.6	mg/L	0.62	0.16%
As 188.979†	165.0	0.1059	mg/L	0.00767	0.2118	mg/L	0.01534	7.24%
B 249.677†	240.2	0.04040	mg/L	0.001505	0.08081	mg/L	0.003011	3.73%
Ba 233.527†	6184.4	1.076	mg/L	0.0015	2.152	mg/L	0.0031	0.14%
Be 313.042†	2636.2	0.00216	mg/L	0.000021	0.00431	mg/L	0.000043	1.00%
Ca 317.933†	1158208.7	56.16	mg/L	0.079	112.3	mg/L	0.16	0.14%
Cd 228.802†	659.9	0.01349	mg/L	0.000043	0.02698	mg/L	0.000085	0.32%
Co 228.616†	5218.2	0.1075	mg/L	0.00037	0.2149	mg/L	0.00074	0.34%
Cr 267.716†	3763.0	0.3964	mg/L	0.00033	0.7928	mg/L	0.00065	0.08%
Cu 324.752†	301301.7	1.158	mg/L	0.0007	2.316	mg/L	0.0014	0.06%
Fe 273.955†	454014.2	384.6	mg/L	1.70	769.2	mg/L	3.40	0.44%
K 766.490†	9079.2	7.277	mg/L	0.0274	14.55	mg/L	0.055	0.38%
Mg 279.077†	139918.5	85.53	mg/L	0.035	171.1	mg/L	0.07	0.04%
Mn 257.610†	156385.4	3.939	mg/L	0.0125	7.877	mg/L	0.0250	0.32%
Mo 202.031†	149.1	0.00986	mg/L	0.000370	0.01972	mg/L	0.000739	3.75%
Na 589.592†	50107.5	7.454	mg/L	0.0098	14.91	mg/L	0.020	0.13%
Na 330.237†	252.1	9.165	mg/L	0.1842	18.33	mg/L	0.368	2.01%
Ni 231.604†	1143.1	0.3057	mg/L	0.00227	0.6114	mg/L	0.00453	0.74%
Pb 220.353†	137119.8	13.71	mg/L	0.024	27.41	mg/L	0.049	0.18%
Sb 206.836†	71.8	0.05528	mg/L	0.005034	0.1106	mg/L	0.01007	9.11%
Se 196.026†	-78.1	-0.00785	mg/L	0.007343	-0.01569	mg/L	0.014686	93.57%
Si 288.158†	3997.6	2.412	mg/L	0.0099	4.825	mg/L	0.0198	0.41%
Sn 189.927†	-11.0	0.00294	mg/L	0.001591	0.00588	mg/L	0.003182	54.09%
Sr 421.552†	156379.2	0.2253	mg/L	0.00041	0.4507	mg/L	0.00082	0.18%
Ti 334.903†	237927.1	9.766	mg/L	0.0178	19.53	mg/L	0.036	0.18%
Tl 190.801†	-54.6	-0.01003	mg/L	0.006604	-0.02005	mg/L	0.013207	65.87%
V 292.402†	209173.2	0.7276	mg/L	0.00146	1.455	mg/L	0.0029	0.20%
Zn 206.200†	8543.1	3.145	mg/L	0.0151	6.289	mg/L	0.0302	0.48%

Sequence No.: 17
Sample ID: II01 H SWC
Analyst: JLB
Initial Sample Wt:
Dilution: 2X

rerun ht

Autosampler Location: 35
Date Collected: 8/1/2005 5:07:08 PM
Data Type: Original
Initial Sample Vol:
Sample Prep Vol:

Nebulizer Parameters: II01 H SWC

Analyte	Back Pressure	Flow
All	176.0 kPa	0.50 L/min

Mean Data: II01 H SWC

Analyte	Mean Corrected Intensity	Calib Conc.	Calib Units	Calib Std.Dev.	Sample Conc.	Sample Units	Sample Std.Dev.	RSD
ScA 357.253	1509173.6	100.7	%	0.27				0.27%
ScR 361.383	139936.0	105.5	%	0.47				0.45%
Ag 328.068†	-5962.1	-0.00132	mg/L	0.000236	-0.00263	mg/L	0.000472	17.93%
Al 308.215†	318491.4	198.5	mg/L	0.57	397.1	mg/L	1.13	0.29%
As 188.979†	141.9	0.06972	mg/L	0.003351	0.1394	mg/L	0.00670	4.81%
B 249.677†	481.9	0.08161	mg/L	0.001644	0.1632	mg/L	0.00329	2.01%
Ba 233.527†	12780.4	2.252	mg/L	0.0069	4.504	mg/L	0.0137	0.31%
Be 313.042†	3983.7	0.00378	mg/L	0.000014	0.00756	mg/L	0.000027	0.36%
Ca 317.933†	1837642.8	89.11	mg/L	0.312	178.2	mg/L	0.62	0.35%
Cd 228.802†	177.0	0.00133	mg/L	0.000155	0.00266	mg/L	0.000311	11.69%
Co 228.616†	6243.1	0.1228	mg/L	0.00089	0.2457	mg/L	0.00178	0.72%
Cr 267.716†	4903.6	0.4992	mg/L	0.00296	0.9983	mg/L	0.00592	0.59%
Cu 324.752†	124557.0	0.4949	mg/L	0.00071	0.9897	mg/L	0.00142	0.14%
Fe 273.955†	450691.5	381.8	mg/L	2.89	763.6	mg/L	5.77	0.76%
K 766.490†	14344.2	11.50	mg/L	0.061	22.99	mg/L	0.122	0.53%
Mg 279.077†	224480.4	137.4	mg/L	0.20	274.8	mg/L	0.40	0.15%
Mn 257.610†	238989.9	6.017	mg/L	0.0297	12.03	mg/L	0.059	0.49%
Mo 202.031†	89.0	0.00464	mg/L	0.000146	0.00928	mg/L	0.000293	3.15%
Na 589.592†	45312.0	6.741	mg/L	0.0159	13.48	mg/L	0.032	0.24%
Na 330.237†	173.6	8.647	mg/L	0.2954	17.29	mg/L	0.591	3.42%
Ni 231.604†	1540.9	0.4120	mg/L	0.00268	0.8241	mg/L	0.00536	0.65%
Pb 220.353†	878.3	0.1227	mg/L	0.00060	0.2454	mg/L	0.00119	0.49%
Sb 206.836†	53.9	0.04366	mg/L	0.005076	0.08731	mg/L	0.010153	11.63%
Se 196.026†	-51.0	0.00872	mg/L	0.004236	0.01744	mg/L	0.008472	48.59%
Si 288.158†	3478.4	2.099	mg/L	0.0095	4.199	mg/L	0.0189	0.45%
Sn 189.927†	-70.4	-0.00707	mg/L	0.000409	-0.01415	mg/L	0.000818	5.78%
Sr 421.552†	190838.0	0.2750	mg/L	0.00062	0.5500	mg/L	0.00124	0.23%
Ti 334.903†	379286.7	15.57	mg/L	0.050	31.14	mg/L	0.101	0.32%
Tl 190.801†	-56.1	-0.01527	mg/L	0.002339	-0.03053	mg/L	0.004679	15.32%
V 292.402†	224625.8	0.7798	mg/L	0.00264	1.560	mg/L	0.0053	0.34%
Zn 206.200†	2418.9	0.8881	mg/L	0.00241	1.776	mg/L	0.0048	0.27%

Sequence No.: 18
Sample ID: II01 I SWC
Analyst: JLB
Initial Sample Wt:
Dilution: 2X

Autosampler Location: 36
Date Collected: 8/1/2005 5:13:23 PM
Data Type: Original
Initial Sample Vol:
Sample Prep Vol:

Nebulizer Parameters: II01 I SWC

Analyte	Back Pressure	Flow
All	176.0 kPa	0.50 L/min

Mean Data: II01 I SWC

Analyte	Mean Corrected Intensity	Calib Conc.	Calib Units	Std.Dev.	Sample Conc.	Sample Units	Std.Dev.	RSD
ScA 357.253	1506020.3	100.5	%	0.36				0.36%
ScR 361.383	141211.5	106.5	%	1.07				1.01%
Ag 328.068†	-5241.8	0.00081	mg/L	0.000323	0.00162	mg/L	0.000646	39.93%
Al 308.215†	312630.3	194.9	mg/L	1.02	389.8	mg/L	2.04	0.52%
As 188.979†	158.1	0.1002	mg/L	0.00685	0.2005	mg/L	0.01370	6.83%
B 249.677†	291.9	0.04963	mg/L	0.000935	0.09926	mg/L	0.001871	1.88%
Ba 233.527†	4045.9	0.6949	mg/L	0.00855	1.390	mg/L	0.0171	1.23%
Be 313.042†	2650.0	0.00212	mg/L	0.000074	0.00425	mg/L	0.000148	3.49%
Ca 317.933†	1066548.0	51.72	mg/L	0.202	103.4	mg/L	0.40	0.39%
Cd 228.802†	674.6	0.01392	mg/L	0.000155	0.02784	mg/L	0.000310	1.12%
Co 228.616†	5367.9	0.1117	mg/L	0.00064	0.2235	mg/L	0.00128	0.57%
Cr 267.716†	3863.5	0.4053	mg/L	0.00374	0.8106	mg/L	0.00748	0.92%
Cu 324.752†	300245.6	1.154	mg/L	0.0013	2.307	mg/L	0.0025	0.11%
Fe 273.955†	448984.6	380.4	mg/L	3.70	760.7	mg/L	7.40	0.97%
K 766.490†	9765.6	7.827	mg/L	0.0908	15.65	mg/L	0.182	1.16%
Mg 279.077†	146947.8	89.84	mg/L	0.258	179.7	mg/L	0.52	0.29%
Mn 257.610†	165757.6	4.177	mg/L	0.0278	8.353	mg/L	0.0556	0.67%
Mo 202.031†	149.5	0.00983	mg/L	0.000552	0.01967	mg/L	0.001105	5.62%
Na 589.592†	39721.1	5.909	mg/L	0.0368	11.82	mg/L	0.074	0.62%
Na 330.237†	202.5	7.611	mg/L	0.2965	15.22	mg/L	0.593	3.90%
Ni 231.604†	1208.9	0.3233	mg/L	0.00485	0.6466	mg/L	0.00969	1.50%
Pb 220.353†	233833.5	23.35	mg/L	0.136	46.70	mg/L	0.272	0.58%
Sb 206.836†	66.2	0.05109	mg/L	0.004327	0.1022	mg/L	0.00865	8.47%
Se 196.026†	-53.2	0.00716	mg/L	0.002823	0.01432	mg/L	0.005646	39.42%
Si 288.158†	3632.4	2.192	mg/L	0.0239	4.384	mg/L	0.0478	1.09%
Sn 189.927†	-11.6	0.00294	mg/L	0.002309	0.00589	mg/L	0.004618	78.43%
Sr 421.552†	131215.5	0.1891	mg/L	0.00092	0.3782	mg/L	0.00184	0.49%
Ti 334.903†	232879.4	9.559	mg/L	0.0487	19.12	mg/L	0.097	0.51%
Tl 190.801†	-61.4	-0.01575	mg/L	0.005946	-0.03151	mg/L	0.011891	37.74%
V 292.402†	217762.2	0.7578	mg/L	0.00090	1.516	mg/L	0.0018	0.12%
Zn 206.200†	8609.8	3.170	mg/L	0.0303	6.340	mg/L	0.0606	0.96%

Sequence No.: 19
Sample ID: II01 ADUP SWC
Analyst: JLB
Initial Sample Wt:
Dilution: 2X

Autosampler Location: 37
Date Collected: 8/1/2005 5:19:37 PM
Data Type: Original
Initial Sample Vol:
Sample Prep Vol:

Nebulizer Parameters: II01 ADUP SWC

Analyte	Back Pressure	Flow
All	176.0 kPa	0.50 L/min

Mean Data: II01 ADUP SWC

Analyte	Mean Corrected Intensity	Calib Conc.	Calib Units	Std.Dev.	Sample Conc.	Sample Units	Std.Dev.	RSD
ScA 357.253	1510464.7	100.8	%	0.12				0.12%
ScR 361.383	135725.9	102.3	%	1.19				1.16%
Ag 328.068†	-3476.7	-0.00073	mg/L	0.000339	-0.00145	mg/L	0.000679	46.76%
Al 308.215†	186170.3	116.1	mg/L	0.30	232.1	mg/L	0.59	0.26%
As 188.979†	104.0	0.06401	mg/L	0.009498	0.1280	mg/L	0.01900	14.84%
B 249.677†	178.1	0.02964	mg/L	0.000471	0.05927	mg/L	0.000942	1.59%
Ba 233.527†	1469.7	0.2465	mg/L	0.00451	0.4930	mg/L	0.00902	1.83%
Be 313.042†	1638.7	0.00136	mg/L	0.000065	0.00272	mg/L	0.000130	4.78%
Ca 317.933†	906003.8	43.93	mg/L	0.071	87.86	mg/L	0.141	0.16%
Cd 228.802†	107.5	0.00087	mg/L	0.000036	0.00174	mg/L	0.000072	4.13%
Co 228.616†	3210.9	0.06438	mg/L	0.000602	0.1288	mg/L	0.00120	0.94%
Cr 267.716†	1733.7	0.1801	mg/L	0.00269	0.3601	mg/L	0.00537	1.49%
Cu 324.752†	37990.8	0.1599	mg/L	0.00004	0.3198	mg/L	0.00009	0.03%
Fe 273.955†	263924.7	223.6	mg/L	1.35	447.2	mg/L	2.70	0.60%
K 766.490†	5616.1	4.501	mg/L	0.0659	9.003	mg/L	0.1319	1.46%
Mg 279.077†	94126.8	57.56	mg/L	0.099	115.1	mg/L	0.20	0.17%
Mn 257.610†	123813.3	3.117	mg/L	0.0143	6.235	mg/L	0.0285	0.46%
Mo 202.031†	58.3	0.00352	mg/L	0.000190	0.00703	mg/L	0.000380	5.40%
Na 589.592†	9418.2	1.401	mg/L	0.0040	2.802	mg/L	0.0080	0.29%
Na 330.237†	49.3	2.922	mg/L	0.1806	5.844	mg/L	0.3612	6.18%
Ni 231.604†	565.7	0.1513	mg/L	0.00137	0.3026	mg/L	0.00274	0.91%
Pb 220.353†	1763.8	0.1963	mg/L	0.00086	0.3925	mg/L	0.00173	0.44%
Sb 206.836†	32.9	0.02708	mg/L	0.003698	0.05416	mg/L	0.007397	13.66%
Se 196.026†	-35.5	0.00161	mg/L	0.004871	0.00323	mg/L	0.009742	301.95%
Si 288.158†	4458.8	2.690	mg/L	0.0440	5.380	mg/L	0.0881	1.64%
Sn 189.927†	-52.7	-0.00693	mg/L	0.001637	-0.01386	mg/L	0.003274	23.62%
Sr 421.552†	98227.0	0.1415	mg/L	0.00053	0.2831	mg/L	0.00107	0.38%
Ti 334.903†	177411.6	7.282	mg/L	0.0185	14.56	mg/L	0.037	0.25%
Tl 190.801†	-31.8	-0.00690	mg/L	0.002821	-0.01380	mg/L	0.005641	40.88%
V 292.402†	126621.3	0.4395	mg/L	0.00032	0.8789	mg/L	0.00064	0.07%
Zn 206.200†	2473.0	0.9094	mg/L	0.01254	1.819	mg/L	0.0251	1.38%

Sequence No.: 20
Sample ID: II01 A SWC
Analyst: JLB
Initial Sample Wt:
Dilution: 2X

Autosampler Location: 38
Date Collected: 8/1/2005 5:25:49 PM
Data Type: Original
Initial Sample Vol:
Sample Prep Vol:

Nebulizer Parameters: II01 A SWC

Analyte	Back Pressure	Flow
All	176.0 kPa	0.50 L/min

Mean Data: II01 A SWC

Analyte	Mean Corrected Intensity	Calib Conc.	Units	Std.Dev.	Sample Conc.	Units	Std.Dev.	RSD
ScA 357.253	1507890.5	100.6	%	0.31				0.31%
ScR 361.383	140817.7	106.2	%	0.54				0.51%
Ag 328.068†	-3453.0	-0.00012	mg/L	0.000205	-0.00024	mg/L	0.000409	172.64%
Al 308.215†	200169.7	124.8	mg/L	0.49	249.6	mg/L	0.97	0.39%
As 188.979†	104.5	0.06140	mg/L	0.007864	0.1228	mg/L	0.01573	12.81%
B 249.677†	213.6	0.03561	mg/L	0.000667	0.07123	mg/L	0.001334	1.87%
Ba 233.527†	1767.5	0.2987	mg/L	0.00112	0.5974	mg/L	0.00223	0.37%
Be 313.042†	1628.6	0.00131	mg/L	0.000010	0.00262	mg/L	0.000020	0.77%
Ca 317.933†	951221.8	46.12	mg/L	0.141	92.25	mg/L	0.282	0.31%
Cd 228.802†	116.8	0.00101	mg/L	0.000108	0.00201	mg/L	0.000215	10.69%
Co 228.616†	3313.0	0.06506	mg/L	0.000572	0.1301	mg/L	0.00114	0.88%
Cr 267.716†	1808.3	0.1873	mg/L	0.00044	0.3745	mg/L	0.00088	0.23%
Cu 324.752†	40165.9	0.1689	mg/L	0.00010	0.3378	mg/L	0.00020	0.06%
Fe 273.955†	279261.6	236.6	mg/L	1.21	473.2	mg/L	2.43	0.51%
K 766.490†	5527.7	4.430	mg/L	0.0459	8.861	mg/L	0.0918	1.04%
Mg 279.077†	101736.4	62.22	mg/L	0.097	124.4	mg/L	0.19	0.16%
Mn 257.610†	137805.6	3.470	mg/L	0.0145	6.940	mg/L	0.0290	0.42%
Mo 202.031†	60.9	0.00364	mg/L	0.000374	0.00727	mg/L	0.000748	10.28%
Na 589.592†	9376.3	1.395	mg/L	0.0014	2.790	mg/L	0.0028	0.10%
Na 330.237†	44.5	3.010	mg/L	0.1559	6.019	mg/L	0.3118	5.18%
Ni 231.604†	623.5	0.1667	mg/L	0.00144	0.3335	mg/L	0.00288	0.86%
Pb 220.353†	1836.3	0.2050	mg/L	0.00136	0.4101	mg/L	0.00271	0.66%
Sb 206.836†	32.1	0.02725	mg/L	0.000492	0.05449	mg/L	0.000984	1.81%
Se 196.026†	-30.3	0.00619	mg/L	0.004453	0.01238	mg/L	0.008907	71.95%
Si 288.158†	10222.6	6.167	mg/L	0.0316	12.33	mg/L	0.063	0.51%
Sn 189.927†	-46.3	-0.00563	mg/L	0.001079	-0.01125	mg/L	0.002158	19.17%
Sr 421.552†	111645.4	0.1609	mg/L	0.00069	0.3218	mg/L	0.00137	0.43%
Ti 334.903†	202699.6	8.320	mg/L	0.0322	16.64	mg/L	0.064	0.39%
Tl 190.801†	-35.2	-0.00885	mg/L	0.002095	-0.01770	mg/L	0.004191	23.68%
V 292.402†	132670.9	0.4601	mg/L	0.00076	0.9203	mg/L	0.00152	0.16%
Zn 206.200†	2764.4	1.017	mg/L	0.0045	2.033	mg/L	0.0091	0.45%

Sequence No.: 21
Sample ID: II01 ASPK SWC
Analyst: JLB
Initial Sample Wt:
Dilution: 2x

Autosampler Location: 39
Date Collected: 8/1/2005 5:32:01 PM
Data Type: Original
Initial Sample Vol:
Sample Prep Vol:

Nebulizer Parameters: II01 ASPK SWC

Analyte	Back Pressure	Flow
All	176.0 kPa	0.50 L/min

Mean Data: II01 ASPK SWC

Analyte	Mean Corrected Intensity	Calib Conc.	Units	Std.Dev.	Sample Conc.	Units	Std.Dev.	RSD
ScA 357.253	1484540.7	99.04	%	0.069				0.07%
ScR 361.383	135884.3	102.4	%	0.69				0.68%
Ag 328.068†	163531.7	0.05018	mg/L	0.00119	1.004	mg/L	0.0024	0.24%
Al 308.215†	197000.4	12.18	mg/L	0.20	245.6	mg/L	0.40	0.16%
As 188.979†	2362.7	2.079	mg/L	0.0027	4.158	mg/L	0.0053	0.13%
B 249.677†	180.7	0.03087	mg/L	0.002596	0.06175	mg/L	0.005191	8.41%
Ba 233.527†	12297.2	2.177	mg/L	0.0113	4.354	mg/L	0.0226	0.52%
Be 313.042†	396146.4	0.5025	mg/L	0.00073	1.005	mg/L	0.0015	0.15%
Ca 317.933†	1095647.5	53.13	mg/L	0.037	106.3	mg/L	0.07	0.07%
Cd 228.802†	20615.4	0.5156	mg/L	0.00080	1.031	mg/L	0.0016	0.16%
Co 228.616†	22737.2	0.5421	mg/L	0.00128	1.084	mg/L	0.0026	0.24%
Cr 267.716†	6372.5	0.6625	mg/L	0.00454	1.325	mg/L	0.0091	0.68%
Cu 324.752†	179772.1	0.6895	mg/L	0.00124	1.379	mg/L	0.0025	0.18%
Fe 273.955†	258181.3	218.7	mg/L	0.54	437.4	mg/L	1.09	0.25%
K 766.490†	17043.9	13.66	mg/L	0.032	27.32	mg/L	0.063	0.23%
Mg 279.077†	113587.4	69.50	mg/L	0.043	139.0	mg/L	0.09	0.06%
Mn 257.610†	147831.8	3.723	mg/L	0.0062	7.446	mg/L	0.0124	0.17%
Mo 202.031†	71.1	0.00426	mg/L	0.000272	0.00853	mg/L	0.000544	6.38%
Na 589.592†	77875.2	11.58	mg/L	0.031	23.17	mg/L	0.062	0.27%
Na 330.237†	383.9	12.93	mg/L	0.250	25.87	mg/L	0.501	1.94%
Ni 231.604†	2337.0	0.6252	mg/L	0.00298	1.250	mg/L	0.0060	0.48%
Pb 220.353†	21145.4	2.131	mg/L	0.0029	4.261	mg/L	0.0058	0.14%
Sb 206.836†	546.0	0.4007	mg/L	0.00352	0.8014	mg/L	0.00705	0.88%
Se 196.026†	3216.4	2.020	mg/L	0.0087	4.040	mg/L	0.0173	0.43%
Si 288.158†	9480.5	5.720	mg/L	0.0367	11.44	mg/L	0.073	0.64%
Sn 189.927†	-66.7	-0.00794	mg/L	0.001594	-0.01587	mg/L	0.003188	20.09%
Sr 421.552†	450722.7	0.6495	mg/L	0.00132	1.299	mg/L	0.0026	0.20%
Ti 334.903†	169811.9	6.970	mg/L	0.0162	13.94	mg/L	0.032	0.23%
Tl 190.801†	2410.1	1.897	mg/L	0.0038	3.794	mg/L	0.0076	0.20%
V 292.402†	273358.4	0.9548	mg/L	0.00296	1.910	mg/L	0.0059	0.31%
Zn 206.200†	3798.9	1.397	mg/L	0.0061	2.795	mg/L	0.0121	0.43%

Sequence No.: 22
Sample ID: II01 REF1 SWC
Analyst: JLB
Initial Sample Wt:
Dilution: 2X

Autosampler Location: 40
Date Collected: 8/1/2005 5:38:15 PM
Data Type: Original
Initial Sample Vol:
Sample Prep Vol:

Nebulizer Parameters: II01 REF1 SWC

Analyte	Back Pressure	Flow
All	176.0 kPa	0.50 L/min

Mean Data: II01 REF1 SWC

Analyte	Mean Corrected Intensity	Calib Conc.	Calib Units	Std.Dev.	Sample Conc.	Sample Units	Std.Dev.	RSD
ScA 357.253	1464565.9	97.71	%	0.415				0.43%
ScR 361.383	133272.7	100.5	%	0.56				0.56%
Ag 328.068†	376497.2	1.139	mg/L	0.0030	2.277	mg/L	0.0061	0.27%
Al 308.215†	147415.9	91.88	mg/L	0.149	183.8	mg/L	0.30	0.16%
As 188.979†	1181.2	1.036	mg/L	0.0099	2.071	mg/L	0.0198	0.96%
B 249.677†	3870.9	0.6842	mg/L	0.00354	1.368	mg/L	0.0071	0.52%
Ba 233.527†	9051.4	1.605	mg/L	0.0119	3.209	mg/L	0.0239	0.74%
Be 313.042†	419044.4	0.5312	mg/L	0.00104	1.062	mg/L	0.0021	0.20%
Ca 317.933†	839140.5	40.69	mg/L	0.117	81.38	mg/L	0.235	0.29%
Cd 228.802†	23930.4	0.6013	mg/L	0.00027	1.203	mg/L	0.0005	0.05%
Co 228.616†	33656.8	0.8165	mg/L	0.00165	1.633	mg/L	0.0033	0.20%
Cr 267.716†	6858.9	0.7182	mg/L	0.00513	1.436	mg/L	0.0103	0.71%
Cu 324.752†	251790.9	0.9518	mg/L	0.00308	1.904	mg/L	0.0062	0.32%
Fe 273.955†	151913.4	128.7	mg/L	1.05	257.4	mg/L	2.11	0.82%
K 766.490†	30187.7	24.20	mg/L	0.067	48.39	mg/L	0.133	0.27%
Mg 279.077†	49045.0	29.99	mg/L	0.022	59.97	mg/L	0.043	0.07%
Mn 257.610†	191201.7	4.818	mg/L	0.0173	9.636	mg/L	0.0347	0.36%
Mo 202.031†	3000.1	0.2231	mg/L	0.00097	0.4461	mg/L	0.00195	0.44%
Na 589.592†	16561.1	2.464	mg/L	0.0033	4.927	mg/L	0.0066	0.13%
Na 330.237†	117.2	3.554	mg/L	0.2154	7.108	mg/L	0.4307	6.06%
Ni 231.604†	2133.1	0.5707	mg/L	0.00593	1.141	mg/L	0.0119	1.04%
Pb 220.353†	12189.4	1.232	mg/L	0.0042	2.464	mg/L	0.0084	0.34%
Sb 206.836†	564.3	0.4215	mg/L	0.00246	0.8431	mg/L	0.00493	0.58%
Se 196.026†	1749.3	1.099	mg/L	0.0083	2.199	mg/L	0.0166	0.75%
Si 288.158†	9234.4	5.572	mg/L	0.0301	11.14	mg/L	0.060	0.54%
Sn 189.927†	4804.4	0.9476	mg/L	0.00396	1.895	mg/L	0.0079	0.42%
Sr 421.552†	384460.4	0.5540	mg/L	0.00072	1.108	mg/L	0.0014	0.13%
Ti 334.903†	80145.6	3.289	mg/L	0.0055	6.579	mg/L	0.0111	0.17%
Tl 190.801†	2386.3	1.870	mg/L	0.0086	3.740	mg/L	0.0172	0.46%
V 292.402†	354144.5	1.239	mg/L	0.0023	2.478	mg/L	0.0046	0.19%
Zn 206.200†	6800.1	2.502	mg/L	0.0153	5.005	mg/L	0.0306	0.61%

Sequence No.: 23
Sample ID: CV6
Analyst: JLB
Initial Sample Wt:
Dilution: 1X

Autosampler Location: 7
Date Collected: 8/1/2005 5:44:28 PM
Data Type: Original
Initial Sample Vol:
Sample Prep Vol:

Nebulizer Parameters: CV

Analyte	Back Pressure	Flow
All	176.0 kPa	0.50 L/min

Mean Data: CV

Analyte	Mean Corrected Intensity	Calib Conc.	Calib Units	Calib Std.Dev.	Sample Conc.	Sample Units	Sample Std.Dev.	RSD
ScA 357.253	1448413.3	96.63	%	0.176				0.18%
ScR 361.383	129442.2	97.58	%	0.243				0.25%
Ag 328.068†	333040.6	1.003	mg/L	0.0015	1.003	mg/L	0.0015	0.15%
Al 308.215†	3158.8	1.934	mg/L	0.0042	1.934	mg/L	0.0042	0.22%
As 188.979†	2273.4	2.026	mg/L	0.0061	2.026	mg/L	0.0061	0.30%
B 249.677†	5373.1	0.9522	mg/L	0.00729	0.9522	mg/L	0.00729	0.77%
Ba 233.527†	5399.2	0.9622	mg/L	0.00321	0.9622	mg/L	0.00321	0.33%
Be 313.042†	757803.4	0.9627	mg/L	0.00073	0.9627	mg/L	0.00073	0.08%
Ca 317.933†	41279.1	2.002	mg/L	0.0030	2.002	mg/L	0.0030	0.15%
Cd 228.802†	41433.5	1.043	mg/L	0.0014	1.043	mg/L	0.0014	0.13%
Co 228.616†	40966.9	1.001	mg/L	0.0011	1.001	mg/L	0.0011	0.11%
Cr 267.716†	9138.8	0.9576	mg/L	0.00299	0.9576	mg/L	0.00299	0.31%
Cu 324.752†	280089.1	1.046	mg/L	0.0018	1.046	mg/L	0.0018	0.17%
Fe 273.955†	2360.6	1.997	mg/L	0.0018	1.997	mg/L	0.0018	0.09%
K 766.490†	25275.7	20.26	mg/L	0.073	20.26	mg/L	0.073	0.36%
Mg 279.077†	3206.7	1.970	mg/L	0.0061	1.970	mg/L	0.0061	0.31%
Mn 257.610†	37905.6	0.9559	mg/L	0.00217	0.9559	mg/L	0.00217	0.23%
Mo 202.031†	13107.3	0.9765	mg/L	0.00185	0.9765	mg/L	0.00185	0.19%
Na 589.592†	334620.3	49.78	mg/L	0.209	49.78	mg/L	0.209	0.42%
Na 330.237†	1593.1	48.97	mg/L	0.241	48.97	mg/L	0.241	0.49%
Ni 231.604†	3634.3	0.9731	mg/L	0.00172	0.9731	mg/L	0.00172	0.18%
Pb 220.353†	19574.7	1.954	mg/L	0.0018	1.954	mg/L	0.0018	0.09%
Sb 206.836†	2787.7	2.063	mg/L	0.0023	2.063	mg/L	0.0023	0.11%
Se 196.026†	3222.0	2.000	mg/L	0.0055	2.000	mg/L	0.0055	0.27%
Si 288.158†	3388.3	2.046	mg/L	0.0043	2.046	mg/L	0.0043	0.21%
Sn 189.927†	4688.7	0.9240	mg/L	0.00282	0.9240	mg/L	0.00282	0.31%
Sr 421.552†	688623.0	0.9923	mg/L	0.00206	0.9923	mg/L	0.00206	0.21%
Ti 334.903†	23199.9	0.9510	mg/L	0.00298	0.9510	mg/L	0.00298	0.31%
Tl 190.801†	2537.9	1.980	mg/L	0.0032	1.980	mg/L	0.0032	0.16%
V 292.402†	290350.2	1.020	mg/L	0.0012	1.020	mg/L	0.0012	0.12%
Zn 206.200†	2636.5	0.9701	mg/L	0.00466	0.9701	mg/L	0.00466	0.48%

Sequence No.: 24
Sample ID: CB
Analyst: JLB
Initial Sample Wt:
Dilution: 1X

Autosampler Location: 1
Date Collected: 8/1/2005 5:50:41 PM
Data Type: Original
Initial Sample Vol:
Sample Prep Vol:

Nebulizer Parameters: CB

Analyte	Back Pressure	Flow
All	176.0 kPa	0.50 L/min

Mean Data: CB

Analyte	Mean Corrected Intensity	Calib Conc.	Calib Units	Calib Std.Dev.	Sample Conc.	Sample Units	Sample Std.Dev.	RSD
ScA 357.253	1463072.3	97.61	%	0.880				0.90%
ScR 361.383	127754.5	96.31	%	0.521				0.54%
Ag 328.068†	123.2	0.00037	mg/L	0.000055	0.00037	mg/L	0.000055	14.75%
Al 308.215†	21.2	0.01320	mg/L	0.003539	0.01320	mg/L	0.003539	26.81%
As 188.979†	6.4	0.00574	mg/L	0.004582	0.00574	mg/L	0.004582	79.87%
B 249.677†	20.7	0.00366	mg/L	0.000549	0.00366	mg/L	0.000549	15.02%
Ba 233.527†	-3.1	-0.00055	mg/L	0.000707	-0.00055	mg/L	0.000707	128.48%
Be 313.042†	27.9	0.00004	mg/L	0.000025	0.00004	mg/L	0.000025	70.27%
Ca 317.933†	20.4	0.00099	mg/L	0.001379	0.00099	mg/L	0.001379	139.09%
Cd 228.802†	5.8	0.00014	mg/L	0.000074	0.00014	mg/L	0.000074	53.64%
Co 228.616†	-13.2	-0.00033	mg/L	0.000194	-0.00033	mg/L	0.000194	59.59%
Cr 267.716†	-4.6	-0.00049	mg/L	0.000928	-0.00049	mg/L	0.000928	190.63%
Cu 324.752†	-236.0	-0.00088	mg/L	0.000171	-0.00088	mg/L	0.000171	19.43%
Fe 273.955†	7.5	0.00635	mg/L	0.001046	0.00635	mg/L	0.001046	16.48%
K 766.490†	119.9	0.09613	mg/L	0.019765	0.09613	mg/L	0.019765	20.56%
Mg 279.077†	4.9	0.00300	mg/L	0.001494	0.00300	mg/L	0.001494	49.84%
Mn 257.610†	2.3	0.00006	mg/L	0.000066	0.00006	mg/L	0.000066	113.67%
Mo 202.031†	12.5	0.00093	mg/L	0.000090	0.00093	mg/L	0.000090	9.74%
Na 589.592†	299.3	0.04453	mg/L	0.006902	0.04453	mg/L	0.006902	15.50%
Na 330.237†	2.0	0.06081	mg/L	0.243066	0.06081	mg/L	0.243066	399.74%
Ni 231.604†	-0.7	-0.00020	mg/L	0.002304	-0.00020	mg/L	0.002304	>999.9%
Pb 220.353†	11.2	0.00112	mg/L	0.000418	0.00112	mg/L	0.000418	37.26%
Sb 206.836†	0.2	0.00018	mg/L	0.001428	0.00018	mg/L	0.001428	814.25%
Se 196.026†	4.0	0.00251	mg/L	0.002591	0.00251	mg/L	0.002591	103.41%
Si 288.158†	26.5	0.01598	mg/L	0.002053	0.01598	mg/L	0.002053	12.85%
Sn 189.927†	15.1	0.00296	mg/L	0.000657	0.00296	mg/L	0.000657	22.21%
Sr 421.552†	-6.2	-0.00001	mg/L	0.000058	-0.00001	mg/L	0.000058	644.02%
Ti 334.903†	37.8	0.00155	mg/L	0.000964	0.00155	mg/L	0.000964	62.11%
Tl 190.801†	2.0	0.00156	mg/L	0.000414	0.00156	mg/L	0.000414	26.51%
V 292.402†	44.6	0.00015	mg/L	0.000209	0.00015	mg/L	0.000209	137.70%
Zn 206.200†	6.4	0.00236	mg/L	0.000436	0.00236	mg/L	0.000436	18.49%

Sequence No.: 25
Sample ID: IH97 MB1 SWC
Analyst: JLB
Initial Sample Wt:
Dilution: 2X

Autosampler Location: 41
Date Collected: 8/1/2005 5:57:03 PM
Data Type: Original
Initial Sample Vol:
Sample Prep Vol:

Nebulizer Parameters: IH97 MB1 SWC

Analyte	Back Pressure	Flow
All	176.0 kPa	0.50 L/min

Mean Data: IH97 MB1 SWC

Analyte	Mean Corrected Intensity	Calib Conc.	Calib Units	Calib Std.Dev.	Sample Conc.	Sample Units	Sample Std.Dev.	RSD
ScA 357.253	1468758.9	97.99	%	0.795				0.81%
ScR 361.383	128388.5	96.79	%	0.080				0.08%
Ag 328.068†	89.8	0.00027	mg/L	0.000103	0.00054	mg/L	0.000206	37.92%
Al 308.215†	70.7	0.04408	mg/L	0.002571	0.08816	mg/L	0.005143	5.83%
As 188.979†	1.8	0.00162	mg/L	0.000742	0.00323	mg/L	0.001483	45.89%
B 249.677†	15.8	0.00280	mg/L	0.001033	0.00559	mg/L	0.002066	36.93%
Ba 233.527†	1.5	0.00026	mg/L	0.000195	0.00052	mg/L	0.000390	75.29%
Be 313.042†	88.9	0.00011	mg/L	0.000036	0.00023	mg/L	0.000072	32.00%
Ca 317.933†	1097.7	0.05322	mg/L	0.002418	0.1064	mg/L	0.00484	4.54%
Cd 228.802†	5.3	0.00013	mg/L	0.000042	0.00026	mg/L	0.000084	31.83%
Co 228.616†	-13.4	-0.00033	mg/L	0.000044	-0.00066	mg/L	0.000087	13.28%
Cr 267.716†	-5.4	-0.00058	mg/L	0.000278	-0.00115	mg/L	0.000556	48.28%
Cu 324.752†	-145.5	-0.00054	mg/L	0.000141	-0.00108	mg/L	0.000281	25.95%
Fe 273.955†	34.0	0.02881	mg/L	0.002791	0.05761	mg/L	0.005582	9.69%
K 766.490†	94.3	0.07561	mg/L	0.048264	0.1512	mg/L	0.09653	63.83%
Mg 279.077†	29.8	0.01825	mg/L	0.001795	0.03650	mg/L	0.003590	9.83%
Mn 257.610†	19.4	0.00049	mg/L	0.000114	0.00098	mg/L	0.000228	23.39%
Mo 202.031†	6.1	0.00045	mg/L	0.000204	0.00090	mg/L	0.000408	45.28%
Na 589.592†	154.3	0.02295	mg/L	0.003827	0.04591	mg/L	0.007655	16.68%
Na 330.237†	13.3	0.4071	mg/L	0.71471	0.8142	mg/L	1.42942	175.56%
Ni 231.604†	0.2	0.00005	mg/L	0.001108	0.00009	mg/L	0.002216	>999.9%
Pb 220.353†	10.2	0.00103	mg/L	0.000470	0.00205	mg/L	0.000939	45.77%
Sb 206.836†	-2.2	-0.00164	mg/L	0.001342	-0.00328	mg/L	0.002683	81.84%
Se 196.026†	8.5	0.00530	mg/L	0.002539	0.01060	mg/L	0.005077	47.92%
Si 288.158†	30.2	0.01820	mg/L	0.001424	0.03639	mg/L	0.002849	7.83%
Sn 189.927†	7.2	0.00141	mg/L	0.000843	0.00283	mg/L	0.001686	59.61%
Sr 421.552†	345.8	0.00050	mg/L	0.000038	0.00100	mg/L	0.000077	7.68%
Ti 334.903†	38.3	0.00157	mg/L	0.000639	0.00314	mg/L	0.001279	40.70%
Tl 190.801†	1.2	0.00093	mg/L	0.002346	0.00186	mg/L	0.004692	252.53%
V 292.402†	91.6	0.00031	mg/L	0.000131	0.00063	mg/L	0.000261	41.47%
Zn 206.200†	11.6	0.00428	mg/L	0.000400	0.00857	mg/L	0.000799	9.33%

Sequence No.: 26
Sample ID: II01 B SWC
Analyst: JLB
Initial Sample Wt:
Dilution: 5X

Autosampler Location: 42
Date Collected: 8/1/2005 6:03:27 PM
Data Type: Original
Initial Sample Vol:
Sample Prep Vol:

Nebulizer Parameters: II01 B SWC

Analyte	Back Pressure	Flow
All	176.0 kPa	0.50 L/min

Mean Data: II01 B SWC

Analyte	Mean Corrected Intensity	Calib Conc.	Calib Units	Calib Std.Dev.	Sample Conc.	Sample Units	Sample Std.Dev.	RSD
ScA 357.253	1491180.4	99.49	%	0.826				0.83%
ScR 361.383	132161.7	99.63	%	0.670				0.67%
Ag 328.068†	-1673.4	0.00044	mg/L	0.000197	0.00222	mg/L	0.000983	44.26%
Al 308.215†	120452.8	75.09	mg/L	0.230	375.5	mg/L	1.15	0.31%
As 188.979†	60.6	0.03589	mg/L	0.002163	0.1795	mg/L	0.01081	6.03%
B 249.677†	117.0	0.01968	mg/L	0.001612	0.09839	mg/L	0.008060	8.19%
Ba 233.527†	1719.4	0.2978	mg/L	0.00217	1.489	mg/L	0.0108	0.73%
Be 313.042†	1090.4	0.00088	mg/L	0.000034	0.00438	mg/L	0.000168	3.83%
Ca 317.933†	607304.3	29.45	mg/L	0.126	147.2	mg/L	0.63	0.43%
Cd 228.802†	108.8	0.00171	mg/L	0.000175	0.00855	mg/L	0.000873	10.21%
Co 228.616†	2820.3	0.06054	mg/L	0.000752	0.3027	mg/L	0.00376	1.24%
Cr 267.716†	1590.5	0.1642	mg/L	0.00070	0.8208	mg/L	0.00348	0.42%
Cu 324.752†	54890.6	0.2151	mg/L	0.00158	1.076	mg/L	0.0079	0.73%
Fe 273.955†	148621.7	125.9	mg/L	1.32	629.5	mg/L	6.60	1.05%
K 766.490†	4704.9	3.771	mg/L	0.0049	18.85	mg/L	0.024	0.13%
Mg 279.077†	61149.8	37.41	mg/L	0.122	187.1	mg/L	0.61	0.33%
Mn 257.610†	84168.6	2.119	mg/L	0.0130	10.60	mg/L	0.065	0.61%
Mo 202.031†	43.0	0.00266	mg/L	0.000349	0.01330	mg/L	0.001743	13.10%
Na 589.592†	10132.9	1.507	mg/L	0.0090	7.537	mg/L	0.0448	0.60%
Na 330.237†	62.1	2.683	mg/L	0.1647	13.41	mg/L	0.823	6.14%
Ni 231.604†	581.0	0.1554	mg/L	0.00214	0.7768	mg/L	0.01069	1.38%
Pb 220.353†	1564.3	0.1692	mg/L	0.00202	0.8460	mg/L	0.01012	1.20%
Sb 206.836†	19.4	0.01520	mg/L	0.003038	0.07600	mg/L	0.015190	19.99%
Se 196.026†	-12.8	0.00537	mg/L	0.004661	0.02685	mg/L	0.023305	86.81%
Si 288.158†	5453.4	3.290	mg/L	0.0282	16.45	mg/L	0.141	0.86%
Sn 189.927†	-45.6	-0.00660	mg/L	0.000239	-0.03300	mg/L	0.001195	3.62%
Sr 421.552†	128386.5	0.1850	mg/L	0.00080	0.9250	mg/L	0.00398	0.43%
Ti 334.903†	108328.4	4.447	mg/L	0.0155	22.23	mg/L	0.077	0.35%
Tl 190.801†	-20.7	-0.00659	mg/L	0.001911	-0.03295	mg/L	0.009557	29.00%
V 292.402†	89177.9	0.3101	mg/L	0.00266	1.551	mg/L	0.0133	0.86%
Zn 206.200†	2217.3	0.8156	mg/L	0.00299	4.078	mg/L	0.0149	0.37%

Sequence No.: 27
Sample ID: II01 L SWC
Analyst: JLB
Initial Sample Wt:
Dilution: 5X

Autosampler Location: 43
Date Collected: 8/1/2005 6:09:52 PM
Data Type: Original
Initial Sample Vol:
Sample Prep Vol:

Nebulizer Parameters: II01 L SWC

Analyte	Back Pressure	Flow
All	176.0 kPa	0.50 L/min

Mean Data: II01 L SWC

Analyte	Mean Corrected Intensity	Calib Conc.	Calib Units	Std.Dev.	Sample Conc.	Sample Units	Std.Dev.	RSD
ScA 357.253	1479620.2	98.72	%	0.349				0.35%
ScR 361.383	134990.0	101.8	%	0.32				0.31%
Ag 328.068†	-3415.2	-0.00021	mg/L	0.000112	-0.00106	mg/L	0.000559	52.61%
Al 308.215†	148940.8	92.85	mg/L	0.072	464.2	mg/L	0.36	0.08%
As 188.979†	75.6	0.03778	mg/L	0.000751	0.1889	mg/L	0.00375	1.99%
B 249.677†	133.8	0.02191	mg/L	0.000702	0.1096	mg/L	0.00351	3.20%
Ba 233.527†	754.5	0.1187	mg/L	0.00065	0.5936	mg/L	0.00325	0.55%
Be 313.042†	1008.3	0.00037	mg/L	0.000003	0.00187	mg/L	0.000016	0.86%
Ca 317.933†	1338836.0	64.92	mg/L	0.046	324.6	mg/L	0.23	0.07%
Cd 228.802†	110.8	0.00097	mg/L	0.000019	0.00485	mg/L	0.000097	2.00%
Co 228.616†	3976.1	0.08208	mg/L	0.000800	0.4104	mg/L	0.00400	0.98%
Cr 267.716†	2433.3	0.2560	mg/L	0.00124	1.280	mg/L	0.0062	0.49%
Cu 324.752†	127190.6	0.4936	mg/L	0.00042	2.468	mg/L	0.0021	0.08%
Fe 273.955†	267813.3	226.9	mg/L	0.44	1134	mg/L	2.2	0.19%
K 766.490†	2039.8	1.635	mg/L	0.0238	8.174	mg/L	0.1188	1.45%
Mg 279.077†	81577.5	49.86	mg/L	0.020	249.3	mg/L	0.10	0.04%
Mn 257.610†	121130.1	3.050	mg/L	0.0032	15.25	mg/L	0.016	0.10%
Mo 202.031†	411.8	0.02996	mg/L	0.000316	0.1498	mg/L	0.00158	1.06%
Na 589.592†	27371.0	4.072	mg/L	0.0046	20.36	mg/L	0.023	0.11%
Na 330.237†	141.6	5.709	mg/L	0.3601	28.54	mg/L	1.800	6.31%
Ni 231.604†	602.9	0.1612	mg/L	0.00170	0.8061	mg/L	0.00848	1.05%
Pb 220.353†	10767.6	1.090	mg/L	0.0043	5.450	mg/L	0.0215	0.39%
Sb 206.836†	37.1	0.02875	mg/L	0.001445	0.1437	mg/L	0.00723	5.03%
Se 196.026†	-30.8	0.00485	mg/L	0.006228	0.02424	mg/L	0.031141	128.49%
Si 288.158†	977.2	0.5900	mg/L	0.00574	2.950	mg/L	0.0287	0.97%
Sn 189.927†	-67.7	-0.00771	mg/L	0.000481	-0.03853	mg/L	0.002404	6.24%
Sr 421.552†	89047.1	0.1283	mg/L	0.00009	0.6416	mg/L	0.00045	0.07%
Ti 334.903†	187325.8	7.689	mg/L	0.0047	38.45	mg/L	0.024	0.06%
Tl 190.801†	-31.0	-0.00641	mg/L	0.004788	-0.03206	mg/L	0.023941	74.67%
V 292.402†	158543.7	0.5511	mg/L	0.00110	2.755	mg/L	0.0055	0.20%
Zn 206.200†	2568.4	0.9447	mg/L	0.00140	4.723	mg/L	0.0070	0.15%

Sequence No.: 28
Sample ID: IH97 B SWC
Analyst: JLB
Initial Sample Wt:
Dilution: 2X

Autosampler Location: 44
Date Collected: 8/1/2005 6:16:06 PM
Data Type: Original
Initial Sample Vol:
Sample Prep Vol:

Nebulizer Parameters: IH97 B SWC

Analyte	Back Pressure	Flow
All	177.0 kPa	0.50 L/min

Mean Data: IH97 B SWC

Analyte	Mean Corrected Intensity	Calib Conc.	Calib Units	Std.Dev.	Sample Conc.	Sample Units	Std.Dev.	RSD
ScA 357.253	1416611.9	94.51	%	0.283				0.30%
ScR 361.383	128208.5	96.65	%	0.672				0.70%
Ag 328.068†	-3164.6	-0.00034	mg/L	0.000139	-0.00068	mg/L	0.000278	40.68%
Al 308.215†	92186.7	57.47	mg/L	0.150	114.9	mg/L	0.30	0.26%
As 188.979†	112.2	0.05839	mg/L	0.001303	0.1168	mg/L	0.00261	2.23%
B 249.677†	1418.2	0.2501	mg/L	0.00084	0.5001	mg/L	0.00168	0.34%
Ba 233.527†	1889.4	0.3250	mg/L	0.00115	0.6500	mg/L	0.00230	0.35%
Be 313.042†	704.1	0.00059	mg/L	0.000028	0.00119	mg/L	0.000056	4.70%
Ca 317.933†	6315529.2	306.2	mg/L	1.25	612.5	mg/L	2.50	0.41%
Cd 228.802†	159.2	0.00257	mg/L	0.000046	0.00514	mg/L	0.000092	1.78%
Co 228.616†	1453.3	0.02717	mg/L	0.000252	0.05434	mg/L	0.000503	0.93%
Cr 267.716†	1952.7	0.2050	mg/L	0.00227	0.4101	mg/L	0.00454	1.11%
Cu 324.752†	255583.4	0.9696	mg/L	0.00194	1.939	mg/L	0.0039	0.20%
Fe 273.955†	202582.8	171.6	mg/L	0.35	343.2	mg/L	0.70	0.20%
K 766.490†	17535.2	14.05	mg/L	0.176	28.11	mg/L	0.353	1.25%
Mg 279.077†	63841.3	39.03	mg/L	0.038	78.05	mg/L	0.076	0.10%
Mn 257.610†	109066.8	2.746	mg/L	0.0065	5.491	mg/L	0.0130	0.24%
Mo 202.031†	546.7	0.04016	mg/L	0.000231	0.08032	mg/L	0.000463	0.58%
Na 589.592†	426344.0	63.42	mg/L	0.452	126.8	mg/L	0.90	0.71%
Na 330.237†	2083.7	62.71	mg/L	0.524	125.4	mg/L	1.05	0.84%
Ni 231.604†	496.6	0.1328	mg/L	0.00206	0.2656	mg/L	0.00412	1.55%
Pb 220.353†	15889.6	1.594	mg/L	0.0041	3.189	mg/L	0.0081	0.25%
Sb 206.836†	64.4	0.03457	mg/L	0.004044	0.06914	mg/L	0.008087	11.70%
Se 196.026†	-11.2	0.01120	mg/L	0.005316	0.02241	mg/L	0.010631	47.45%
Si 288.158†	7188.7	4.337	mg/L	0.0321	8.674	mg/L	0.0642	0.74%
Sn 189.927†	682.1	0.1654	mg/L	0.00125	0.3308	mg/L	0.00250	0.76%
Sr 421.552†	1785451.3	2.573	mg/L	0.0138	5.146	mg/L	0.0277	0.54%
Ti 334.903†	91822.7	3.769	mg/L	0.0111	7.538	mg/L	0.0222	0.29%
Tl 190.801†	-19.5	0.00025	mg/L	0.001641	0.00050	mg/L	0.003281	657.72%
V 292.402†	52791.1	0.1841	mg/L	0.00028	0.3681	mg/L	0.00056	0.15%
Zn 206.200†	1489.7	0.5478	mg/L	0.00432	1.096	mg/L	0.0086	0.79%

Sequence No.: 29
Sample ID: IH97 ADUP SWC
Analyst: JLB
Initial Sample Wt:
Dilution: 2X

Autosampler Location: 45
Date Collected: 8/1/2005 6:22:38 PM
Data Type: Original
Initial Sample Vol:
Sample Prep Vol:

Nebulizer Parameters: IH97 ADUP SWC

Analyte	Back Pressure	Flow
All	177.0 kPa	0.50 L/min

Mean Data: IH97 ADUP SWC

Analyte	Mean Corrected Intensity	Calib Conc.	Calib Units	Calib Std.Dev.	Sample Conc.	Sample Units	Sample Std.Dev.	RSD
ScA 357.253	1459815.6	97.39	%	0.441				0.45%
ScR 361.383	131451.7	99.10	%	0.165				0.17%
Ag 328.068†	-1686.0	0.00018	mg/L	0.000204	0.00036	mg/L	0.000408	114.35%
Al 308.215†	123190.9	76.80	mg/L	0.251	153.6	mg/L	0.50	0.33%
As 188.979†	94.4	0.05714	mg/L	0.004967	0.1143	mg/L	0.00993	8.69%
B 249.677†	477.5	0.08307	mg/L	0.000720	0.1661	mg/L	0.00144	0.87%
Ba 233.527†	2066.1	0.3603	mg/L	0.00129	0.7206	mg/L	0.00259	0.36%
Be 313.042†	1011.9	0.00085	mg/L	0.000012	0.00170	mg/L	0.000025	1.46%
Ca 317.933†	1249336.3	60.58	mg/L	0.280	121.2	mg/L	0.56	0.46%
Cd 228.802†	99.9	0.00153	mg/L	0.000099	0.00306	mg/L	0.000198	6.48%
Co 228.616†	2030.3	0.03678	mg/L	0.000211	0.07356	mg/L	0.000423	0.57%
Cr 267.716†	3113.6	0.3196	mg/L	0.00044	0.6393	mg/L	0.00088	0.14%
Cu 324.752†	155503.9	0.5893	mg/L	0.00451	1.179	mg/L	0.0090	0.76%
Fe 273.955†	136671.4	115.8	mg/L	0.93	231.6	mg/L	1.85	0.80%
K 766.490†	11886.3	9.527	mg/L	0.0416	19.05	mg/L	0.083	0.44%
Mg 279.077†	79525.0	48.69	mg/L	0.114	97.38	mg/L	0.229	0.23%
Mn 257.610†	77568.3	1.953	mg/L	0.0117	3.906	mg/L	0.0234	0.60%
Mo 202.031†	508.1	0.03714	mg/L	0.000173	0.07428	mg/L	0.000347	0.47%
Na 589.592†	253002.7	37.64	mg/L	0.147	75.27	mg/L	0.293	0.39%
Na 330.237†	1180.5	37.69	mg/L	0.149	75.38	mg/L	0.299	0.40%
Ni 231.604†	677.2	0.1811	mg/L	0.00216	0.3622	mg/L	0.00431	1.19%
Pb 220.353†	4528.0	0.4651	mg/L	0.00250	0.9302	mg/L	0.00500	0.54%
Sb 206.836†	32.6	0.02452	mg/L	0.002609	0.04903	mg/L	0.005217	10.64%
Se 196.026†	-3.7	0.00995	mg/L	0.004946	0.01991	mg/L	0.009892	49.68%
Si 288.158†	7928.6	4.783	mg/L	0.0100	9.567	mg/L	0.0200	0.21%
Sn 189.927†	574.0	0.1178	mg/L	0.00086	0.2357	mg/L	0.00171	0.73%
Sr 421.552†	236705.3	0.3411	mg/L	0.00129	0.6822	mg/L	0.00258	0.38%
Ti 334.903†	177157.0	7.272	mg/L	0.0304	14.54	mg/L	0.061	0.42%
Tl 190.801†	-13.1	-0.00310	mg/L	0.003500	-0.00620	mg/L	0.007001	112.98%
V 292.402†	76277.0	0.2649	mg/L	0.00189	0.5299	mg/L	0.00378	0.71%
Zn 206.200†	1274.4	0.4683	mg/L	0.00281	0.9366	mg/L	0.00563	0.60%

2008

Sequence No.: 30
Sample ID: IH97 A SWC
Analyst: JLB
Initial Sample Wt:
Dilution: 2X

Autosampler Location: 46
Date Collected: 8/1/2005 6:29:05 PM
Data Type: Original
Initial Sample Vol:
Sample Prep Vol:

Nebulizer Parameters: IH97 A SWC

Analyte	Back Pressure	Flow
All	177.0 kPa	0.50 L/min

Mean Data: IH97 A SWC

Analyte	Mean Corrected Intensity	Calib Conc.	Calib Units	Calib Std.Dev.	Sample Conc.	Sample Units	Sample Std.Dev.	RSD
ScA 357.253	1469032.0	98.01	%	0.344				0.35%
ScR 361.383	132780.1	100.1	%	0.54				0.54%
Ag 328.068†	2564.2	0.01215	mg/L	0.000189	0.02430	mg/L	0.000378	1.56%
Al 308.215†	110550.9	68.92	mg/L	0.220	137.8	mg/L	0.44	0.32%
As 188.979†	71.0	0.04133	mg/L	0.000733	0.08266	mg/L	0.001466	1.77%
B 249.677†	666.1	0.1167	mg/L	0.00192	0.2334	mg/L	0.00385	1.65%
Ba 233.527†	2023.8	0.3539	mg/L	0.00165	0.7077	mg/L	0.00329	0.47%
Be 313.042†	934.7	0.00080	mg/L	0.000019	0.00160	mg/L	0.000038	2.37%
Ca 317.933†	784989.8	38.06	mg/L	0.074	76.13	mg/L	0.148	0.19%
Cd 228.802†	91.2	0.00147	mg/L	0.000089	0.00293	mg/L	0.000178	6.09%
Co 228.616†	1672.1	0.03000	mg/L	0.000227	0.06001	mg/L	0.000455	0.76%
Cr 267.716†	2927.6	0.3006	mg/L	0.00157	0.6011	mg/L	0.00313	0.52%
Cu 324.752†	140176.5	0.5309	mg/L	0.00109	1.062	mg/L	0.0022	0.21%
Fe 273.955†	117757.9	99.76	mg/L	0.381	199.5	mg/L	0.76	0.38%
K 766.490†	11618.4	9.312	mg/L	0.0558	18.62	mg/L	0.112	0.60%
Mg 279.077†	71464.8	43.76	mg/L	0.075	87.51	mg/L	0.149	0.17%
Mn 257.610†	66775.3	1.681	mg/L	0.0053	3.363	mg/L	0.0106	0.31%
Mo 202.031†	519.1	0.03804	mg/L	0.000292	0.07607	mg/L	0.000584	0.77%
Na 589.592†	252594.7	37.58	mg/L	0.179	75.15	mg/L	0.359	0.48%
Na 330.237†	1182.6	37.63	mg/L	0.080	75.27	mg/L	0.161	0.21%
Ni 231.604†	730.1	0.1952	mg/L	0.00161	0.3905	mg/L	0.00322	0.83%
Pb 220.353†	5735.5	0.5841	mg/L	0.00551	1.168	mg/L	0.0110	0.94%
Sb 206.836†	25.9	0.01921	mg/L	0.001590	0.03843	mg/L	0.003180	8.28%
Se 196.026†	-2.8	0.00881	mg/L	0.002764	0.01763	mg/L	0.005528	31.36%
Si 288.158†	8159.1	4.923	mg/L	0.0230	9.845	mg/L	0.0460	0.47%
Sn 189.927†	206.3	0.04349	mg/L	0.000551	0.08698	mg/L	0.001101	1.27%
Sr 421.552†	189686.5	0.2733	mg/L	0.00077	0.5467	mg/L	0.00153	0.28%
Ti 334.903†	150074.1	6.160	mg/L	0.0161	12.32	mg/L	0.032	0.26%
Tl 190.801†	-10.3	-0.00180	mg/L	0.004244	-0.00360	mg/L	0.008488	235.49%
V 292.402†	68068.2	0.2367	mg/L	0.00046	0.4734	mg/L	0.00092	0.19%
Zn 206.200†	1105.5	0.4062	mg/L	0.00263	0.8124	mg/L	0.00525	0.65%

Sequence No.: 31
Sample ID: IH97 ASPK SWC
Analyst: JLB
Initial Sample Wt:
Dilution: 2X

Autosampler Location: 47
Date Collected: 8/1/2005 6:35:33 PM
Data Type: Original
Initial Sample Vol:
Sample Prep Vol:

Nebulizer Parameters: IH97 ASPK SWC

Analyte	Back Pressure	Flow
All	177.0 kPa	0.50 L/min

Mean Data: IH97 ASPK SWC

Analyte	Mean Corrected Intensity	Calib Conc.	Calib Units	Std.Dev.	Sample Conc.	Sample Units	Std.Dev.	RSD
ScA 357.253	1460827.9	97.46	%	0.553				0.57%
ScR 361.383	132282.3	99.72	%	0.389				0.39%
Ag 328.068†	159230.7	0.4837	mg/L	0.00091	0.9674	mg/L	0.00182	0.19%
~~Al~~ 308.215†	110898.4	~~69~~.13	mg/L	0.034	138.3	mg/L	0.07	0.05%
As 188.979†	2356.8	2.082	mg/L	0.0133	4.164	mg/L	0.0266	0.64%
B 249.677†	542.2	0.09568	mg/L	0.000640	0.1914	mg/L	0.00128	0.67%
Ba 233.527†	12932.9	2.299	mg/L	0.0119	4.598	mg/L	0.0238	0.52%
Be 313.042†	396586.2	0.5035	mg/L	0.00029	1.007	mg/L	0.0006	0.06%
Ca 317.933†	920544.1	44.64	mg/L	0.019	89.27	mg/L	0.038	0.04%
Cd 228.802†	20134.1	0.5044	mg/L	0.00442	1.009	mg/L	0.0088	0.88%
Co 228.616†	20679.5	0.4957	mg/L	0.00431	0.9914	mg/L	0.00862	0.87%
Cr 267.716†	7230.2	0.7495	mg/L	0.00356	1.499	mg/L	0.0071	0.47%
Cu 324.752†	320916.3	1.206	mg/L	0.0023	2.413	mg/L	0.0046	0.19%
Fe 273.955†	114516.9	97.01	mg/L	0.294	194.0	mg/L	0.59	0.30%
K 766.490†	23514.7	18.85	mg/L	0.052	37.69	mg/L	0.103	0.27%
Mg 279.077†	83005.2	50.84	mg/L	0.030	101.7	mg/L	0.06	0.06%
Mn 257.610†	83204.3	2.096	mg/L	0.0025	4.191	mg/L	0.0051	0.12%
Mo 202.031†	626.5	0.04591	mg/L	0.000741	0.09182	mg/L	0.001481	1.61%
Na 589.592†	338027.0	50.29	mg/L	0.133	100.6	mg/L	0.27	0.26%
Na 330.237†	1598.0	50.01	mg/L	0.383	100.0	mg/L	0.77	0.77%
Ni 231.604†	2542.9	0.6804	mg/L	0.00354	1.361	mg/L	0.0071	0.52%
Pb 220.353†	23117.6	2.318	mg/L	0.0116	4.636	mg/L	0.0232	0.50%
Sb 206.836†	850.5	0.6241	mg/L	0.00763	1.248	mg/L	0.0153	1.22%
Se 196.026†	3261.0	2.035	mg/L	0.0193	4.069	mg/L	0.0387	0.95%
Si 288.158†	8085.9	4.879	mg/L	0.0242	9.759	mg/L	0.0484	0.50%
Sn 189.927†	444.5	0.09219	mg/L	0.000916	0.1844	mg/L	0.00183	0.99%
Sr 421.552†	540056.4	0.7782	mg/L	0.00054	1.556	mg/L	0.0011	0.07%
Ti 334.903†	129653.3	5.322	mg/L	0.0011	10.64	mg/L	0.002	0.02%
Tl 190.801†	2407.7	1.884	mg/L	0.0158	3.768	mg/L	0.0315	0.84%
V 292.402†	204020.2	0.7144	mg/L	0.00145	1.429	mg/L	0.0029	0.20%
Zn 206.200†	2414.4	0.8879	mg/L	0.00392	1.776	mg/L	0.0078	0.44%

Sequence No.: 32
Sample ID: IH97 REF1 SWC
Analyst: JLB
Initial Sample Wt:
Dilution: 2X

Autosampler Location: 48
Date Collected: 8/1/2005 6:41:49 PM
Data Type: Original
Initial Sample Vol:
Sample Prep Vol:

Nebulizer Parameters: IH97 REF1 SWC

Analyte	Back Pressure	Flow
All	177.0 kPa	0.50 L/min

Mean Data: IH97 REF1 SWC

Analyte	Mean Corrected Intensity	Calib Conc.	Calib Units	Std.Dev.	Sample Conc.	Sample Units	Std.Dev.	RSD
ScA 357.253	1475198.4	98.42	%	0.572				0.58%
ScR 361.383	134859.7	101.7	%	0.51				0.50%
Ag 328.068†	371794.8	1.125	mg/L	0.0022	2.250	mg/L	0.0044	0.20%
Al 308.215†	146882.5	91.55	mg/L	0.090	183.1	mg/L	0.18	0.10%
As 188.979†	1166.0	1.022	mg/L	0.0034	2.045	mg/L	0.0069	0.34%
B 249.677†	3924.6	0.6938	mg/L	0.00314	1.388	mg/L	0.0063	0.45%
Ba 233.527†	9372.4	1.661	mg/L	0.0105	3.322	mg/L	0.0209	0.63%
Be 313.042†	410149.4	0.5199	mg/L	0.00029	1.040	mg/L	0.0006	0.06%
Ca 317.933†	839017.6	40.68	mg/L	0.037	81.37	mg/L	0.073	0.09%
Cd 228.802†	23215.6	0.5832	mg/L	0.00284	1.166	mg/L	0.0057	0.49%
Co 228.616†	32655.1	0.7921	mg/L	0.00297	1.584	mg/L	0.0059	0.38%
Cr 267.716†	6709.5	0.7030	mg/L	0.00471	1.406	mg/L	0.0094	0.67%
Cu 324.752†	243555.8	0.9218	mg/L	0.00060	1.844	mg/L	0.0012	0.07%
Fe 273.955†	162253.7	137.5	mg/L	0.14	274.9	mg/L	0.29	0.10%
K 766.490†	29783.0	23.87	mg/L	0.035	47.74	mg/L	0.070	0.15%
Mg 279.077†	49936.4	30.53	mg/L	0.011	61.05	mg/L	0.023	0.04%
Mn 257.610†	198239.6	4.995	mg/L	0.0065	9.990	mg/L	0.0130	0.13%
Mo 202.031†	2955.5	0.2197	mg/L	0.00154	0.4395	mg/L	0.00308	0.70%
Na 589.592†	16767.0	2.494	mg/L	0.0097	4.989	mg/L	0.0195	0.39%
Na 330.237†	120.9	3.612	mg/L	0.1460	7.223	mg/L	0.2921	4.04%
Ni 231.604†	2134.2	0.5710	mg/L	0.00547	1.142	mg/L	0.0109	0.96%
Pb 220.353†	12042.6	1.218	mg/L	0.0071	2.435	mg/L	0.0143	0.59%
Sb 206.836†	507.1	0.3791	mg/L	0.00394	0.7582	mg/L	0.00788	1.04%
Se 196.026†	1719.1	1.082	mg/L	0.0073	2.163	mg/L	0.0147	0.68%
Si 288.158†	14547.1	8.777	mg/L	0.0511	17.55	mg/L	0.102	0.58%
Sn 189.927†	4722.1	0.9314	mg/L	0.00544	1.863	mg/L	0.0109	0.58%
Sr 421.552†	388179.2	0.5594	mg/L	0.00082	1.119	mg/L	0.0016	0.15%
Ti 334.903†	76806.4	3.152	mg/L	0.0038	6.305	mg/L	0.0075	0.12%
Tl 190.801†	2386.2	1.871	mg/L	0.0077	3.743	mg/L	0.0154	0.41%
V 292.402†	351166.4	1.229	mg/L	0.0024	2.457	mg/L	0.0048	0.20%
Zn 206.200†	6978.9	2.568	mg/L	0.0179	5.137	mg/L	0.0358	0.70%

Sequence No.: 33
Sample ID: CV7
Analyst: JLB
Initial Sample Wt:
Dilution: 1X

Autosampler Location: 7
Date Collected: 8/1/2005 6:48:03 PM
Data Type: Original
Initial Sample Vol:
Sample Prep Vol:

Nebulizer Parameters: CV

Analyte	Back Pressure	Flow
All	177.0 kPa	0.50 L/min

Mean Data: CV

Analyte	Mean Corrected Intensity	Calib Conc.	Calib Units	Calib Std.Dev.	Sample Conc.	Sample Units	Sample Std.Dev.	RSD
ScA 357.253	1451549.1	96.84	%	0.307				0.32%
ScR 361.383	129359.0	97.52	%	0.208				0.21%
Ag 328.068†	333030.4	1.003	mg/L	0.0010	1.003	mg/L	0.0010	0.10%
Al 308.215†	3210.0	1.966	mg/L	0.0109	1.966	mg/L	0.0109	0.55%
As 188.979†	2255.2	2.010	mg/L	0.0099	2.010	mg/L	0.0099	0.49%
B 249.677†	5456.3	0.9669	mg/L	0.00307	0.9669	mg/L	0.00307	0.32%
Ba 233.527†	5514.6	0.9828	mg/L	0.00335	0.9828	mg/L	0.00335	0.34%
Be 313.042†	764041.2	0.9706	mg/L	0.00124	0.9706	mg/L	0.00124	0.13%
Ca 317.933†	41629.5	2.019	mg/L	0.0005	2.019	mg/L	0.0005	0.02%
Cd 228.802†	41411.9	1.042	mg/L	0.0007	1.042	mg/L	0.0007	0.07%
Co 228.616†	40758.8	0.9954	mg/L	0.00303	0.9954	mg/L	0.00303	0.30%
Cr 267.716†	9274.3	0.9718	mg/L	0.00379	0.9718	mg/L	0.00379	0.39%
Cu 324.752†	280715.8	1.049	mg/L	0.0005	1.049	mg/L	0.0005	0.05%
Fe 273.955†	2413.7	2.042	mg/L	0.0145	2.042	mg/L	0.0145	0.71%
K 766.490†	25500.3	20.44	mg/L	0.119	20.44	mg/L	0.119	0.58%
Mg 279.077†	3249.0	1.996	mg/L	0.0083	1.996	mg/L	0.0083	0.41%
Mn 257.610†	38809.6	0.9787	mg/L	0.00215	0.9787	mg/L	0.00215	0.22%
Mo 202.031†	12952.5	0.9650	mg/L	0.00486	0.9650	mg/L	0.00486	0.50%
Na 589.592†	336645.2	50.08	mg/L	0.127	50.08	mg/L	0.127	0.25%
Na 330.237†	1618.8	49.76	mg/L	0.142	49.76	mg/L	0.142	0.29%
Ni 231.604†	3679.0	0.9851	mg/L	0.00609	0.9851	mg/L	0.00609	0.62%
Pb 220.353†	19356.1	1.932	mg/L	0.0099	1.932	mg/L	0.0099	0.51%
Sb 206.836†	2782.4	2.059	mg/L	0.0052	2.059	mg/L	0.0052	0.25%
Se 196.026†	3184.4	1.977	mg/L	0.0048	1.977	mg/L	0.0048	0.24%
Si 288.158†	3437.5	2.076	mg/L	0.0095	2.076	mg/L	0.0095	0.46%
Sn 189.927†	4636.2	0.9136	mg/L	0.00354	0.9136	mg/L	0.00354	0.39%
Sr 421.552†	697055.4	1.004	mg/L	0.0020	1.004	mg/L	0.0020	0.19%
Ti 334.903†	23570.8	0.9662	mg/L	0.00274	0.9662	mg/L	0.00274	0.28%
Tl 190.801†	2526.6	1.971	mg/L	0.0045	1.971	mg/L	0.0045	0.23%
V 292.402†	290218.5	1.019	mg/L	0.0013	1.019	mg/L	0.0013	0.13%
Zn 206.200†	2702.2	0.9943	mg/L	0.00609	0.9943	mg/L	0.00609	0.61%

Sequence No.: 34
Sample ID: CB 7
Analyst: JLB
Initial Sample Wt:
Dilution: 1X

Autosampler Location: 1
Date Collected: 8/1/2005 6:54:15 PM
Data Type: Original
Initial Sample Vol:
Sample Prep Vol:

Nebulizer Parameters: CB

Analyte	Back Pressure	Flow
All	177.0 kPa	0.50 L/min

Mean Data: CB

Analyte	Mean Corrected Intensity	Calib Conc.	Calib Units	Calib Std.Dev.	Sample Conc.	Sample Units	Sample Std.Dev.	RSD
ScA 357.253	1465742.3	97.79	%	0.465				0.48%
ScR 361.383	126480.8	95.35	%	0.261				0.27%
Ag 328.068†	131.6	0.00040	mg/L	0.000030	0.00040	mg/L	0.000030	7.55%
Al 308.215†	10.0	0.00620	mg/L	0.006885	0.00620	mg/L	0.006885	111.08%
As 188.979†	-0.3	-0.00025	mg/L	0.000844	-0.00025	mg/L	0.000844	333.97%
B 249.677†	24.1	0.00426	mg/L	0.001053	0.00426	mg/L	0.001053	24.70%
Ba 233.527†	-4.6	-0.00082	mg/L	0.000329	-0.00082	mg/L	0.000329	40.06%
Be 313.042†	46.1	0.00006	mg/L	0.000026	0.00006	mg/L	0.000026	44.40%
Ca 317.933†	33.6	0.00163	mg/L	0.002522	0.00163	mg/L	0.002522	154.87%
Cd 228.802†	-0.4	-0.00001	mg/L	0.000050	-0.00001	mg/L	0.000050	516.38%
Co 228.616†	-9.6	-0.00024	mg/L	0.000163	-0.00024	mg/L	0.000163	68.88%
Cr 267.716†	-2.9	-0.00031	mg/L	0.000455	-0.00031	mg/L	0.000455	148.53%
Cu 324.752†	-130.3	-0.00049	mg/L	0.000028	-0.00049	mg/L	0.000028	5.64%
Fe 273.955†	7.2	0.00611	mg/L	0.001600	0.00611	mg/L	0.001600	26.20%
K 766.490†	110.8	0.08880	mg/L	0.055343	0.08880	mg/L	0.055343	62.32%
Mg 279.077†	10.4	0.00636	mg/L	0.002168	0.00636	mg/L	0.002168	34.07%
Mn 257.610†	7.1	0.00018	mg/L	0.000234	0.00018	mg/L	0.000234	130.62%
Mo 202.031†	13.1	0.00097	mg/L	0.000248	0.00097	mg/L	0.000248	25.49%
Na 589.592†	414.3	0.06164	mg/L	0.003395	0.06164	mg/L	0.003395	5.51%
Na 330.237†	23.1	0.7110	mg/L	0.64504	0.7110	mg/L	0.64504	90.72%
Ni 231.604†	1.6	0.00042	mg/L	0.000501	0.00042	mg/L	0.000501	118.06%
Pb 220.353†	6.4	0.00064	mg/L	0.000116	0.00064	mg/L	0.000116	18.12%
Sb 206.836†	-1.3	-0.00093	mg/L	0.001515	-0.00093	mg/L	0.001515	162.37%
Se 196.026†	5.1	0.00318	mg/L	0.001574	0.00318	mg/L	0.001574	49.47%
Si 288.158†	24.8	0.01496	mg/L	0.005622	0.01496	mg/L	0.005622	37.59%
Sn 189.927†	12.6	0.00247	mg/L	0.000376	0.00247	mg/L	0.000376	15.23%
Sr 421.552†	2.1	0.00000	mg/L	0.000096	0.00000	mg/L	0.000096	>999.9%
Ti 334.903†	37.2	0.00153	mg/L	0.000627	0.00153	mg/L	0.000627	41.02%
Tl 190.801†	1.7	0.00132	mg/L	0.002098	0.00132	mg/L	0.002098	159.16%
V 292.402†	32.6	0.00011	mg/L	0.000055	0.00011	mg/L	0.000055	49.40%
Zn 206.200†	3.1	0.00113	mg/L	0.000288	0.00113	mg/L	0.000288	25.56%

Mercury Analysis Log

Analyst: DM

Instrument: CETAC

Date: 7-29-05

Page: 1 of 5

ARI Sample ID	Prep Code	Dilution	QC Data (ppb)	Comments
~~STD 0.0~~	~~Sme~~	1X		
" 0.1				
" 0.5				
" 1.0				
" 2.0				H: %R X
" 5.0				BJK 8/9/05 Low %R X
" 10.0				
STD 0.0				
" 0.1				
" 0.5				
" 1.0				
" 2.0				
" 5.0				
" 10.0				H: RSD
				✓
ICV			8.25	Begin CLP %R=103 H: RSD ✓
ICB			-0.05	✓
CCV1			3.78	%R=95 ✓
CCB1			-0.02	✓
CRA			0.09	✓
IH28 MB1			-0.00	✓
" REF1		2X	4.69	4.67 mg/kg ✓
" A		1X	0.06	
" ADUP			0.10	No RPD: Undetected ✓
" ASPK			1.16	%R=116 ✓
" B				
" C				
" D				
" E				
CCV2			3.48	%R=87 ✓
CCB2			-0.02	✓

Chemical/Reagent ID:

10% $SnCl_2$: MP787

14% $NH_2OH/NaCl$: MP766

Standard ID:

Standard: 2182-11

ICV/CCV: 38-2

Mercury Analysis Log

Analyst: DM

Instrument: CETAC

Date: 7-29-05

Page: 2 of 5

ARI Sample ID	Prep Code	Dilution	QC Data (ppb)	Comments
IH28 F	5mn	1X		
" G				
" H				
" I				
" J				
" K				
" L				
" M				
" N				
IH29 MBI			-0.00	✓
CCV3			4.27	%R=107 ✓
CCB3			-0.02	✓
IH29 REFI		2X	3.99	3.84 mg/kg Low X
" A		1X	0.05	
" AOUP			0.08	No RPD: Undetected ✓
" ASPK			0.97	%R=97 ✓
" B				
" C				
" D				
" E				
" F				
" G				
CCV4			3.96	%R=99 Hi RSD ✓
CCB4			-0.01	✓
IH29 H				
" I				
" J				
II39 MBI			0.00	✓
" REFI		2X	3.95	3.95 mg/kg Low X
" B		1X		

Chemical/Reagent ID:

10% $SnCl_2$: MP787

14% NH_2OH/NaCl: MP766

Standard ID:

Standard: 2182-11

ICV/CCV: 38-2

000468

Mercury Analysis Log

Analyst: DM
Instrument: CETAC

Date: 7-29-05
Page: 3 of 5

ARI Sample ID	Prep Code	Dilution	QC Data (ppb)	Comments
II39 D	Sma	1X	0.21	
" DDUP			0.18	✓
" DSPK			1.06	%R=85 ✓
" F				
CCV5			3.26	%R=182 82 ✓
CCB5			-0.01	DM 7-29-05 ✓
II01 MB1			0.00	✓
" REF1		2X	3.82	3.80 mg/kg Low X
" A		1X	0.03	
" ADUP			0.06	No RPD: Undetected ✓
" ASPK			0.86	%R=86 ✓
" B				
" C				
" D				Not Analyzed DM 8-1-05
" E				Not Analyzed
" F				
" G				
" H				
CCV6			3.27	%R=82 ✓
CCB6			-0.01	✓
II01 I				
" L				
IH97 MB1			-0.00	✓
" REF1		2X	4.92	4.90 mg/kg ✓
" A		1X	0.31	
" ADUP			0.43	RPD = 32.4 High X
" ASPK			1.36	%R=105 ✓
" B				
CCV7			3.51	%R=88 ✓
CCB7			-0.02	END CLP ✓

Chemical/Reagent ID:
10% $SnCl_2$: MP787

14% NH_2OH/NaCl: MP766

Standard ID:
Standard: 2182-11

ICV/CCV: 58-2

000469

ANALYTICAL RESOURCES INCORPORATED

Metals Data Review Checklist

Method: ICP ICP-MS GFA (CVA) **Analysis Date:** 7-29-05

	Analyst 7-29 DM	Peer MK 8-1	Comment
Logbook:			
Analyst, Date, Method info	√	✓	
Sample ID's	√	✓	
Standard/QC solution ID's recorded	√	✓	
Prep codes	√	✓	
Dilution factors	√	✓	
Crossouts/Corrections/Deletions	√	✓	
Calibration:			
Blank & Standard intensities	√	✓	
Standard deviations	√	✓	
Curve fit	√	✓	
Calibration Verification:			
ICV/CCV	√	✓	
ICB/CCB	√	✓	
Samples:			
RSD's & SD's	√	✓	See Run Log
Internal Standards	—	—	
Carry-over	—	—	
Method QC:			
CRI/CRA	√	✓	
ICSA/ICSAB	—	—	
Post Spikes/Serial Dilutions	—	—	
Analytic Spikes	—	—	
Matrix QC:			
SRM/LCS	√	✓	See Run Log
Matrix Spikes	√	✓	
Matrix Duplicates	√	✓	See Run Log
Method Blanks	√	✓	
Data Distribution:			
Requested elements/isotope identified	√	✓	
Correct samples identified for distribution	√	✓	
Raw data match distributed data	√	✓	
Data filename correct	√	✓	
Necessary Analysts Notes and CAF's	√	✓	

Std Tube 6

26,056 uAbs 7-29-05 DM

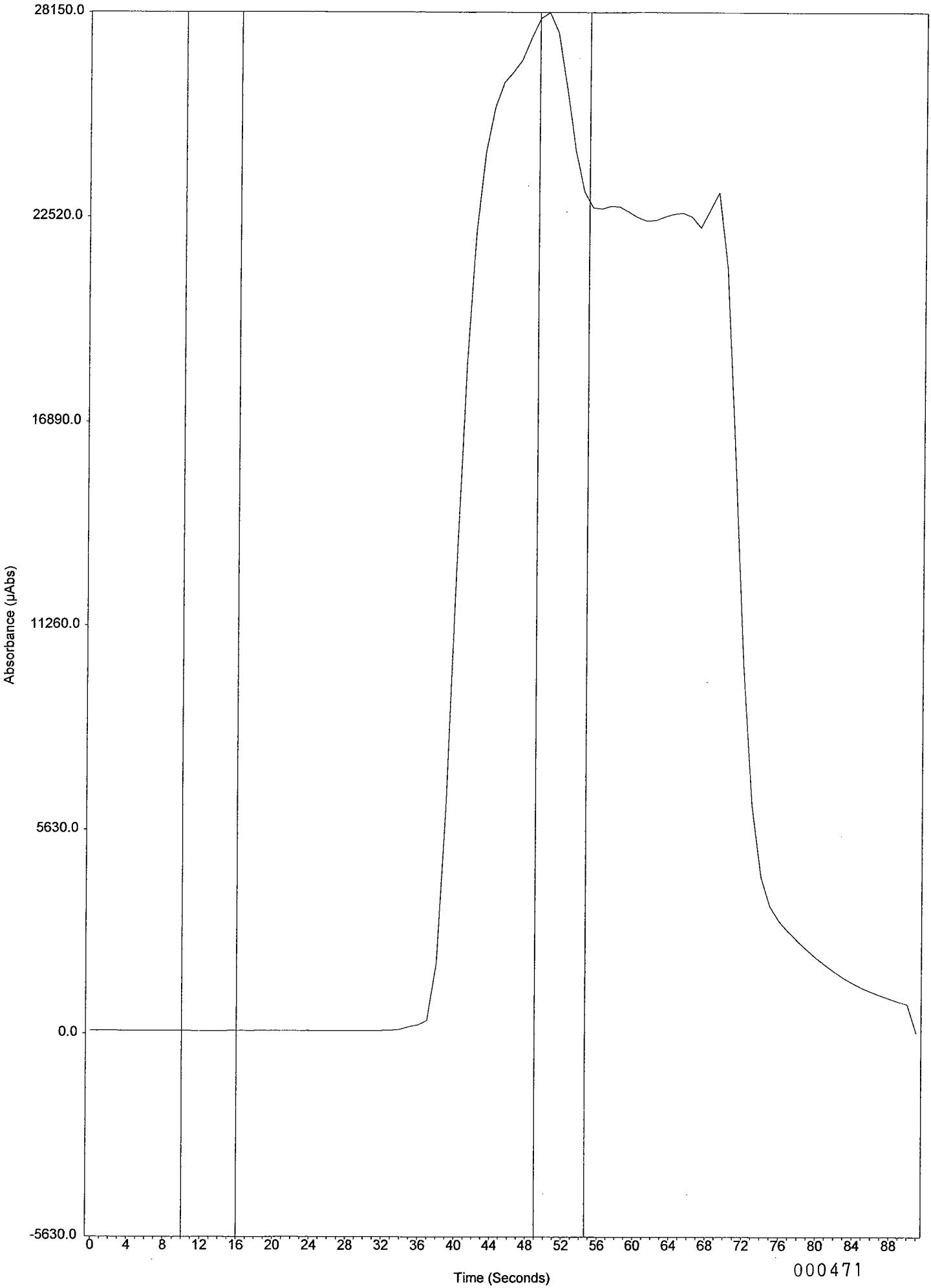

Analyst
Date Started Friday, July 29, 2005, 14:49:55
Worksheet ARI 10ppb CALIB
Comment

Sample ID	Analysis Time	Conc (PPB)	%RSD	Avg. µAbs	Dilution	Flags
QC Blank	29-Jul-2005, 14:49	-0.02	3.84	-52.60	1.00	

Sample ID	Analysis Time	Conc (PPB)	%RSD	Avg. µAbs	Dilution	Flags
CRA	29-Jul-2005, 14:51	0.09	2.13	216.00	1.00	
IH28 MB1 SMM	29-Jul-2005, 14:53	-0.00	8.88	-12.10	1.00	
IH28 REF1 SMM	29-Jul-2005, 14:54	4.69	0.61	11300.00	2.00	
IH28 A SMM	29-Jul-2005, 14:56	0.06	1.96	148.00	1.00	
IH28 ADUP SMM	29-Jul-2005, 14:57	0.10	1.09	238.00	1.00	
IH28 ASPK SMM	29-Jul-2005, 14:59	1.16	0.05	2790.00	1.00	
IH28 B SMM	29-Jul-2005, 15:01	0.06	2.73	146.00	1.00	
IH28 C SMM	29-Jul-2005, 15:02	0.04	4.63	102.00	1.00	
IH28 D SMM	29-Jul-2005, 15:04	0.07	1.51	169.00	1.00	
IH28 E SMM	29-Jul-2005, 15:06	0.04	1.68	102.00	1.00	

Sample ID	Analysis Time	Conc (PPB)	%RSD	Avg. µAbs	Dilution	Flags
QC Standard	29-Jul-2005, 15:07	3.48	0.53	8410.00	1.00	

Sample ID	Analysis Time	Conc (PPB)	%RSD	Avg. µAbs	Dilution	Flags
QC Blank	29-Jul-2005, 15:09	-0.02	8.89	-52.20	1.00	

Sample ID	Analysis Time	Conc (PPB)	%RSD	Avg. µAbs	Dilution	Flags
IH28 F SMM	29-Jul-2005, 15:11	0.03	1.75	84.40	1.00	
IH28 G SMM	29-Jul-2005, 15:12	0.19	0.55	459.00	1.00	
IH28 H SMM	29-Jul-2005, 15:14	0.05	0.95	127.00	1.00	
IH28 I SMM	29-Jul-2005, 15:15	0.05	0.96	111.00	1.00	
IH28 J SMM	29-Jul-2005, 15:17	0.05	1.97	115.00	1.00	
IH28 K SMM	29-Jul-2005, 15:19	0.04	2.62	84.70	1.00	
IH28 L SMM	29-Jul-2005, 15:20	0.04	2.07	91.30	1.00	
IH28 M SMM	29-Jul-2005, 15:22	0.07	1.15	168.00	1.00	
IH28 N SMM	29-Jul-2005, 15:23	0.07	0.70	177.00	1.00	
IH29 MB1 SMM	29-Jul-2005, 15:25	-0.00	12.90	-11.60	1.00	

Sample ID	Analysis Time	Conc (PPB)	%RSD	Avg. µAbs	Dilution	Flags
QC Standard	29-Jul-2005, 15:27	4.27	2.26	10300.00	1.00	

Sample ID	Analysis Time	Conc (PPB)	%RSD	Avg. µAbs	Dilution	Flags
QC Blank	29-Jul-2005, 15:28	-0.02	6.81	-51.20	1.00	

Sample ID	Analysis Time	Conc (PPB)	%RSD	Avg. µAbs	Dilution	Flags
IH29 REF1 SMM	29-Jul-2005, 15:30	3.99	1.79	9650.00	2.00	- Low
IH29 A SMM	29-Jul-2005, 15:32	0.05	0.94	128.00	1.00	
IH29 ADUP SMM	29-Jul-2005, 15:33	0.08	0.94	185.00	1.00	
IH29 ASPK SMM	29-Jul-2005, 15:35	0.97	0.73	2350.00	1.00	
IH29 B SMM	29-Jul-2005, 15:37	0.03	3.52	77.00	1.00	
IH29 C SMM	29-Jul-2005, 15:38	0.08	2.63	197.00	1.00	
IH29 D SMM	29-Jul-2005, 15:40	0.27	1.23	663.00	1.00	
IH29 E SMM	29-Jul-2005, 15:41	0.08	0.79	197.00	1.00	
IH29 F SMM	29-Jul-2005, 15:43	0.07	3.77	177.00	1.00	
IH29 G SMM	29-Jul-2005, 15:45	0.07	1.46	170.00	1.00	

Sample ID	Analysis Time	Conc (PPB)	%RSD	Avg. µAbs	Dilution	Flags
QC Standard	29-Jul-2005, 15:46	3.96	5.97	9580.00	1.00	Q

Sample ID	Analysis Time	Conc (PPB)	%RSD	Avg. µAbs	Dilution	Flags
QC Blank	29-Jul-2005, 15:48	-0.01	11.50	-26.70	1.00	

Sample ID	Analysis Time	Conc (PPB)	%RSD	Avg. µAbs	Dilution	Flags
IH29 H SMM	29-Jul-2005, 15:50	0.04	2.78	89.40	1.00	
IH29 I SMM	29-Jul-2005, 15:51	0.05	2.86	120.00	1.00	
IH29 J SMM	29-Jul-2005, 15:53	0.06	1.26	147.00	1.00	
II39 MB1 SMM	29-Jul-2005, 15:55	0.00	116.00	2.03	1.00	
II39 REF1 SMM	29-Jul-2005, 15:56	3.95	1.69	9540.00	2.00	- Low
II39 B SMM	29-Jul-2005, 15:58	0.07	3.28	174.00	1.00	
II39 D SMM	29-Jul-2005, 15:59	0.21	8.54	502.00	1.00	
II39 DDUP SMM	29-Jul-2005, 16:01	0.18	0.86	438.00	1.00	
II39 DSPK SMM	29-Jul-2005, 16:03	1.06	1.80	2560.00	1.00	
II39 F SMM	29-Jul-2005, 16:04	0.13	3.61	325.00	1.00	

CETAC Hg Analysis Report - 05072902.DB - Friday, July 29, 2005, 6:12:11 PM

Analyst
Date Started Friday, July 29, 2005, 14:16:09
Worksheet ARI 10ppb CALIB
Comment

Sample ID	Analysis Time	Conc (PPB)	%RSD	Avg. µAbs	Dilution	Flags
Calibration Zero	29-Jul-2005, 14:16	0.00	49.60	-5.55	1.00	
Standard #1	29-Jul-2005, 14:17	0.10	0.77	283.00	1.00	
Standard #2	29-Jul-2005, 14:19	0.50	0.98	1050.00	1.00	
Standard #3	29-Jul-2005, 14:20	1.00	3.94	2560.00	1.00	
Standard #4	29-Jul-2005, 14:22	2.00	1.24	3850.00	1.00	
Standard #5	29-Jul-2005, 14:24	5.00	1.55	8980.00	1.00	
Standard #6	29-Jul-2005, 14:25	10.00	4.19	23600.00	1.00	

Calibration Data

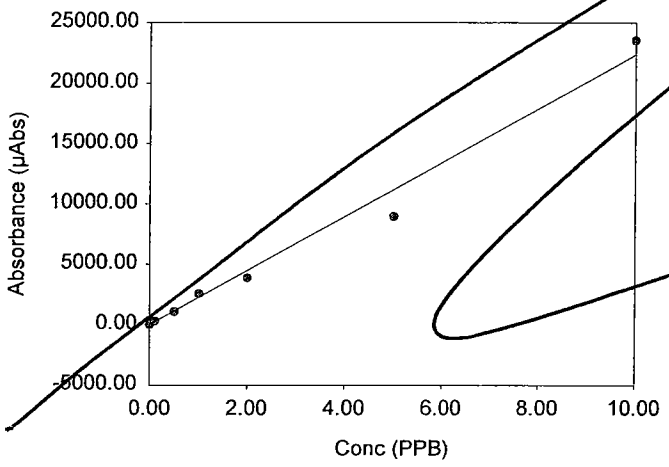

Int.	0.000
Slope	2238.240
Correlation	0.99196

8/9/05

Sample ID	Analysis Time	Conc (PPB)	%RSD	Avg. µAbs	Dilution	Flags
Calibration Zero	29-Jul-2005, 14:31	0.00	23.50	-6.08	1.00	
Standard #1	29-Jul-2005, 14:33	0.10	0.45	191.00	1.00	
Standard #2	29-Jul-2005, 14:34	0.50	0.32	1060.00	1.00	
Standard #3	29-Jul-2005, 14:36	1.00	0.43	2550.00	1.00	
Standard #4	29-Jul-2005, 14:38	2.00	1.25	4220.00	1.00	
Standard #5	29-Jul-2005, 14:39	5.00	5.13	11600.00	1.00	Q
Standard #6	29-Jul-2005, 14:41	10.00	2.53	24500.00	1.00	

Calibration Data

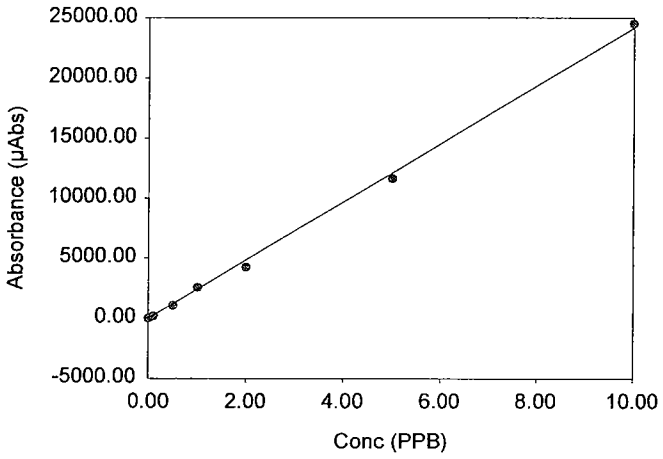

Int.	0.000
Slope	2418.423
Correlation	0.99923

Sample ID	Analysis Time	Conc (PPB)	%RSD	Avg. µAbs	Dilution	Flags
ICV	29-Jul-2005, 14:45	8.25	10.60	20000.00	1.00	Q
ICB	29-Jul-2005, 14:46	-0.05	1.78	-131.00	1.00	

Begin CCP

Sample ID	Analysis Time	Conc (PPB)	%RSD	Avg. µAbs	Dilution	Flags
QC Standard	29-Jul-2005, 14:48	3.78	0.42	9140.00	1.00	

CETAC Hg Analysis Report - 05072902.DB - Friday, July 29, 2005, 6:12:15 PM

Analyst
Date Started Friday, July 29, 2005, 16:06:24
Worksheet ARI 10ppb CALIB
Comment

Sample ID	Analysis Time	Conc (PPB)	%RSD	Avg. µAbs	Dilution	Flags
QC Standard	29-Jul-2005, 16:06	3.26	1.72	7890.00	1.00	

Sample ID	Analysis Time	Conc (PPB)	%RSD	Avg. µAbs	Dilution	Flags
QC Blank	29-Jul-2005, 16:08	-0.01	7.23	-29.00	1.00	

Sample ID	Analysis Time	Conc (PPB)	%RSD	Avg. µAbs	Dilution	Flags
II01 MB1 SMM	29-Jul-2005, 16:10	0.00	213.00	0.65	1.00	
II01 REF1 SMM	29-Jul-2005, 16:11	3.82	1.70	9240.00	2.00	- Low
II01 A SMM	29-Jul-2005, 16:13	0.03	4.07	68.40	1.00	
II01 ADUP SMM	29-Jul-2005, 16:14	0.06	2.81	138.00	1.00	
II01 ASPK SMM	29-Jul-2005, 16:16	0.86	1.54	2090.00	1.00	
II01 B SMM	29-Jul-2005, 16:18	0.20	1.46	487.00	1.00	
II01 C SMM	29-Jul-2005, 16:19	0.04	3.23	106.00	1.00	
II01 F SMM	29-Jul-2005, 16:21	0.03	3.02	77.10	1.00	
II01 G SMM	29-Jul-2005, 16:22	0.17	1.08	401.00	1.00	
II01 H SMM	29-Jul-2005, 16:24	0.23	0.77	556.00	1.00	

Sample ID	Analysis Time	Conc (PPB)	%RSD	Avg. µAbs	Dilution	Flags
QC Standard	29-Jul-2005, 16:26	3.27	1.76	7910.00	1.00	

Sample ID	Analysis Time	Conc (PPB)	%RSD	Avg. µAbs	Dilution	Flags
QC Blank	29-Jul-2005, 16:27	-0.01	4.62	-24.50	1.00	

Sample ID	Analysis Time	Conc (PPB)	%RSD	Avg. µAbs	Dilution	Flags
II01 I SMM	29-Jul-2005, 16:29	0.16	9.98	376.00	1.00	
II01 L SMM	29-Jul-2005, 16:31	0.06	4.85	144.00	1.00	
IH97 MB1 SMM	29-Jul-2005, 16:32	-0.00	319.00	-0.50	1.00	
IH97 REF1 SMM	29-Jul-2005, 16:34	4.92	0.75	11900.00	2.00	
IH97 A SMM	29-Jul-2005, 16:36	0.31	0.69	758.00	1.00	
IH97 ADUP SMM	29-Jul-2005, 16:37	0.43	1.83	1030.00	1.00	- H: RPD
IH97 ASPK SMM	29-Jul-2005, 16:39	1.36	0.82	3280.00	1.00	
IH97 B SMM	29-Jul-2005, 16:40	0.05	2.53	114.00	1.00	

Sample ID	Analysis Time	Conc (PPB)	%RSD	Avg. µAbs	Dilution	Flags
QC Standard	29-Jul-2005, 16:42	3.51	3.35	8500.00	1.00	

Sample ID	Analysis Time	Conc (PPB)	%RSD	Avg. µAbs	Dilution	Flags
QC Blank	29-Jul-2005, 16:44	-0.02	8.26	-36.80	1.00	END CLP

Sample ID	Analysis Time	Conc (PPB)	%RSD	Avg. µAbs	Dilution	Flags
IH62 MB SMM	29-Jul-2005, 16:45	-0.00	40.40	-4.50	1.00	
IH62 MBSPK SMM	29-Jul-2005, 16:47	1.61	1.74	3890.00	1.00	
IH62 A SMM	29-Jul-2005, 16:49	0.02	3.86	47.10	1.00	
IH73 MB SMM	29-Jul-2005, 16:50	0.00	42.70	4.46	1.00	
IH73 MBSPK SMM	29-Jul-2005, 16:52	2.03	0.60	4910.00	1.00	
IH73 A SMM	29-Jul-2005, 16:53	0.13	0.43	324.00	1.00	
IH73 B SMM	29-Jul-2005, 16:55	0.03	10.20	68.80	1.00	
IH93 MB SMM	29-Jul-2005, 16:57	-0.00	277.00	-0.73	1.00	
IH93 MBSPK SMM	29-Jul-2005, 16:58	1.64	1.91	3960.00	1.00	
IH93 A SMM	29-Jul-2005, 17:00	0.10	2.47	244.00	1.00	

Sample ID	Analysis Time	Conc (PPB)	%RSD	Avg. µAbs	Dilution	Flags
QC Standard	29-Jul-2005, 17:02	4.05	6.61	9800.00	1.00	Q

Sample ID	Analysis Time	Conc (PPB)	%RSD	Avg. µAbs	Dilution	Flags
QC Blank	29-Jul-2005, 17:03	-0.02	10.10	-39.70	1.00	

Sample ID	Analysis Time	Conc (PPB)	%RSD	Avg. µAbs	Dilution	Flags
IH93 B SMM	29-Jul-2005, 17:05	0.06	0.30	144.00	1.00	
IH23 MB SMM	29-Jul-2005, 17:06	-0.00	34.80	-3.61	1.00	
IH23 REF SMM	29-Jul-2005, 17:08	4.50	0.66	10900.00	2.00	
IH23 A SMM	29-Jul-2005, 17:10	0.03	3.92	67.20	1.00	
IH23 ADUP SMM	29-Jul-2005, 17:11	0.05	1.43	127.00	1.00	
IH23 ASPK SMM	29-Jul-2005, 17:13	1.07	0.67	2580.00	1.00	
IH23 B SMM	29-Jul-2005, 17:15	0.12	0.13	279.00	1.00	
IH23 C SMM	29-Jul-2005, 17:16	0.07	3.55	160.00	1.00	
IH23 D SMM	29-Jul-2005, 17:18	0.12	3.33	294.00	1.00	

8/9/05

CETAC Hg Analysis Report - 05072902.DB - Friday, July 29, 2005, 6:12:17 PM

Analyst	
Date Created:	Thursday, July 13, 2000
Worksheet	ARI 10ppb CALIB
Comment	
Sip Duration (Sec.):	30
Rinse Duration (Sec.):	60
Read Delay:	49
Integration Time/Replicate:	1.40
# of Replicates:	4
# of Repeats:	1
Baseline Correction Enabled:	True
Baseline Point 1 Start Time:	10
Baseline Point 1 End Time:	16
2-Point Baseline Corr. Enabled:	False
Baseline Point 2 Start Time:	
Baseline Point 2 End Time:	
Gas Flow (ml/min):	180
Calibration Algorithm:	Linear, Zero Intercept
Recalibration Frequency:	0
Reslope Frequency:	0
Reslope Standard:	5
Calibration Standard #1 Conc.:	0.10 PPB
Calibration Standard #2 Conc.:	0.50 PPB
Calibration Standard #3 Conc.:	1.00 PPB
Calibration Standard #4 Conc.:	2.00 PPB
Calibration Standard #5 Conc.:	5.00 PPB
Calibration Standard #6 Conc.:	10.00 PPB
QC Enabled:	True
QC-RSD Enabled:	True
Limit Condition & Error Action:	If %RSD > 5.0%, if µAbs. > 1500, Flag and Continue
QC-Std Enabled:	True
Limit Condition & Error Action:	If outside 80% .. 120%,Stop
QC-Blank Enabled:	True
Limit Condition & Error Action:	If outside -100 .. 100,Stop

Mercury Standard Prep Log

Prep Code: Twm Digested 20.0mL Instrument: CETAC

Analyst: DM Date: 7-27-05

Bath Temp: 95°C Start Time: 1250 End Time: 1450

Standard ID	Stock ID	Volume Added (mL)	Final Volume (mL)	Standard Conc. (µg/L)	Number Made
STD0	—	0.00	100.0	0.0	1
STD1	2182-11	0.01		0.1	1
STD2		0.05		0.5	1
STD3		0.10		1.0	1
STD4		0.20		2.0	1
STD5		0.50		5.0	1
STD6		1.00		10.0	1
CRA	↓	0.01		0.1	1
ICB/CCB	—	0.00		0.0	1
ICV/LCS	38-2	0.16	↓	8.0	1
CCV	↓	0.08	100.0	4.0	

Chemical/Reagent ID:

HNO_3: I0918 H_2SO_4: I2248 HCl: —

5% $K_2S_2O_8$: MP758 5% $KMnO_4$: MP780

Prep Code: Smm Instrument: CETAC

Analyst: DM Date: 7-27-05

Bath Temp: 95°C Start Time: 1305 End Time: 1335

Standard ID	Stock ID	Volume Added (mL)	Final Volume (mL)	Standard Conc. (µg/L)	Number Made
STD0	—	0.00	100.0	0.0	2
STD1	2182-11	0.01		0.1	2
STD2		0.05		0.5	2
STD3		0.10		1.0	2
STD4		0.20		2.0	2
STD5		0.50		5.0	2
STD6		1.00		10.0	2
CRA	↓	0.01		0.1	1
ICB/CCB	—	0.00		0.0	2
ICV/LCS	38-2	0.16	↓	8.0	2
CCV	↓	0.08	100.0	4.0	2

Chemical/Reagent ID:

HNO_3: I0918 H_2SO_4: I2248 HCl: — ~~001196~~ (18)

5% $K_2S_2O_8$: MP758 5% $KMnO_4$: MP780

000476

Mercury Digestion Log

Prep Code: Smm **Matrix:** Soil

Analyst: LM **Date:** 7-26-05

Bath Temp: 95°C **Start Time:** 1515 **End Time:** 1545

ARI Sample ID	Sample Bottle #	BOD Bottle #	pH<2	Initial Weight (g) ~~Volume (mL)~~	Final Volume (mL)	# $KMnO_4$ Aliquots	CL P	Comments
~~IH62~~ A	1	G1		0.213	100.0	1 7-31	N	
MB	—	L13		—	↓	↓	↓	
MBSPK	—	A23		—				
IH73 A	1	S3		0.207		7-31		
B	1	L18	LM 7-26	0.296				
MB	—	Y5		—				
MBSPK	—	V3		—				
IH93 A	1	D2		0.285		8-1		8/3/05
B	1	F2		0.218				
MB	—	T6		—				
MBSPK	—	F3		—			↓	
IH97 A	1	D3		0.206		8-2	Y	
ADUP	1	X4	LM 7-26	0.209				
ASPK	1	J4		0.209				
B	1	F6		0.234				
MB1	—	F11		—				
REF1	D044	D20		0.201	↓	↓	↓	
			LM 7-26					

Chemical/Reagent ID:

HNO_3: I091B **H_2SO_4:** I2248 **HCl:** —

5% $K_2S_2O_8$: MP758 **5% $KMnO_4$:** MP780

000477

Metals Analysis
Prep Logs

prepared
for

ANCHOR ENVIRONMENTAL

KC FORMER SCOTT MILL , 00010501/T2

ARI JOB NO. IH97

prepared
by

Analytical Resources, Inc.

SPIKING LOG

Analyst: Lm **Final Volume:** 50 mL **Sample ID:** I H97 ASPK

Date: 7.26.05 **Final Volume (Hg):** 100 mL

All concentrations in mg/L

All corrections made by analyst unless otherwise noted.

Prepcode:		SWE		
Spike Solution		ICP Routine	ICP Minus GFA	GFA
Standard No.		2170-1		
Vol Added (mL)		1.0		
	Element			
STOCK CONCENTRATION	Ag	50 ✓		2.0
	Al	200	200	
	As	200 ✓		10
	Ba	200	200	
	Be	50	50	
	Ca	1000	1000	
	Cd	50 ✓		2.0
	Co	50	50	
	Cr	50	50	
	Cu	50 ✓	50	
	Fe	200	200	
	K	1000	1000	
	Mg	1000	1000	
	Mn	50	50	
	Na	1000	1000	
	Ni	50 ✓	50	
	Pb	200 ✓		10
	Se	200		10
	Sr	50	50	
	Tl	200		10
	V	50	50	
	Zn	50 ✓	50	

Element	ICP-MS #1	ICP-MS #2	ICP-MS Minerals
Ag	25		
Al			500
As	25		
Ba	25		
Be	25		
Ca			500
Cd	25		
Co	25		
Cr	25		
Cu	25		
Fe			500
K			500
Mg			500
Mn	25		
Mo		25	
Na			500
Ni	25		
Pb	25		
Sb		25	
Se	80		
Th	25		
U	25		
V	25		
Zn	80		

Element	Prepcode	Analysis	Stock Conc mg/L	Stock Added mL	Std. No.
Hg	SMM	CVA	1.0	0.1	21289
Hg MBSPK		CVA	1.0		
Sb	SWC	ICP	2000	0.1	2167-1
Sb		GFA	100		
B		ICP	500		
Mo		ICP	500		
Si		ICP	10000		
Sn		ICP	500		
Ti		ICP	2000		

Additional Spikes:

Element	Prepcode.	Analysis	Stock Conc mg/L	Stock Added mL	Std. No.

000479

5033F

Rev. 13
6/24/03

Total Solids

Oven in:
Analyst: LM Date: 7-26-05 Time: 1430 Temp: 103°C

Oven out:
Analyst: LM Date: 7-27-05 Time: 1235 Temp: 102°C

ARI Sample ID		Tare Weight (g)	Tare + Sample Wet (g)	Tare + Sample Dry (g)	Comments
IH62	A	1.006	10.710	9.464	
IH73	A	1.019	5.149	4.954	
↓	B	1.030	10.192	3.559	
IH93	A	1.014	10.324	9.437	
↓	B	1.037	10.502	10.157	
IH97	A	1.042	10.554	7.611	
↓	B	1.048	10.287	6.750	
			LM		
			7-26		

Digestion Log

Analyst: Lm Date: 7-26-05

Matrix: Soil Block Temp: 92°C

ARI Sample ID	Btl #	pH<2	Prep Code: SWC Initial Wt (g) ~~Vol (mL)~~	Prep Code: SWC Final Vol (mL)	Prep Code: SW N Initial Wt (g) ~~Vol (mL)~~	Prep Code: SW N Final Vol (mL)	Comments
IH73 A	1		1.034	50.0	1.006	50.0	
B	1		1.062		1.060		
MB	–		—		—		
MBSPK	–		—		—		
IH75 A	1		0.110				
MB	–	Lm 7-26	—				
MBSPL	–		—				
IH97 A	1		1.039			Lm 7-26	
ADUP	1		1.040				
ASPK	1		1.044				
B	1		1.025				
MB1	–		—				
REF1	D044		1.003				
				Lm 7-26			

Chemical/Reagent ID:

HNO_3: MP783 / I091B HCl: I092B H_2O_2: I096B

SPIKING LOG

Analyst: LM

Final Volume: 50 mL

Sample ID: IH97R ASPK

Date: 8-02-05

Final Volume (Hg): _____ mL

All concentrations in mg/L

	Prepcode:	SWC		
	Spike Solution	ICP Routine	ICP Minus GFA	GFA
	Standard No.	2170-1		
	Vol Added (mL)	1.0		
	Element			
STOCK CONCENTRATION	Ag	50 ✓		2.0
	Al	200	200	
	As	200 ✓		10
	Ba	200	200	
	Be	50	50	
	Ca	1000	1000	
	Cd	50 ✓		2.0
	Co	50	50	
	Cr	50	50	
	Cu	50 ✓	50	
	Fe	200	200	
	K	1000	1000	
	Mg	1000	1000	
	Mn	50	50	
	Na	1000	1000	
	Ni	50 ✓	50	
	Pb	200 ✓		10
	Se	200		10
	Sr	50	50	
	Tl	200		10
	V	50	50	
	Zn	50 ✓	50	

Element	ICP-MS #1	ICP-MS #2	ICP-MS Minerals
Ag	25		
Al			500
As	25		
Ba	25		
Be	25		
Ca			500
Cd	25		
Co	25		
Cr	25		
Cu	25		
Fe			500
K			500
Mg			500
Mn	25		
Mo		25	
Na			500
Ni	25		
Pb	25		
Sb		25	
Se	80		
Th	25		
U	25		
V	25		
Zn	80		

All corrections made by analyst unless otherwise noted.

Element	Prepcode	Analysis	Stock Conc mg/L	Stock Added mL	Std. No.
Hg		CVA	1.0		
Hg MBSPK		CVA	1.0		
Sb	SWC	ICP	2000	0.1	2167-1
Sb		GFA	100		
B		ICP	500		
Mo		ICP	500		
Si		ICP	10000		
Sn		ICP	500		
Ti		ICP	2000		

Additional Spikes:

Element	Prepcode.	Analysis	Stock Conc mg/L	Stock Added mL	Std. No.

000482

5033F

Rev. 13
6/24/03

Digestion Log

Analyst: LM

Date: 8-02-05

Matrix: Sediment

Block Temp: 92°C

ARI Sample ID	Btl #	pH<2	Prep Code: SWC Initial Wt (g) ~~Vol (mL)~~	Prep Code: SWC Final Vol (mL)	Prep Code: Initial Wt (g) Vol (mL)	Prep Code: Final Vol (mL)	Comments
IH97R A	1		1.048	50.0			
ADUP	1		1.051				
ASPK	1		1.046				
MB2	—		—				
REF2	D044		1.000				
				LM 8-2			

Chemical/Reagent ID:

HNO_3: MP783 | I091B

HCl: I092B

H_2O_2: I096B

Mercury Digestion Log

Prep Code: Smm **Matrix:** Soil

Analyst: LM **Date:** 7-26-05

Bath Temp: 95°C **Start Time:** 1515 **End Time:** 1545

ARI Sample ID	Sample Bottle #	BOD Bottle #	pH<2	Initial Weight (g) ~~Volume (mL)~~	Final Volume (mL)	# $KMnO_4$ Aliquots	CL P	Comments
IH62 A	1	G1		0.213	100.0	1 7-31	N	
MB	—	L13		—	↓	↓	↓	
MBSPK	—	A23		—				
IH73 A	1	S3		0.207		7-31		
B	1	L18	LM 7-26	0.296				
MB	—	Y5		—				
MBSPK	—	√3		—				
IH93 A	1	D2		0.285		8-1		
B	1	F2		0.218				
MB	—	T6		—				
MBSPK	—	F3		—			↓	
IH97 A	1	D3		0.206		8-2	Y	
ADUP	1	X4	LM 7-26	0.209				
ASPK	1	J4		0.209				
B	1	F6		0.234				
MB1	—	F11		—				
REF1	D044	D20		0.201	↓	↓	↓	
				LM 7-26				

Chemical/Reagent ID:

HNO_3: I091B **H_2SO_4:** I2248 **HCl:** —

5% $K_2S_2O_8$: MP758 **5% $KMnO_4$:** MP780

General Chemistry Parameters
QC Summary Data

prepared
for

ANCHOR ENVIRONMENTAL

KC FORMER SCOTT MILL , 00010501/T2

ARI JOB NO. IH97

prepared
by

Analytical Resources, Inc.

METHOD BLANK RESULTS-CONVENTIONALS
IH97-Anchor Environmental

ANALYTICAL RESOURCES INCORPORATED

Matrix: Sediment
Data Release Authorized: JC
Reported: 08/01/05

Project: KC ANACORTES FORMER SCOTT MI
Event: 00010501 T2
Date Sampled: NA
Date Received: NA

Analyte	Date	Units	Blank
Total Solids	07/26/05	Percent	< 0.01 U
Total Organic Carbon	07/28/05	Percent	< 0.020 U
	07/29/05		< 0.020 U

LAB CONTROL RESULTS-CONVENTIONALS
IH97-Anchor Environmental

ANALYTICAL RESOURCES INCORPORATED

Matrix: Sediment
Data Release Authorized:
Reported: 08/01/05

Project: KC ANACORTES FORMER SCOTT MI
Event: 00010501 T2
Date Sampled: NA
Date Received: NA

Analyte	Date	Units	LCS	Spike Added	Recovery
Total Organic Carbon	07/28/05	Percent	0.533	0.500	106.6%
	07/29/05		0.543	0.500	108.6%

STANDARD REFERENCE RESULTS-CONVENTIONALS
IH97-Anchor Environmental

ANALYTICAL RESOURCES INCORPORATED

Matrix: Sediment
Data Release Authorized:
Reported: 08/01/05

Project: KC ANACORTES FORMER SCOTT MI
Event: 00010501 T2
Date Sampled: NA
Date Received: NA

Analyte/SRM ID	Date	Units	SRM	True Value	Recovery
Total Organic Carbon	07/28/05	Percent	3.36	3.35	100.3%
NIST #8704	07/29/05		3.40	3.35	101.5%

REPLICATE RESULTS-CONVENTIONALS
IH97-Anchor Environmental

ANALYTICAL RESOURCES INCORPORATED

Matrix: Sediment
Data Release Authorized: JK
Reported: 08/01/05

Project: KC ANACORTES FORMER SCOTT MI
Event: 00010501 T2
Date Sampled: 07/21/05
Date Received: 07/22/05

Analyte	Date	Units	Sample	Replicate(s)	RPD/RSD
ARI ID: IH97A Client ID: ANRISED-WP01					
Total Solids	07/26/05	Percent	69.40	70.40 71.40	1.4%
Total Organic Carbon	07/28/05	Percent	5.13	5.55 4.68	8.5%

MS/MSD RESULTS-CONVENTIONALS
IH97-Anchor Environmental

ANALYTICAL RESOURCES INCORPORATED

Matrix: Sediment
Data Release Authorized:
Reported: 08/01/05

Project: KC ANACORTES FORMER SCOTT MI
Event: 00010501 T2
Date Sampled: 07/21/05
Date Received: 07/22/05

Analyte	Date	Units	Sample	Spike	Spike Added	Recovery
ARI ID: IH97A Client ID: ANRISED-WP01						
Total Organic Carbon	07/28/05	Percent	5.13	10.5	5.39	99.7%

General Chemistry Analysis
Sample Data

prepared
for

ANCHOR ENVIRONMENTAL

KC FORMER SCOTT MILL , 00010501/T2

ARI JOB NO. IH97

prepared
by

Analytical Resources, Inc.

SAMPLE RESULTS-CONVENTIONALS
IH97-Anchor Environmental

ANALYTICAL RESOURCES INCORPORATED

Matrix: Sediment
Data Release Authorized:
Reported: 08/01/05

Project: KC ANACORTES FORMER SCOTT MI
Event: 00010501 T2
Date Sampled: 07/21/05
Date Received: 07/22/05

Client ID: ANRISED-WP01
ARI ID: 05-12285 IH97A

Analyte	Date	Method	Units	RL	Sample
Total Solids	07/26/05 072605#1	EPA 160.3	Percent	0.01	69.40
Total Organic Carbon	07/28/05 072805#1	Plumb,1981	Percent	0.020	5.13

RL Analytical reporting limit
U Undetected at reported detection limit

SAMPLE RESULTS-CONVENTIONALS
IH97-Anchor Environmental

ANALYTICAL RESOURCES INCORPORATED

Matrix: Sediment
Data Release Authorized:
Reported: 08/01/05

Project: KC ANACORTES FORMER SCOTT MI
Event: 00010501 T2
Date Sampled: 07/21/05
Date Received: 07/22/05

Client ID: ANRISED-WP02
ARI ID: 05-12286 IH97B

Analyte	Date	Method	Units	RL	Sample
Total Solids	07/26/05 072605#1	EPA 160.3	Percent	0.01	60.70
Total Organic Carbon	07/29/05 072905#1	Plumb,1981	Percent	0.020	4.20

RL Analytical reporting limit
U Undetected at reported detection limit

General Chemistry Analysis
Instrument Raw Data

prepared
for

ANCHOR ENVIRONMENTAL

KC FORMER SCOTT MILL , 00010501/T2

ARI JOB NO. IH97

prepared
by

Analytical Resources, Inc.

TOTAL SOLIDS/VOLATILE SOLIDS (TS / TVS) BENCHSHEET

SOLIDS *(dry at 104 (12-24 hr) then combust at 550 (30 min))*

DATE: 7/26/2005

ANALYST: BA

000495

Batch drying time			*TS (%) calculated as:*						*TVS (mg/kg dry wt) calculated as:*					
record times as mm/dd/yy hh:mm			*Final dry wt (g) = (Dry Wt - Tare Wt)*						*Final ash wt (g) = (min ash wt - tare wt)*					
7/26/2005 15:10 time in oven			*TS = (Final Dry Wt)/ (grams Sample-Tare)*						*TVS (mg/kg) = [(Dry wt-Ash wt)/ (dry weight)] *1,000,000*					
7/27/2005 9:50 time out									*if ash wt > dry wt, "Chk for Err"*					
elapsed hrs = 18.7 ✓									*if dry wt-ash wt < 0.001 g, "< (1/dry wt)*1,000,000*					
SAMPLE ID	DISH #	SAMPLE (grams)	TARE WT (grams)	DRY WT 104C (grams) 1			dry Wt (g)	TS (%)	ASH WT 550C (grams) 1	2	3	Ash Wt (g)	TVS (mg/kg)	(%)
Cal Date -->			7/26/2005	7/27/2005										
Time & Initials -->			14:30 BA	10:05 BA										
Cal Wt (g) 10.0000			10.0001	9.9998										
record weights to 4 places			*Cal OK!*	*Cal OK!*										
Blank			1.2392	1.2377			0.00							
IH97A2		7.7833	1.2378	5.7791			4.54	**69.4%**						
IH97A2 dup		6.4737	1.2320	4.9232			3.69	**70.4%**						
							RPD =	1.49% ✓				RPD =	NA	
IH97A2 trp		7.9281	1.2310	6.0108			4.78	**71.4%**						
							RSD =	1.41% ✓				RSD =	NA	
IH97B2		7.7129	1.2295	5.1627			3.93	**60.7%**						



TOC Solids Prep Log

DATE:	7/26/2005
ANALYST:	CLH / BA

acid purging to remove IC and drying at 70°C for TOC analysis

General notes regarding prep method and samples (identify the acid used)

make no entry to shaded cells, they are calculated

Sample ID		IC Test	Gravimetric Data (grams)			%	*Sample description & notes*
ARI #	Client	+ / -	Tare Wt.	Wet wt.	70°C dry wt	Solids	*(homogeneity and exclusions)*
Blank			12.9350		12.9350	0 mg	
IH97A2	ANCHOR	+-	12.9300	18.4361	17.0460	74.75%	
IH97A2 Dup	ANCHOR	+-	13.3395	19.9935	18.4325	76.54%	
IH97A2 Trp	ANCHOR	+-	12.9484	19.5710	18.0712	77.35%	
IH97B2	ANCHOR	++-	13.3526	19.0979	17.5154	72.46%	

TOC, Solids Data Analysis

Mode: NPOC *Inlet:* Boat

Spike Std = 2,000 *ppm C*

DATE:	7/28/05
ANALYST:	BA

Calibration Data

Calibration Standard			Source:	ARI #286-5&6			Conc:	2,000 ppm
	Observed Values (µg/g)					mean	*Cal Factor*	
	1,783	1,783	1,772			1,779	*1.124*	
Verification Standard			Source:	SPEX 29-4AS			Conc:	5,000 ppm
	ICV	CCV	CCV	CCV	CCV	*mean*	*% Rec*	
	5,328	5,280	5,335			*5,314*	*106.3%*	
Standard Reference Material			Source:	***NBS 8704***			Conc:	**33,510** ppm

Blank Data

System Blanks (enter "observed C")

Replicate determinations					Mean	condition
13.76	19.56	13.95			15.76	OK !

Silica Blanks (enter "corrected C" at end of run)

Replicate determinations					Mean	condition

Historical Blank Limits

mean	*stdev*
25.1	12.59
updated	*10/6/99*
LBL	-12.7
UBL	62.9

Sample Data *(Entered data must match the Dohrmann output report !)*

"Corrected C" (no dilution) = "Observed C" - Mean Blank

*"Corrected C" (with dilution) = ("Observed C" - (Mean silica Blank * %Silica)) * Dilution Factor*

Sample ID	Dilution Data				Spike	Combustion Data			
	Sample wt. (mg)	Final wt. (mg)	Silica (%)	Dilution Factor	(µL Std)	Burn wt. (mg)	Observed C (ppm C)	Corrected C (ppm C)	
~~ICV~~			-	~~1.00~~		~~10.0~~	~~5533~~	~~5,517~~	~~110.34%~~
ICV				1.00		10.0	5344	5,328	*106.56%*
Blank				1.00		10.0	13.76		*Blank OK*
NBS 8704				1.00		2.2	33570	33,554	*100.13%*
II39D4				1.00		1.3	2870	2,854	*Range OK!*
II39D4 dup				1.00		1.3	2150	2,134	*RPD=28.9%*
II39D4 trp				1.00		1.0	2002	1,986	*RSD=20%*
II39D4 ms				1.00	10	4.3	7008	6,992	*Range OK!*
Spike =	*0.02*	*mg C to*	*4.3*	*mg samp=*	*4,651*	*ppm*		*89%*	
II39D4 msd				1.00	15	4.5	8879	8,863	*Range OK!*
Spike =	*0.03*	*mg C to*	*4.5*	*mg samp=*	*6,667*	*ppm*		*90%*	
IH97A2				1.00		1.2	47670	47,654	*Range OK!*
IH97A2 dup				1.00		1.0	51500	51,484	*RPD=7.7%*
IH97A2 trp				1.00		1.4	43430	43,414	*RSD=8.5%*
IH97A2 ms				1.00	30	1.2	97880	97,864	*Range OK!*
Spike =	*0.06*	*mg C to*	*1.2*	*mg samp=*	*50,000*	*ppm*		*100%*	
CCV				1.00		10.0	5296	5,280	*105.60%*
Blank				1.00		10.0	19.56		*Blank OK*
II39B2				1.00		1.6	6133	6,117	*Range OK!*
II39F2				1.00		1.1	2747	2,731	*Range OK!*
NBS 8704				1.00		2.7	33830	33,814	*100.91%*
CCV				1.00		10.0	5351	5,335	*106.70%*
Blank				1.00		10.0	13.95		*Blank OK*

8/2 7/29/05

TOC, Solids Data Analysis

Mode: NPOC *Inlet:* Boat

Spike Std = 2,000 *ppm C*

DATE:	7/29/05
ANALYST:	BA

Calibration Data								
Calibration Standard			Source:	ARI #286-5&6			Conc:	2,000 ppm
	Observed Values (µg/g)					mean	*Cal Factor*	
	1,758	1,751	1,748			1,752	*1.141*	
Verification Standard			Source:	SPEX 29-4AS			Conc:	5,000 ppm
	ICV	CCV	CCV	CCV	CCV	*mean*	*% Rec*	
	5,432	5,289				*5,361*	*107.2%*	
Standard Reference Material			Source:	***NBS 8704***			Conc:	**33,510** ppm

Blank Data								*Historical Blank Limits*	
System Blanks (enter "observed C")								*mean*	*stdev*
	Replicate determinations					Mean	condition	25.1	12.59
	19.44	14.45				16.95	OK !	*updated*	*10/6/99*
Silica Blanks (enter "corrected C" at end of run)								*LBL*	-12.7
	Replicate determinations					Mean	condition	*UBL*	62.9

Sample Data *(Entered data must match the Dohrmann output report !)*

"Corrected C" (no dilution) = "Observed C" - Mean Blank

*"Corrected C" (with dilution) = ("Observed C" - (Mean silica Blank * %Silica)) * Dilution Factor*

Sample ID	Dilution Data				Spike	Combustion Data			
	Sample wt. (mg)	Final wt. (mg)	Silica (%)	Dilution Factor	(µL Std)	Burn wt. (mg)	Observed C (ppm C)	Corrected C (ppm C)	
ICV				1.00		10.0	5449	5,432	*108.64%*
Blank				1.00		10.0	19.44		*Blank OK*
NBS 8704				1.00		1.8	33970	33,953	*101.32%*
IH97B2				1.00		1.8	35230	35,213	*Range OK!*
NBS 8704				1.00		2.6	32780	32,763	*97.77%*
CCV				1.00		10.0	5306	5,289	*105.78%*
Blank				1.00		10.0	14.45		*Blank OK*

Geotech Analysis

prepared
for

ANCHOR ENVIRONMENTAL

KC FORMER SCOTT MILL , 00010501/T2

ARI JOB NO. IH97

prepared
by

Analytical Resources, Inc.

ANALYTICAL RESOURCES INCORPORATED

Pore Water Extraction

Job #: 1H97 Date: 7/25/05 Technician: HB Analytes: Metals, NH_3, Sulfides, SVOA

Aerobic ~~(4)~~
Anaeorobic ( )

Filtered ( )
Filter Material: _____
Filter Size: _____

Volume Required: _____

Tech Initials: _____ Witness Initials: _____
TBT Spike ID: _____ Amount Spiked: _____
Amount Sea H20 used:

Centrifugation 1:	Speed:	3000	Temp:	4	Duration:	30	O2 Level:	Atm.
Centrifugation 2:	Speed:		Temp:		Duration:		O2 Level:	

Centrifugation 1

Client Sample ID	REGL ID	Start Time	Estimated Recovery
WP01	A	1400	300
WP02	B	1400	600

Centrifugation 2

Client Sample ID	REGL ID	Start Time	Estimated Recovery	Decant Time

Notes: Woody material floating in the water after centrifuging.